

MAY/JUNE 2026

FREE!

The Country Register®

Available across the U.S.A. & Canada

Your Alberta Shopping Guide for Creative-Based Businesses & Events

Grow New Skills!

Alberta 



BUSINESS
DIRECTORY
& MAP
ON PAGES
22 & 23



COURTESY OF THE ADVERTISERS WITHIN!



From start to finish...
we have you covered.

NEW!

DESIGNER EPIC™|3
Nordic Frost
sewing and embroidery machine



EPIC QUILT™|97
sewing machine



DESIGNER TOPAZ™|65
sewing and embroidery machine



TOPAZ™|55Q
sewing machine



AMBER™ Air S|600
one-touch
air-threading
coverlock machine

OPAL™|670
computerized
sewing machine



HUSQVARNA®
VIKING®
Accessories & Notions

Extension Tables
Included!

AMBER™ S|300
overlock machine



ONYX™|25
sewing machine



VIKING, DESIGNER EPIC, EPIC QUILT, DESIGNER TOPAZ, TOPAZ, AMBER, OPAL, and ONYX are exclusive trademarks of Singer Sourcing Limited LLC or its Affiliates. HUSQVARNA and the "H" Crown Device are trademarks of Husqvarna AB and are used under license. © 2026 Singer Sourcing Limited LLC or its Affiliates. All rights reserved.

At Participating Canadian Dealers – Find Great Deals and Specials Offers In-Store – Contact Your Local Dealer Today!

Around The Block
Beaverlodge aroundtheblock.ca

Central Sewing Machines
Edmonton South (780) 469-1147
Edmonton West (780) 486-0047

Rumpled Quilt Skins
Okotoks rumpledquiltskins.ca

A Sewing Sensation
Calgary
(403) 288-8288 & (403) 258-3377

Maple Leaf Quilting Company Ltd.
Cochrane mapleleafquiltingcompany.com

Sewing Arts Centre
Red Deer (403) 340-9204



Simply Impressive

The SINGER® | Elite series offers an elegant and remarkably durable line of new machines designed to provide greater piercing power, enhanced speed, and versatility.



Elite | CE677
Computerized Sewing Machine



Elite | ME475
Mechanical Sewing Machine



Elite | SE017
Overlock Machine

SINGER and the Cameo "S" Design are exclusive trademarks of Singer Sourcing Limited LLC or its Affiliates. © 2025 Singer Sourcing Limited LLC or its Affiliates. All rights reserved.



Marcy Horswill, Publisher
 587-585-3545 • countryregab@yahoo.com
 Suite #114, 919 Centre St NW, Calgary, AB T2E 2P6
www.albertacountryregister.com

Looking for advertising options?

**Alberta Country Register
 will put your business on the map!**

Alberta Country Register is a small *Canadian* business proudly promoting other small *Canadian* businesses and will do its best to get you noticed!

Paper copies distributed Alberta-wide and found at advertiser shops, libraries, travel centres and more!
 Over 1,000 online views per issue!

For advertising information and general inquiries:
Marcy Horswill at countryregab@yahoo.com
 587.585.3545 • www.albertacountryregister.com

**July/August 2026
 ad booking deadline is June 2, 2026**

March/April 2026 • Volume 28 No. 6

Reproduction or use of editorial or graphic content without express permission is prohibited. All ads designed by the *Alberta Country Register* are property of the *Alberta Country Register* and cannot be used without permission. Country Register Ltd. is registered in Canada as a company trade name.

The *Alberta Country Register* is licensed by *The Country Register*® with exclusive rights to publish in the province of Alberta using logos and graphics owned by *The Country Register*®. The *Alberta Country Register* cannot be held responsible for copyright infringement in ads or content supplied by outside sources.

Publisher's Note

TIME FOR YOU TO GROW

Some of you may not believe it, but spring is here! This year, it feels late—like winter is clutching spring by the tail, tugging the season back into its icy grip. Still, there are subtle hints that spring will overcome the cold—eventually. Brighter days, softer air and daring bits of green are reaching up toward the sun.

While we stomp our feet and complain about this tardy season, inwardly, many of us are already looking ahead with quiet excitement. What will spring bring? How many quilt shows will there be? When will the new fabric collections arrive? What classes might we take? Have the latest yarn colourways made their way into the shops yet?

Just in time, this May/June issue arrives to answer many of those questions—and perhaps spark a few new ones.

Every small business featured in these pages planted their spring inspiration seeds in the deep, dark days of winter. Hours were spent planning, ordering, unpacking and creating samples to share with you. Now the doors are open, the shelves are refreshed and new projects are waiting. It is time for you to grow.

Growth doesn't always come from big changes. Sometimes it begins with a conversation at the cutting table, a class that feels just a little outside your comfort zone or a project you weren't sure you could finish.

The shops in these pages are more than places to purchase supplies—they are places to learn, to share and to grow. This spring, step inside, take a look around, and see where your next stitch might lead. ♥

Marcy



Sewing Arts Centre

Thank you for your support

WE ARE MOVING!

120-3433 50th Ave, RED DEER

Check out SewingArtsCentre on Facebook




We are Expanding our Inventory...
 scissors sharpening, zippers, thread and so much more

Stay tuned for Classes Coming Soon!



@SewingArtsCentre

Handi Quilter
 SINGER

JUKI TITAN
 RELIABLE

Husqvarna
 VIKING

WWW.SEWINGARTSCENTRE.CA



UJAMAA GRANDMAS

MAY 2026

FABRIC & YARN SALE

May 1 to 3, 2026

Quality donated fabrics selling for only **\$3 to \$5 per metre**, plus yarn, notions, sewing tools and machines at unbeatable prices!

Location

Garrison Curling Club
2288 47 Ave SW, Calgary



Scan the QR code or visit EventBrite.ca for ticket information and sale times

Sales support a global cause while empowering thousands of local makers to pursue their craft affordably. All proceeds are donated to the Stephen Lewis Foundation.

Contact: message@ujamaagrandmas.com

Ujamaa Grandmas ujamaayyc

www.ujamaagrandmas.com

TO DONATE

We are seeking clean fabric, notions, yarn and craft supplies.

Drop Off

Drop off at Garrison Curling Club

on these dates ONLY!

Saturday, April 25
1 pm to 4 pm

Monday, April 27
11 am to 4 pm

Tuesday, April 28
11 am to 4 pm

Cactus Rose Quilters' Guild presents

QUILT SHOW

Friday, June 5, 2026 • 10 am – 6 pm
Saturday, June 6, 2026 • 10 am – 4 pm

- Meet the Cactus Rose Quilters, and
- Vote for your favourite quilt
 - Visit the vendor booths
 - Shop for quilted items in the boutique
 - Learn from demonstrations
 - Buy raffle tickets
 - Win door prizes
 - Enjoy refreshments

Admission \$10

Medicine Hat Curling Centre
880 2nd Street SE, Medicine Hat


Eckville Handicraft Group Presents...
ECKVILLE QUILT & WEAVING SHOW
Quilts, Quilts, and more Quilts!
Bake Sale
Tea Room
Silent Auction items up for bid
Vendors on site
June 5-8, 2026
10am -4pm
\$5 Admission
Eckville Legion
5027-51st Ave.

Diamond Valley Quilters Quilt Show & Bake Sale

Saturday, June 6 • 11 am to 3 pm

Featuring
Member quilts • Charity quilts
Heirloom quilts
Silent auction of quilts

133b Sunset Blvd
Turner Valley



Planning Ahead?

Advertise your Non-profit Event

for as little as

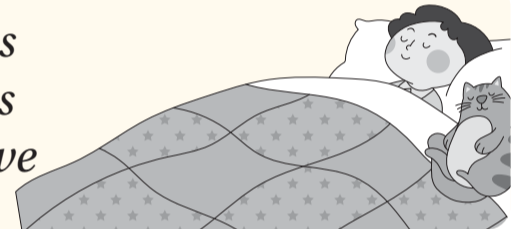
\$60 (plus tax)

For further details
countryregab@yahoo.com

587-585-3545

Ask for Marcy

One who sleeps under a quilt is covered with love



Claresholm Arts Society

Claresholm Quilt Show

Friday, May 22, 2026

Show Open 10 am - 7 pm

Classes 9 am - 4 pm

Evening Event 7 -9 pm

Saturday, May 23, 2026

Show Open 9 am - 4 pm

\$5

ADMISSION

2026 Theme: *Scrappy Quilts*

QUILT DISPLAY QUILT RAFFLE CONCESSION DOOR PRIZES VENDORS MARKET

Claresholm Community Centre

690 59th Ave. W. Claresholm



Quilt Show

Tuesday, June 2
11:00 am to 3:00 pm

Canyon Meadows
Community Centre
848 Cantabrian Drive SW
Calgary, AB



Presented by
**The Quilted
Mouse Guild**



Featured Quilter
Ann Picciano

Admission
by Donation





THANK YOU!

To all our visitors, vendors, volunteers
and quilters that made for another
fantastic Central Alberta Quilt Show!

May 8th & 9th
Westerner Grounds
Red Deer, AB

And a special thank you to our
Grand Prize Sponsors





Sibbald Quilt Show



**Sibbald
Community Hall**

Friday, June 26
10 am to 7 pm

Saturday, June 27
10 am to 6 pm



Quilts • Vendors
Door Prizes • Raffles
Games • Food & Beverages

Entry
\$15/day

"Wow! This Quilt Show had
more to see than the city
shows! I will definitely
come again."

Sibbald Quilt Show



QUILTFEST 2026

Save the Date!

October 16-17

Quilts • Vendors • Demos

Hosted by the
BLACK GOLD QUILT PATCH GUILD

Leduc Recreation Centre
4330 Blackgold Drive
Leduc, AB



Now on
Saturday!



Doll, Toy & Collectible Sale

Saturday, September 12, 2026
10:00 am to 4:00 pm

Italian Cultural Centre
14230 133 Avenue, Edmonton

Admission \$8 (Children under 16 free)

Free Parking • Two Vendor Rooms!



For more information
dollclubedmonton@gmail.com

www.dollclubofedmonton.com

Lethbridge Centennial Quilters Guild

Thank You to Everyone
who helped make the
Festival of Quilts
an Amazing Success!

- ◆ Festival of Quilts Committee ◆
- ◆ Guild Volunteers ◆
- ◆ Member Donors for the Gift Basket Draws ◆
- ◆ Member Donors for the Quilter's Boutique ◆
- ◆ Merchant Vendors & Donors ◆

Cottage Treasures • Dragon Heart Quilting
Quilters Palette • Lethbridge Sewing Center
Forever Friends Quilting • Studio 39
A Quilt by Dolores • Custom Creations
Mook Fabrics • Sugar Pine Quilting
Quiltnasium • Donna Kendall • Silkwood Studios

www.lethbridgequilters.ca

lethbridgequilters2



ONE THOUSAND QUILTS

by Alberta Quilt Study Society

The Alberta Quilt Study Society (AQSS) has documented one thousand quilts! The 1,000th quilt was recorded at their last documentation day in October.

The quilt, *Arrowhead Star* (pictured below with detail to the right), was purchased at the estate sale of John and Noreen (Kirby) Howard, Elizabeth Street SW, Calgary, Alberta. Noreen was a teacher and John was an engineer for TransAlta.

After all the hard work and dedication in attaining this milestone, the Board decided to bring their work to a close and voted to dissolve AQSS. The Society is pleased to report that over \$2,000 is donated to the *Anne Lambert Clothing and Textile Collection* at the University of Alberta.



Detail of Arrowhead Star

Many thanks to the dozens of volunteers and all the people that brought their stories and their quilts to help us reach this amazing goal and especially to those that have served on the Board over the last thirteen years. Board members generously gave time and expertise so the Society could successfully accomplish everything it has, including: documentation days, guild presentations, tables at quilt shows, museum visits, study days, workshops and trunk shows, along with the many hours behind the scenes editing photos, attending board meetings, managing finances, preparing meeting minutes, creating the newsletter, managing the website and uploading the 1,000 quilts to the Quilt Index (www.quiltindex.org). There are so many amazing quilts documented with so many interesting stories.

The Quilt Index, originally launched in 2003, is an open access, digital repository of thousands of images, stories and information about quilts and their makers drawn from hundreds of public and private collections around the world. It represents the work of thousands of community-based and independent scholars, digital humanists and professionals in libraries, archives and museums who are dedicated to preserving and making accessible quilt history. (www.quiltindex.org)

The AQSS website is no longer active, but the email address will continue to be monitored. If you have had a quilt documented and there is anything you would like changed or added to the Quilt Index, please email: abquiltstudy@gmail.com. ❤️



The 1,000th documented quilt, Arrowhead Star, 1930-1949

Create Something Special



Extensive Fabric & Notions Selection

Quilting Cottons & Batiks • Glide Thread • Panels
Longarm Supplies • Precuts & Kits • Books • Patterns

Classes & Demos

Enhance your skills with experienced instructors.
Sign up online!

Monthly Clubs

Join a vibrant community of quilters through events and monthly clubs

Top-Quality Sewing and Longarm Machines

Authorized dealer of Husqvarna Viking and Handi Quilter machines
Free lessons with every machine purchase

Sewing Machine Service Department



Meet Erin
Colour Wizard



Watch for
Pop-up Specials
Follow us on Social Media!



Around the Block Quilt Shop
Open Tuesday to Saturday 9:30 to 5:30
1040 1st Ave, Beaverlodge, AB
info@aroundtheblock.ca • 780-354-3423

www.aroundtheblock.ca

From Pattern Picks to Perfect Palettes Piece Fabric Co. is Here to Help

At Piece Fabric Co., we specialize in helping you create your dream quilts. Whether it's choosing a pattern that matches your skill level, selecting a colour palette you'll love or putting everything together into a custom kit, we're here to help every step of the way.

Great Fabric. Exceptional Service.

All 365 Kona Cotton Colours
All Art Gallery Fabrics Pure Solids
Aurifil Thread • Art Gallery Fabrics
Fableism Wovens • Essex Linen



PIECE
EST. 2020 FABRIC CO.
Open 24/7 Day & Night

info@piecefabric.co
PieceFabric.co

[@piecefabricco](https://www.instagram.com/piecefabricco)

[PieceFabricCo](https://www.facebook.com/PieceFabricCo)

www.PieceFabric.co


Daisy Time

See, the grass is full of stars,
 Fallen in their brightness;
 Hearts they have of shining gold,
 Rays of shining whiteness.
 Buttercups have honeyed hearts,
 Bees they love the clover,
 But I love the daisies' dance
 All the meadow over.
 Blow, O blow, you happy winds,
 Singing summer's praises,
 Up the field and down the field
 A-dancing with the daisies.

by Marjorie Pickthall



Visit us for coffee & a sweet treat in our Coffee Corner!
Quilting Cottons • Flannels • Notions
 Offering **LONGARM Quilting Services**
 Book your quilts now!



Pink Petunias Patchworks
QUILT SHOP

66525 Little Smoky Rd., Little Smoky, AB • Owner: Audrey Arnault
 pinkpetuniaspatchworks@gmail.com • 780-552-4244
 HOURS: May to October • Tuesday to Saturday • 9:00 am to 5:00 pm

ESTD 2022
 COFFEE CORNER
 YUMMY!

Watch Facebook & Website for Special Events!

[PinkPetuniasPatchworks.ca](https://www.pinkpetuniaspatchworks.ca)

Sew Delightful Studios Inc.

Watch for the latest news on our website & social media.

Stitch • Quilt • Share!

Explore our studios, fall in love with our fabric, create a project, learn to sew, spend time with a friend!

www.sewdelightfulstudiosinc.ca
 5211-50 Avenue, Valleyview, AB
780-524-2400
 Sherry & Amber

 It's Worth the Stop!



IN THE GARDEN

WE CUT OUR KITCHEN GARDEN RIGHT OUT OF THE CENTER OF OUR LAWN & PUT A PICKET FENCE ALL THE WAY AROUND IT. ♥ HERE ARE SOME IDEAS FOR OTHER GARDENS ♥

- Butterfly Garden
- White Garden
- Water Garden
- Herb Garden
- Knot Garden

- The Secret Garden
- Perennial Garden
- Wildflower Garden

- Potted Garden
- Cutting Garden
- Hummingbird Garden
- Meditation Garden
- Rose Garden
- Rock Garden

TO PLANT A SEED IS A HOPEFUL DEED



When I hear the CHIMES in my garden it's like fairies are going by.

I AM WEARY OF SWORDS & COURTS & KINGS. LET US GO INTO THE GARDEN.
 Mary Johnston

Find lots more about the garden in Susan's new Summer Book at www.susanbranch.com ~ Happy Spring! 'Tis the Season!



WELCOME TO THE FABRIC OF THE COMMUNITY!

HOMESTEAD

FABRIC & QUILTING

Open: Monday to Friday 9-5 Saturdays 10-3
Phone 780.674.6022 • homesteadfq@yahoo.ca

WE OFFER: Services of a
100% Quilting Cotton Computerized Gammill
Quilting Workshops Industrial machine

Follow Us!  **FROM BARRHEAD: 4 MILES SOUTH & 1/4 MILE WEST**

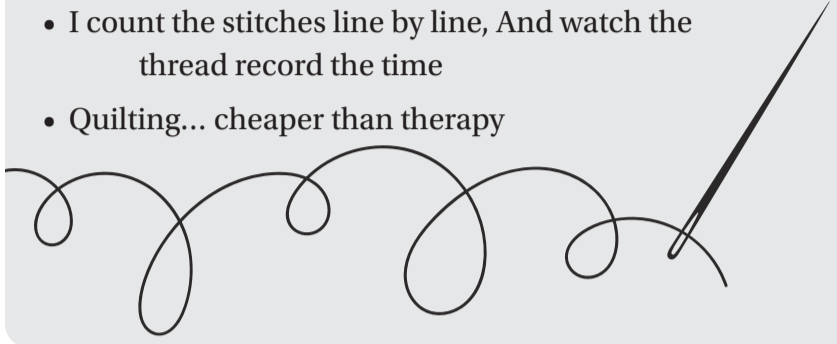
www.homesteadfabric.ca



QUILT LABEL QUOTE IDEAS

If you want to add a special touch to your gifted quilt, embroider one of these little sayings on the quilt label!

- From my hands... to your heart
- May this quilt warm your body and comfort your soul
- Memories stitched with love
- When you use this quilt, remember me
- Friends are the flowers in the garden of life
- I count the stitches line by line, And watch the thread record the time
- Quilting... cheaper than therapy



Visit our Website for Online Orders!

quiltersquarters.ca

featuring a large & colourful array of
Quilting Cottons • Batiks • Flannels
Kits • Notions • Books • Patterns
Longarm Quilting Supplies
Quilting Classes for Beginners to Advanced

Check out the Back 40 where everything is 40% OFF!

Quilter's Quarters

Monday to Friday 10:00-5:00
Saturday 10:00-4:00
quiltersquarters.ca 780.723.6043

1 block before lights on Hwy 16 W 4823 4th ave., Edson

The Travelling Quilter's Dream! 



CLOTHING SINCE 1952 & SHOES

A&M

Formerly Arth's Fashion Centre

10628 - 100 Ave (Main St)
Westlock, AB • 780.349.3757

The Small Town store with the **BIG** selection.

amclothingshoes.ca




Shop Local **First Anniversary** *Shop Lovely*

In June, We're Celebrating One Year!
Drop by to see what's new in the shop...

Quilting Cotton • Flannel • Assorted Wide-back Cotton & Flannel
Sewing Notions • Patterns

Offering
Sewing Classes • Digital Longarming

The Best Reason for a Road Trip from Edmonton!
Right off Highway 43 between Whitecourt & Mayerthorpe

  [dearestmylovelyfabricshop](https://www.dearestmylovely.com)

Dearest My Lovely
FABRIC SHOP
780-779-6288
tammy@dearestmylovely.com

www.dearestmylovely.com

58519 Range Rd 100
in Lac Ste Anne County near Blue Ridge






MATERIAL Matters inc.
...and sew do you!
5119 - 51 St. in the heart of downtown Drayton Valley, AB

Make Every Day Fabulous with Our NEW 60" Quilt Panel Sunny Day

Drop By to see our Great Selection of Summer Fabrics!

Get our Green Bag and save... 10% every day & 25% every 5th Saturday

May 30 is the next Green Bag Saturday

Fabric Outlet
for your Shopping Pleasure!
NEW COLLECTIONS ADDED


Open Wed to Fri 10 am to 5 pm
or by Appointment
Bring your Green Bag too!
5109 50 St., Drayton Valley

We welcome Road Trippers, Quilt Retreat Travellers & Quilters with Friends!

780-542-3233 • Open: Monday to Friday 10 am - 5 pm • Saturday 10 am - 4 pm





PFaff
Perfection starts here.™


Creative freedom
at every level

NEW *creative elevate™ 680*
sewing & embroidery machine


AVAILABLE NOW!




Optional Embroidery Unit*


creative icon™ 2
top-of-the-line sewing & embroidery machine



creative expression™ 750
sewing & embroidery machine




quilt expression™ 725
sewing machine




admire™ air 7000
one-touch electronic
air threading
coverlock machine


**Extension
Tables
Included!**




admire™ 3000
overlock machine



passport™ 3.0
sewing machine



SMARTER BY PFAFF™ 160s
sewing machine



PFaff®
Accessories &
Notions

PFAFF, PERFECTION STARTS HERE, CREATIVE ELEVATE, CREATIVE ICON, CREATIVE EXPRESSION, QUILT EXPRESSION, ADMIRE, PASSPORT and SMARTER BY PFAFF are the exclusive trademarks of Singer Sourcing Limited LLC or its Affiliates. ©2026 Singer Sourcing Limited LLC or its Affiliates. All rights reserved. *Embroidery unit sold separately.

At Participating Canadian Dealers – Find Great Deals and Specials Offers In-Store – Contact Your Local Dealer Today!

Johnson's Sewing Centre
Edmonton
North (780) 452-0102 / (800) 567-0132
South (780) 496-9375 / (877) 373-9464

Kountry Knits & Sewing Centre
Fort Saskatchewan (780) 998-1635

Quilting from the Heart
Camrose (780) 672-2732

Red Deer Sewing Centre
Red Deer (403) 346-2597

Sewing Lane
Lethbridge (403) 320-9700

Sewing World
Calgary
(403) 259-4075 & (403) 282-4919



Create Moments That Matter.

Introducing SINGER® MOMENTO™, a one-of-a-kind craft cutting machine. Do more, cut less with an extra-large 24" cutting capacity. Everything you need to start is included.

SINGER, MOMENTO, and the Cameo "S" Design are exclusive trademarks of Singer Sourcing Limited LLC or its Affiliates. © 2026 Singer Sourcing Limited LLC or its Affiliates. All rights reserved.



Woodland Quilting Co.

Discover a charming, ever-changing creative space in the heart of Spruce Grove

- Carefully curated fabric collections
- Inspiring quilt kits • Rotating quilt samples
- Books, Patterns & Notions for everything
- Longarm quilting

108 McLeod Ave, **Spruce Grove**
 780-962-2599 | maureen@woodlandquilting.com
 Tuesday, Wednesday, Friday & Saturday 10:00 am – 4:00 pm
 Thursday 10:00 am – 6:00 pm • Closed Sunday & Monday



www.WoodlandQuilting.com



Gremlynn's in the Kitchen

Thoughts and recipes shared by Lynn Burdett (Gremlynn),
 Prairie Points Quilt Shop, Ponoka County, AB

CHICKEN NUGGETS FOR MY BIRTHDAY

by Lynn Burdett

Greetings Earthlings!

May is my birth month. Every year since about 2010, during the first week of May, I receive a box (or two) of chicken nuggets. That Don is a super generous guy to give Lynn a drive-through take-out for her birthday! Not *those* chicken nuggets, but rather a box of fluffy chicks! Until you raise a batch of chicks, you will have no idea how much fun they really are!

Depending upon the breed, chicks will have yellow, brown or possibly black down. The fluff isn't feathers yet but soon will be. Different breeds start out as differently-coloured chicks. People usually relate to yellow chicks since they are the most photographed poultry babies in the print world. Yellow babies tend to grow up to become white-feathered adult breeds, such as Leghorn and Cornish Giant meat chickens. Black downy chicks could become the black-and-white striped Plymouth Barred Rock adults, Black Australorps or Copper Marans. Brown fuzzy babies can be Buff Orpingtons, Buff Brahmas or Rhode Island Reds. You would be amazed at the colour range of eggs for different breeds! From white to dark chocolate brown to green, pinkish brown, spotted and even blue. Until we raised chickens, we had no idea of the variety!



The first time one picks up a box of chicken nuggets, nothing will prepare you for the cacophony of those baby birds in that box! They are loud—cheep! cheep!—all the way home! Newly hatched babies survive nicely without food or water for up to 36 hours. There is enough nutrition from the yoke sack to keep them going until they get their first exposure to the big world and their first meal!

For a few years we incubated our own fertilized eggs in our countertop incubator. Chicks don't simply develop because the egg is fertilized. They need the correct conditions to develop and be able to break out of their shell, including appropriate heat and humidity. Incubating eggs takes precision and timing working together to make it happen. The egg will never become a chick unless those proper incubating conditions are met.

The first time we incubated our own eggs, we were in for quite a surprise. A couple of days before the *big day* (it takes 21 days for chicks to hatch) I was sure I was hearing peeping in the kitchen. I thought my grandson was fooling me as we ate our breakfast together. He thought the same of me! We examined the incubator to discover we were both hearing the peeping sound coming from a few of the eggs. We watched as a couple of the eggs moved about. What a treat that was! As time got closer to the scheduled hatch date, things got louder and more active. Then we saw the first hole! Someone was working on their great escape from their eggshell enclosure! We were going to witness chicks hatching! When chicks finally break free from their tight holds, they are weak, wet and exhausted. They are so very tiny. Their eyes are >>

A Garden Full of Yarn Awaits!

Stop in and discover beautiful yarns, cozy textures and inspiration for your next project

Huge selection of ROVING for felting & spinning

YARN for knitting, crocheting & weaving
 Noro • Estelle • Briggs & Little
 Cascade • Drops Yarns
 Warm Woolly Socks!

Dealer for **ASHFORD**
 Top 10 Ashford Dealer in Canada for 9 Years...
#3 in 2025!

4812 - 50th Ave, Stony Plain
 780.963.1559 • info@josyargarden.ca

@josyargarden

Choose from so many **COLOURS!**

Explore our Ever Expanding Online Store!
 Free Online Shipping with Minimum Purchase

www.josyargarden.ca

Grow New Skills

Stitch Something Beautiful

As the season changes, so can your creativity. We have everything you need to *sew with confidence.*

- ▶ Premium Bag Hardware
- ▶ Quality Sewing Supplies & Tools
- ▶ Fresh Fabrics & Substrates
- ▶ Project inspiration & tutorials

Plant the seed. Watch your skills grow.

- ▶ Perfect for beginners & seasoned makers alike
- ▶ Create bags, accessories, purses, and more
- ▶ Bring your ideas to life

Scan here to visit our website






Emmaline BAGS
emmalinebags.com



tightly closed as they gasp to take their first breaths of air. It is quite remarkable to witness. Then we watched their hatch-mates step on them as the dried ones begin to explore their new surroundings—fluffy and full of energy. A chick has got to be pretty tough to survive that first 24 hours of vulnerability! It's good to be the early bird in the hatching pen because they get to do the stomping about instead of being stomped upon! A few hours later, the chicks are dried off, fluffy and exploring the incubator, while looking for others to play with or step on (not intentionally).

In the years we don't incubate our own fertilized eggs, we order live birds from a hatchery. They are shipped by Canada Post



believe it or not! By the time the chicks arrive, they are 24- to 30-hours old and ready to begin their next adventure. Many begin getting their big-bird feathers within a couple days. The home-hatched babies don't start getting theirs for almost a week. We always know how old the delivered birds are within a day or two of their arrival by this tell-tale sign of the feathers. When the chicks arrive, they are loud and ready to be in a much larger space. We carefully lift each baby from the box and dip their little beaks into water for their first drink. This step lets them know where the water is. They will find the food on their own just by being naturally curious pecking at everything in their new

continued on page 12 >

Re/Imagined Fabrics
Recirculated Fabrics / Workshops / Community

SPRING CLEANING? **DONATE NOW**

ACCEPTING ALL FABRICS, SEWING TOOLS, YARN ECT.
Drop off Donations anytime during business hours

OPEN TUES-SAT

9629 66 Ave NW Edmonton AB

CALL 780.953.1841 **FABRIC AND YARN CONSIGNMENT AVAILABLE BY APPOINTMENT**

MORE INFO: REIMAGINEDFABRICS.COM

Focus on Fibre Art Association

Celebrate Your Creativity!

Hot Crossed Bunnies by Laurie Wiles

Become a Member!

- Take workshops at preferred rates
- Join our team to help plan and deliver workshops, exhibitions and events
- Register for online and in-person workshops
- Sign up for personal email notifications

Celebrating over 28 years of Fibre Art

FFAA is sponsored by: **AGLC**

focusfibreart.org [focusonfibreart](https://www.facebook.com/focusonfibreart)

Did You Know?

Our staff has over 100 years of experience to help you find the best machine for your sewing needs!

Handi Quilter **BERNINA** **Husqvarna VIKING** **brother**

A Proud Canadian Company

CENTRAL SEWING MACHINES
Your Sewing Superstore

The Largest Selection of Machines & Notions Available
Sewing • Embroidery • Quilting • Industrial
On-site Factory-Certified Service Technicians

Hours	West Store	South Store
Monday to Friday 9:00 am – 5:00 pm	780.486.0047 18514 – 104 Ave NW Edmonton	780.469.1147 8649 – 63 Ave Edmonton
Saturday 10:00 am – 3:00 pm		

www.centra Sewing.com

Follow us!

Check out our Newest Innovations in Sewing, Serging & Embroidery

Visit us In-store & Save on Select Models*

Experience our machines first-hand with a test drive!

NEW Brand Name Sewing Machines from

JANOME **SINGER** **PFAFF**
Q'nique **elna** **BERNINA**
SWISS DESIGN made to create

*while supplies last!

Two locations in EDMONTON

South Location
Call for Details 780-496-9375
10736 - 124 St 780-452-0002
HOURS Monday to Saturday 10:00 am to 5:00 pm

JANOME
elna
SINGER
PFAFF
BERNINA
Q'nique

JOHNSON'S
sewing centre
...home of Quilter's Dream

Toll Free 1-877-373-9464
 Email: craig@johnsonssewing.com

Visit us in-store, or check out our website for more details!
www.johnsonssewing.com

> continued from page 11

surroundings. The pecking and scratching is instinctive. Tired after their big adventure, they settle in close together for a much-needed nap near the warm brooding lamp.

The chicks will stay safe in the brooding area for two to three weeks until their feathers come in and they have figured out how to escape the confined area. During these first few weeks, one can watch their little personalities develop. They begin to establish a pecking order. Some will be more dominate and fearless. Others, more quiet and timid. The males in the clutch tend to be more aggressive than the females. In some breeds, you can immediately discern their gender by appearance. Other breeds will remain a mystery until they are a few months old.

Chicks are cute and fun and a great source of entertainment during those first few weeks. They mark the official arrival of spring and my birth month! Enjoy your day! ♥

Gremlynn



Free Pattern

For more fun and creative inspiration visit:
www.JacquelynnSteves.com

BUSY BEE

© Jacquelynn Steves

Free Embroidery Pattern – May not be sold or used for commercial purposes. Use this pattern for embroidery, wool applique, punch needle or rug hooking, painted projects or whatever your imagination can dream up! Reduce or enlarge pattern as desired.

We Provide the Products to Inspire Your Creativity!

NEW Classes ♦ Quilting Cotton & Flannel
 In-house Curated Precuts ♦ AccuCut Kits
 Quilter's Dream Batting ♦ Sewing Lights & Irons
 Sewing & Quilting Notions ♦ Books & Patterns
 Machine Accessories ♦ Thread
 Machine Servicing & Scissor Sharpening

HOURS
 Monday to Saturday 10:00 am to 5:00 pm

Home of
Quilter's dream

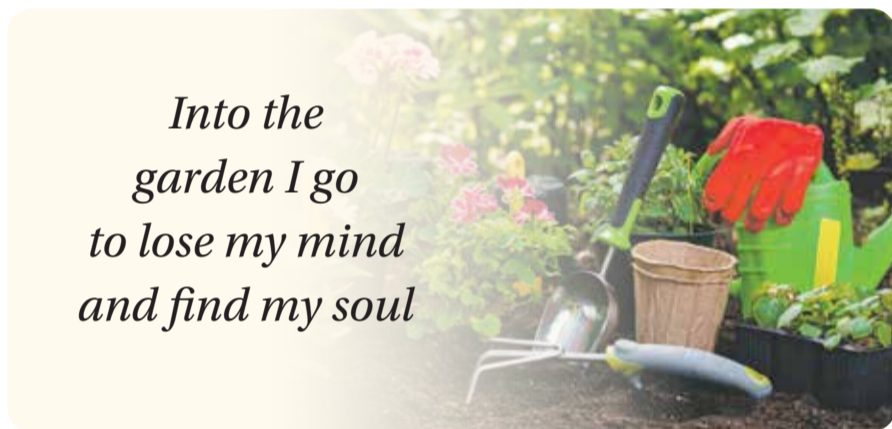
Two locations in EDMONTON
 North • **10736 - 124 St** • 780-452-0002
 South • **Call for Details** • 780-496-9375

By the Yard © 2025 Jennifer Lopez

I HEARD THAT IF YOU SEW WITH FABRIC FROM YOUR STASH THEN THIS NEW QUILT WON'T COST YOU ANYTHING!

WITH ALL THE MONEY I'LL SAVE, I CAN BUY MORE FABRIC!

www.bytheyardcomics.com



LA SEWING CENTRE

Inspiration is Right Here!
A Little Shop Full of Big Ideas
Inspiring fabrics, friendly help and creative possibilities waiting for you!

- Quilting fabric • Notions • Discount fabric • Alterations
- Longarm quilting • Machine repair • So much more!

Hours: Tuesday to Friday 11 - 4 • Saturday 10 - 2
Please phone ahead to make special arrangements

Check Facebook for current hours • www.la-sewing.ca

5028 - 50th Ave. Lamont, AB | Ph. 780-895-2599

New Sewing Machines on Sale! Starting at **\$299**

CLIP & SAVE! 20% OFF Purchase or Service
Expires June 30, 2026

We have it ALL... from Alpaca to Zippers

KOUNTRY KNITS & SEWING CENTRE
A Shop for the Creative Generation (of Fibre/Sewists)

10103-100 Avenue, Fort Saskatchewan
780.998.1635
kksc@telus.net
Tues. to Fri. 10 am-5 pm
Sat. 10 am-4 pm
Closed Sun. & Mon.

PFAFF SINGER Elite
Your Exclusive Dealer Since 1982

We service & repair all brands of sewing machines & sergers

www.kountryknitssewingcentre.ca

Happy Mother's Day to all the Moms out there!

Happy Sewing!

Where Friendships are hatched

The Chicken Coop

5103 - 50th St., Mundare, Alberta
- 45 minutes east of Edmonton -
780.764.3727
valerie@thechickencoop.ab.ca
Open Tuesday to Saturday 10:00 - 5:00
www.thechickencoop.ab.ca

Fabric ✿ Unique Kits
Patterns ✿ Custom Quilting

Don't be Chicken... Try something new!
Join the flock and grow your skills...
You're always welcome at The Chicken Coop!



We Make Your Quilting Easier!

Scoops of Savings!

Longest Day Sale with Cool Deals!

Friday, JUNE 19	Saturday, JUNE 20
Discount Escalates	Discount Decreases!
10-5 pm 15% off	7-8 am 40% off
7-8 pm 25% off	8-9 am 35% off
8-9 pm 30% off	9-10 am 25% off
9-10 pm 35% off	10-4 pm 15% off
10-11 pm 40% off	

Stock up on all **Your Basics!**
Order a **Roll of Batting!**

Online Sale 30% OFF
Sat., June 20, 5 pm to Sun., June 21, Noon

One metre minimum cut • Cannot be combined with another offer

Have you seen the latest **Block-of-the-Month?**

- Each program includes pattern, all fabric and binding to complete your quilt top.
- Check out the discount when you buy a full kit!

GRANDMA'S GARDEN (LIGHT & DARK)

PEPPERMINT & PINE

LORI'S Country Cottage

OPEN Monday to Saturday 10:00 am - 5:00 pm
Thursday 10:00 am - 7:00 pm
Closed Sundays and Holidays

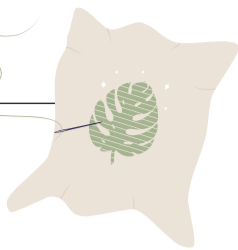
#250-130 Broadway Blvd., Sherwood Park • 780-464-9697
info@loriscountrycottage.com

Visit our website for more information and to shop online
Shop 24/7 Online
Flat-Rate Shipping: Details online
FREE Shipping: within Canada on orders of \$225 or more

www.loriscountrycottage.com

Think Sustainable

by Bizz McKilligan, *The Green Thimble*, Victoria



YOU'VE COME A LONG WAY

There's something really satisfying about looking back at the things we've made with our hands. Not just admiring the finished piece but remembering the process. The confusion. The problem-solving. The tiny victories that felt enormous at the time. If you have been sewing or crafting for a while, you likely had that moment where you pick up an older project and think, "Wow—I've come a long way."

I think about my first quilt often. It was a t-shirt quilt. Looking back, it seems rather ambitious. Knit fabrics are not where most sewists start off. I remember sitting there, trying to wrestle all those different fabrics into submission. Some were stretchier than others, some were thicker or thinner, some seemed to have a mind of their own entirely. I didn't know about stabilizing fabric with interfacing back then. I just thought, "How hard can it be?"

Well—turns out, a little harder than I expected.

There were moments of real frustration, like fabric shifting where it shouldn't or seams not lining up. No one had taught me about seam allowances yet. I did the math and sorted it out, but things could have very well gone terribly awry. I kept going because, while I was experiencing difficulties, I also didn't know any better

than to just charge ahead! And when it was done? I was so proud. Genuinely thrilled with how it turned out. There's really no wrong way to do something, if the results work. There just might be an easier way.

Now, with more experience under my belt, I can see exactly where I could have made things easier for myself. A bit of interfacing here, a different approach there, tools and techniques that would have saved time and stress. But here's the thing: if I had known all that back then, I wouldn't have learned it the way I did. That quilt taught me something far more valuable than perfect technique—it taught me how to *figure things out*.

And honestly? I kind of like a little struggle. >>





Digital & Custom Longarm Quilting
Longarm Quilter • APQS Sales & Education • Coach & Mentor

SPOOLS THE WORKSHOP
Joanne Flamand • joannestudioz@gmail.com • 164 Aston Bend, LEDUC
Please phone to book appointment **780.913.3982**

www.spoolstheworkshop.com

Longarm quilting services & rental


Quick turnaround time!

APQS Machine Sales

Come in for a test drive and get all your questions answered with a "try before you buy" program while you finish a quilt!

Sales and Support to all ALL APQS Owners!
Appointments Required
780.913.3982





Quincy's Quilt Finishing Services

LONGARM QUILTING IS OUR PASSION!

At Quincy's we specialize in edge to edge quilting with affordable pricing. Our goal is to help you get your quilt tops into finished quilts.

TYPE	SIZE LIMIT (width x length)	EXAMPLE OF SIZE	2026 SINGLE QUILT PRICE
Table Topper	Up to 1200 square inches	20" x 45"	\$49.95
Extra Small	1201 - 3000 square inches	40" X 60"	\$79.95
Small / Lap	3001 - 5000 square inches	70" x 70"	\$124.95
Medium / Twin	5001 - 7500 square inches	80" x 80"	\$169.95
Large / Queen	7501 - 10,000 square inches	90" x 90"	\$224.95
Extra Large	10,001 - 14,400 square inches	110" x 110"	0.0275 per square inch \$275 - \$396

Price includes: edge to edge quilting, single colour Glide thread for top and bottom and 80/20 cotton poly blend batting. Your backing **MUST** be a minimum of 4 inches larger on all 4 sides. Materials not intended for quilt backings will be charged a \$30 non-traditional backing fee. Prices shown do not include applicable taxes. If you have any questions please contact us at 587-274-2630 or email us at quincysquilting@shaw.ca.

DID YOU KNOW...

We offer 7 Day Priority or 30 Day Rush service for an additional fee based on the size of the quilt being longarmed.

BUSINESS HOURS

Tuesday and Thursday 10-4, Saturday 10-3 walk in service, no appointment necessary. Wednesday and Friday are by appointment. Appointments must be booked at least 24 hours in advance by emailing quincysquilting@shaw.ca or calling 587-274-2630.

Quincy's Quilt Finishing Services is located at 4611 61 Avenue (behind Liberty Tax). Leduc, Alberta, Canada T9E 7A4. Call us at 587-274-2630.


Not the overwhelming, throw-your-project-across-the-room kind. But the kind that makes you pause, think, experiment. The kind that stretches your skills just enough to grow. There's a certain satisfaction in tackling something that feels just out of reach and slowly bringing it into focus.

Every project we take on becomes a snapshot of where we are in our creative journey. The skills we have, the things we don't know yet, the risks we're willing to take. And the beautiful part is that this journey doesn't have a finish line. There will always be new techniques to try, new mistakes to make, new lessons to learn.

If you're in the middle of a project right now that feels frustrating or imperfect, take heart. One day, you'll look back on it with a smile. Not because it's flawless, but because it marks a moment of growth. You'll see not just the finished piece, but the person you were while making it.

And maybe—just maybe—you'll find yourself thinking, "Look how much I've learned since then."

So, keep going. Embrace the learning curves. Celebrate the wins, big and small. And don't be afraid to take on something that feels a little challenging. Future you will thank you for it. ❤️



GREAT GIFT IDEA

Share The Country Register with a friend

For the convenience of those who may not be able to pick up a free copy from advertisers, we offer 1 year (6 issues) subscriptions (within Canada) for \$24/yr including GST to cover the cost of postage.

Name: _____

Address: _____

Please enclose cheque for payment or call 587-585-3545 to arrange invoice and credit card payment. Send cheque and info to:
Alberta Country Register, 114 - 919 Centre St NW, Calgary, AB T2E 2P6

COTTON FABRIC OJIBWAY FLORALS by Jackie Traverser
RIBBONS BIRCH BARK BITING by Pat Bruderer
 KOKOM FABRIC by Carrie Okemaw
 PRAIRIE PETALS by Amy McPherson
 YASAKW DESIGNS Shelly Samuels **SATINS**

And so much more...

SILTEX

WHOLESALE SALES ONLY: REGISTERED BUSINESSES,
 FABRIC STORES, QUILT SHOPS, MANUFACTURERS!!! sales@siltex.com (204) 582-2371
 10 Robinson Street Winnipeg, MB, Canada

Over 100 Colors Available

**Spring to Life
 With Our Fresh Solids**

CAMELOT®
 FABRICS | CRAFTS | DOTS

Available now!
 Check with your local
 quilt shop for details.

TO ORDER WHOLESALE
 1-800-361-4120 - www.camelot.ca - j.amar@camelotfabrics.com



*Happy Father's Day
to all the Dads
out there!*

Quilting With Barbara

by Barbara Conquest of BlueSky Quilting



JOY IN LEARNING NEW SKILLS

Green grass! Cheers from your neighborhood soccer and ball fields, calves and colts tottering on shaky legs, teenaged girls tottering on their first high heels, young men resplendent in their first dress suits at grad ceremonies—spring! Why should the young monopolize spring? For many of us quilters who have had more than enough winter, this is a time to grow new skills and experience the joy of learning.

Perhaps you've long admired the accuracy achieved by paper piecing, but have never actually learned how to do it. Now is the time! Information and directions are available from many sources: books, magazines, YouTube and quilt store staff come to mind.

Or perhaps you'd like to learn more exotic skills, such as sashiko or pojagi. A technique long known and used in Japan but relatively new in our part of the world is sashiko (not to be confused with sashimi, a raw meat or seafood dish!). Sashiko is defined as "a traditional Japanese form of functional embroidery...which uses a simple running stitch to create intricate geometric patterns." Originally a way to mend clothing, it is now used here for decorative purposes. Devotees state it is relaxing as well as decorative and may be incorporated into many textile projects. Check with your local quilt shop to see if they offer classes or print information. If not, ample information and illustrations are available on line. Google: sashiko.

Introduced to our quilt guild by our planning committee, an equally-traditional fabric manipulation technique, this time from Korea, pojagi, is gaining popularity with North American quilters. Originally a method of making patchwork wrapping cloths >>

A Growing Collection to Inspire You

New collections arriving monthly—discover something fresh each visit
Come explore what's just arrived!

5013 50 St • Camrose, AB
Monday to Friday 9:10 am to 5 pm
Saturday 9:10 am to 4 pm
Toll free: 1-844-77QUILT (7-8458)
Email: info@thequiltcloset.ca
@The Quilt Closet Camrose

Follow along on Facebook and our website
to view our full line of new products and exciting classes!

24/7 online shopping • Flat fee shipping up to 11 lbs!

www.thequiltcloset.ca

Quilting from the Heart Inc.

4811 50 Street, Camrose
Tuesday - Saturday 10:00 - 5:00
www.qfth.ca
(780) 679-5492

**Same Day Sewing
Machine Service
Available!**


Drop Off & Pick up your machine on the same day when you pre-book your service! Book online or by phone.

Sewing machine service starts at \$90.

Family owned, family loved. Come visit us and the three generations of quilters who hang out here, trying to make your quilts beautiful and your day fun.

Shop on-line or in-person for modern quilting fabrics & patterns, kits of all kinds, and wool felt embroidery supplies, patterns, kits, threads, wool, and more!

shop online anytime - qfth.ca!



Examples of sashiko stitching patterns

to cover or store items, pojagi here and now is a technique employing reversible flat-felled seams to create a stained-glass effect, sometimes called reversible patchwork. There is no wrong side; both sides appear finished, although there is no backing or lining. The traditional material used is silk, but cotton and linen are easier to use and less expensive for beginners. Google: pojagi.

For further information or classes on all three of the above skills, check your local quilt shop. Tutorials and information are readily available online. Just Google paper piecing, sashiko or pojagi for background information, tutorials on YouTube and patterns. All of these skills lend themselves to small projects—just right for a relaxed summer. And that’s what we’re all anticipating, right? ♥

Article © Barbara Conquest, BlueSky Quilting, Tofield, AB

Mothers are like buttons...

They hold everything together

Digital Longarm Quilting Service

Plus a selection of material available!

Bring Your Quilt Tops!

518-2nd Avenue, **Bruce**, AB
Call 780-688-2275
for appointment or text
780-238-7737

Quilt N Friends

*Let your quilt tops bloom—
with longarm magic
from BlueSky!*

BlueSky Quilting
Custom longarm quilting in Tofield, AB
blueskyquilting1@gmail.com
780-662-4276

STOP & SHOP!

Proud To Be Canadian
Thanks so much for your continued support!

Creative Klutter is a Must-Stop Quilt Shop on road trips this year!

Quilter's cotton & flannel | Batiks
Fleece & Minky | Quilt Batting | Wide Backings
Kits | Fat Quarters | Handmade Items
Notions | Patterns | Threads | Essential Oils

Thank you for your support in respecting our safety guidelines!

CREATIVE KLUTTER QUILT SHOP

Hours: Tues. - Fri. 9-5 • Sat. 9-4
Box 105, 4907 - 50 St., Irma, AB T0B 2H0
creativeklutter@gmail.com | 780-754-2227

www.creativeklutter.ca

VILLAGE TREASURES

Community Garage Sale
Don't miss it!
June 6 • Mannville

Annual Sale
Continues until
May 9!

May Sale
25% Off
Purple & Yellow

Book your quilt tops!
We offer computerized & custom machine quilting

June Sale
25% Off
Floral Fabrics

Tuesday-Saturday 10am to 5pm
5009 - 50 St., Mannville • 780-763-2202
quilts@telusplanet.net

www.villagetreasures.ca

QUILTING COUNTRY

Drop by & See What's New at the Shop!

Quilting Fabrics • Precuts • Notions
Batting • Wide Backs • New Classes
Join our Fun Sewing Group!

We look forward to seeing you!
Cyndee & Maddison

Tuesday to Friday 9:30 to 5:00 • Saturday 10:00 to 3:00
Closed Sunday & Monday (closed Saturdays of long weekends)

780-662-4886 • 5110 50th Street, **TOFIELD**, AB
quiltingcountry1@gmail.com

LONGARM QUILTING SERVICES AVAILABLE

Sandra's Stitching Shack
Longarm Quilting Services
 by Sandra Lyon • Conveniently Located in Ponoka!
 Digital Longarm Quilting Services
 Many design options • Edge-to-edge quilting
 Variety of thread choices available
Quick turnaround time!
 Ponoka, AB • sandrastitches@icloud.com
 For an appointment call **403-357-4295**
 Sandrastitchingshack Now offering domestic sewing machine maintenance
Longarm Quilting Magic One Thread at a Time

Biggest Little Quilt Store in Alberta!
 Shipping **Anywhere** in Canada!
Country Stitches
 Quilting & Fabrics
 #10-2 Ave E, Winfield, AB
 780-682-2666
 NEW Winter Hours
 Wednesday to Saturday
 10 am to 4 pm
 Closed at Christmas
 Dec. 14, 2025 to Jan. 7, 2026
 Closed Long Weekends
 including Saturday
 countrystitchesca
www.countrystitches.ca

So Many Ways to Support Your Favourite Local Business

Follow them on social media, comment & share their posts, & tag a friend

Refer their business to others

Leave a positive review

Tell them you love their shop!

Bring your friends

Shop at the store!

TULIPS 'N QUILTS
 BENTLEY

Shop our Newly Arrived Fabrics!
 Bring a project & relax with friendly guidance during "Open Studio Time" or register for one of our classes! *Bring a friend!*
 Contact us for private and group bookings!



Visit us at our first Central Alberta Quilt Show in May!
 5009-50 Ave, BENTLEY  Follow Us!  Tulips 'N Quilts
www.tulipsnquilts.com

Craft 'N Chat 5017 - 50th Ave. (Main St.) Rimbey, AB

DMC	QUILTING • cotton & flannel • batting & backing	paint
felting	PRIMARILY NORTHCOTT FABRICS	stencils
plastic canvas	NOTIONS • zippers • thread • buttons • elastic	paracord
rughooking	• dye • snaps • velcro • handbag hardware	woodburning
beading supplies	YARN • great yarn assortment • anti-pilling yarns	polymer clay
many kits	• needles • hooks • looms • patterns	miniatures
art supplies	CARD MAKING & SCRAPBOOKING SUPPLIES	Diamond Dotz
embroidery	 OPEN: Tuesday to Friday 10-4:30 • Sat. 11-2	basic supplies
	Closed Sunday/Monday • Phone 403-783-0266	

Something for Everyone!

Let's Celebrate 15 Years!
 Over 2000 Bolts of Fabric
 Choose from our **Amazing Colour Wall**

- Great Selection of Aurifil Thread
- Quilting Cottons & Flannels
- Sewing Notions & Batting
- Cosmo Embroidery Floss
- 108" Wide Backing in 100% Cotton & Flannel
- Valdani Perle Cotton Thread Collections
- Great Selection of Lori Holt Fabric & Books
- Don's Wooden Quilter's Aids

Shop-Hoppers Always Welcome

15 Happy Anniversary

Purchase the Bolt and SAVE 10%
 Regular-priced bolts only. Yardage varies per bolt. No minimum yardage.

MONTHLY DRAW
 Different Prize Every Month • Pick up your prize on your next visit

FREE! No purchase necessary

Prairie Points Quilt Shop
 Hours: Wednesday to Friday 10 am - 5 pm • 403.391.8786
 Blue Sign: A262024
 Twp 422 (Spruce Road), Ponoka
 Lots of parking! Easy access
Directions from Ponoka:
 South on 2A; West on 422 (Spruce Road)
 Come to stop sign; Follow Prairie Points signs!



Follow owner, Lynn Burdett, and her stories about #noregretsranh & #ppqsponoka
 @PPQSPonoka  @gremlynn1



Two Quilt Shops ♡ Twice the Selection!

Premium Quilting Cottons ♦ Precuts ♦ Notions ♦ Classes ♦ Demos on request ♦ Retreats


City Shopping in
Red Deer, AB

Urban Farmhouse Fabric

140 - 4828 53 St
403-406-1284

Tuesday to Friday 10 am — 5 pm
Saturday 10 am — 4 pm

 @UrbanFarmhouseFabric



Online
Ordering
available

Attending the
Red Deer Quilt Show?
We're Open Late!
May 8 until 8:00 pm
May 9 until 6:00 pm

Drop-In Sewing Days & Classes

Contact store for details!



Together, Both Locations Offer
Over 20,000 Bolts of Fabric
Get your favourites before they're gone!

12-Months
& Older

15% Off

REGULAR PRICE

Clearance

25% Off

REGULAR PRICE

Last Chance

50% Off

REGULAR PRICE

Country Shopping in
Caroline, AB

BEAVER CREEK MERCANTILE

403-722-2050

Summer Hours (May 1)

Tuesday to Saturday 10 am — 5 pm

Directions: Turn south from 4-way stop in Caroline.

Travel 2.5 miles, turn west on Township Rd 36-0.

Travel one mile, turn south on Range

Rd 6-2. We're at the end of the road. See you soon!

 @BeaverCreekMercantile

We Invite you to our booth at the

Red Deer Quilt Show

Friday, May 8 and
Saturday, May 9

We have so many new products
to share with you!



Online
Ordering
available

www.BeaverCreekMerc.com

Bee Inspired!

Follow the blossoms to
Wanna Be Quilting
where inspiration
is always in season!

You'll find fresh fabrics, friendly faces
and a shop full of *creative charm*

*Going to the Central Alberta
Quilt Show in Red Deer?*
Enjoy our **Extended Hours**
Friday, May 8 * 10 am – 6 pm
Saturday, May 9 * 10 am – 6 pm

*Mother's Day
& Victoria Day*
Open 12 pm – 4 pm

*If you could be anywhere...
Where would it be?*



The ONLY quilt store in Central Alberta **Open 7 days a week!**

Monday to Saturday 10–5
Sunday & Holidays 12–4

Unit 115 – 6037 Parkwood Rd • **Blackfalds**, AB
wannabequiltingab@gmail.com • 587-621-1243

wannabequilting.com

NEW YORK STYLE CHEESECAKE

by Colleen Gust, Sask/Manitoba Country Register

This is a family favourite, in fact, it is usually what I ask for as my birthday cake each year. And yes, I've had a lot of cheesecake over the years!

Ingredients

- 1 cup graham cracker crumbs
- ¾ cup sugar
- ¼ cup melted butter, plus 2 tbsp melted butter
- 1½ cups sour cream
- 2 eggs
- 2 tsp vanilla
- 1 lb cream cheese (2 pkgs), broken into small pieces

Directions

Preheat oven to 325°F. Mix together cracker crumbs, ¼ cup sugar and ¼ cup melted butter. With mixture, line bottom of an 8- or 9-inch ungreased spring-form pan.


Blend sour cream, ½ cup sugar, eggs and vanilla in a blender for one minute. Add cream cheese. Blend until smooth.

Pour two tablespoons melted butter through top of blender. Blend and pour into spring-form pan.

Bake in the lower third of 325° F oven for 45 minutes.

When baking is finished, turn oven to broil. Broil cheesecake until top begins to show attractive spots of brown. Remove from oven.

Refrigerate for at least four hours, preferably overnight, before cutting and serving. ♥



Responsive Customer Service Tailored Just for You!

- Expert machine advice, your pace, your choice
- Dependable support for every purchase • Leading brands with the latest technology
- Machine service & repair • Accessories, notions & books • Classes for everyone

Trusted Expertise &
Exceptional Care



Sew Many Choices...
Find your
Perfect Match!



May 8 & 9
**Red Deer
Quilt Show**
Visit Booth
#29!



Authorized Dealer of Sewing Machines,
Parts and Accessories • Authorized Service Centre

sales@reddeersewing.com
403-346-2597 | 1-877-976-3279

Unit 115, 2004 50 Ave.
South Pointe Common, Red Deer

PFAFF  **SINGER**



JANOME

JUKI

Q'nique

brother
at your side

www.reddeersewing.com

JANOME®



Show Time!

Visit Booth #29 at the Red Deer Quilt Show, May 8 & 9
Show-Stopping Deals on JANOME Machines

In-show Only!

Continental M8 Professional



- 13.5" Throat space • 450 Stitches • 1300 SPM • 3 Needle plates
- Huge extension table with accessory drawer almost as impressive as the price!

Memory Craft 9480QC Professional

- Professional Sewing and Quilting
 Explore the endless variations with 9mm stitch tapering, pattern selection, mirroring, ruler work mode, variable zig zag and float mode
- 400 stitches
 - 4 fonts
 - AcuSpark2 app
 - 11" Throat space
 - 3 needle plates
 - Retractable sewing light



BONUS
 Accurate Stitch Regulator
Added Value \$1,299

Memory Craft 6700 Professional



- 170 Stitches with 3 fonts • 9 mm stitches
- 11" of throat space • One-step needle plate
- 1,200 stitches per minute
- AcuFeed Flex-Layered Fabric Feeding System

Memory Craft 550E Limited Edition

- On-screen editing • 180 Built-in designs
- Automatic thread cutter
- AcuStitch software



HD9-V2 Heavy Duty

- HEAVY DUTY, straight stitch sewing machine
- Industrial-like features for your light to heavy sewing and quilting projects (including fashion and bag making)



- Large capacity bobbin
- Automatic thread cutter & Knee Lifter
- Heavy weight thread guide with precise tension control

Memory Craft 8200QCP Special Edition



- 170 Stitches with 3 fonts, 9 mm stitches, 11" of throat space, One-step needle plate

Skyline S7 Anniversary Edition



- 350 Stitches • 11 one-step buttonholes • Knee lifter
- One-step needle plate • Auto presser foot lift
- Auto height adjuster • Auto thread cutter • Stitch composer
- Stitch Tapering • Superior needle threader 2
- Acrylic Extension Table included

Skyline S6 Anniversary Edition



- 196 Built-in stitches • 10 One-step buttonholes
- Memorized needle up/down • Auto thread cutter
- One-step needle plate • Superior needle threader 2
- 4 Alphabets • Acrylic Extension Table included
- AcuFeed™ Flex layered fabric feeding system

Memory Craft 1000



- 300 Stitches with 3 fonts
- 241 Built-in embroidery designs and 11+ embroidery fonts
- Embroidery size: 5.5 x 5.5" (140 x 140 mm)
- Easy-lift magnetic needle plate with sensor
- Superior needle threader 2
- Extra high presser foot lift
- Thread break detection/Auto return post thread break
- Memory function/last stitch resume mode • Automatic drop feed
- Free arm/flat bed convertible • Automatically cuts jump threads
- 7-Piece feed dog/Superior Feed System Plus

5300 QDC-G



- 300 built-in stitches, respectively
- Stitch pattern combinations • Automatic thread cutter
- Alphabet (monogram stitches) • Light weight (12 pounds)

4120 QDC-G



- 120 Stitches, including alphabet • 7 One-Step buttonholes
- 7-Piece feed dog • One-hand needle threader
- Extra-high presser foot lift • Stitch pattern programming

3160 QDC-G



- Full Size yet only 12 lbs • 8 Included accessory feet
- 60 Stitches over six categories • 4mm reverse stitch
- 6 Buttonholes, darning and eyelet



See us in-store for more...

EXCELLENT OFFERS on Machines, Accessories & Notions

Authorized Dealer of Sewing Machines, Parts and Accessories • Authorized Service Centre
 Offers valid May 8 to 9, 2026, in-show only • While quantities last

sales@reddeersewing.com • 403-346-2597 | 1-877-976-3279

Unit 115, 2004 50 Ave, South Pointe Common, **RED DEER**

www.reddeersewing.com

AIRDRIE

KLARE'S KORNER Pg 26
201-2903 Kingsview Blvd SE, AIRDRIE, AB
403-980-5771 • klarekorner@gmail.com
www.klareskornerquiltsnmore.ca
Facebook: klareskornerquiltsnmore
Instagram: klareskorner

PINHEADS QUILTING CO Pg 26
6124 Creekside Village
403 MacKenzie Way SW, AIRDRIE
587-254-1035 • cathy@pinheadsquilting.ca
www.pinheadsquilting.ca
Facebook: pinheadsquilting.ca
Instagram: pinheads_quilting

BARRHEAD

HOMESTEAD FABRIC & QUILTING Pg 8
3410 Township Rd 590, BARRHEAD
780-674-6022 • homesteadfq@yahoo.ca
www.homesteadfabric.ca
Facebook & Instagram: homestead_fq

BEAVERLODGE

AROUND THE BLOCK QUILT SHOP Pg 6
1040 1st Ave, BEAVERLODGE, AB
780-354-3423 • info@aroundtheblock.ca
www.aroundtheblock.ca
Facebook & Instagram: aroundtheblockquiltshop

BEISEKER

NEVER DONE QUILTING Pg 25
207-6 St, BEISEKER • 403-947-2091
neverdonequilting@gmail.com
www.neverdonequilting.ca
Facebook & Instagram: NeverDoneQuilting

BENTLEY

TULIPS 'N QUILTS Pg 18
5009-50 Ave, BENTLEY
tulipsnquilts@gmail.com
Facebook & Instagram: Tulips 'N Quilts

BLACKFALDS

WANNA BE QUILTING Pg 20
115-6037 Parkwood Rd, BLACKFALDS
587-621-1243
wannabequiltingab@gmail.com
www.wannabequilting.com
Facebook: Wanna-Be-Quilting
Instagram: wannabequilting

BRUCE

QUILT N FRIENDS Pg 17
518 2nd Ave, BRUCE • 780-688-3484
Facebook & Instagram: quiltnfriends

CALGARY

ALBERTA BATTING COMPANY Pg 28
CALGARY • 403-815-4568
albertabattcompany@gmail.com
www.albertabattcompany.com
Facebook: Albertabattcompany
Instagram: abcquilting

LOOPY D'S QUILTING Pg 28
79 Sunhurst Cres SE, CALGARY
403-669-9523 • ddomin@telusplanet.net
www.loopydquilting.com
Facebook: loopydsquilting
Instagram: loopyd_quilting

MY SEWING ROOM Pg 39
148-8228 Macleod Trail SE, CALGARY
403-252-3711 • info@mysewingroom.ca
www.mysewingroom.ca
Facebook: MySewingRoomCalgary
Instagram: mysewingroom.ca

OUT OF HAND QUILTING & FABRICS .. Pg 29
12-6449 Crowchild Trail SW, CALGARY
403-217-4871 • hello@outofhandquilting.com
www.outofhandquilting.com
Facebook & Instagram: outofhandquilting

PAPERS & THREAD QUILTING Pg 28
CALGARY • 403-660-2191
papers.thread@gmail.com
www.papersandthreadquilting.com
Facebook: papersandthreadquilting
Instagram: papersandthread

CALGARY - Continued

QUILT ANGEL Pg 29
CALGARY • **www.quiltangel.ca**
Facebook: Lisa-Adam
Instagram: quiltangelstudio

CAMROSE

QUILTING FROM THE HEART INC Pg 16
4811 50 St, CAMROSE, AB
780-679-5492 • info@qfth.ca
www.qfth.ca • Facebook: QFTHCA
Instagram: quiltingfromtheheart

THE QUILT CLOSET Pg 16
5013 50 St, CAMROSE, AB
1-844-77QUILT (7-8458) • info@thequiltcloset.ca
www.thequiltcloset.ca
Facebook: TheQuiltClosetInc

CANMORE

THE SUGAR PINE COMPANY Pg 27
737 Tenth St, CANMORE
403-678-9603 • info@thesugarpine.com
www.thesugarpine.com
Facebook: The Sugar Pine Company Quilt & Knit
Instagram: thesugarpinecompany

CARDSTON

IMAGINATION UNLIMITED Pg 31
257 Main St, CARDSTON • 403-653-2633
imagultd@outlook.com

CAROLINE

BEAVER CREEK MERCANTILE Pg 19
355018 RR 6-2, CAROLINE • 403-722-2050
info@beavercreekmerc.com
www.BeaverCreekMerc.com
Facebook: BeaverCreekMercantile

LAZY M LODGE Pg 24
CAROLINE, AB • 1-866-382-5299
lazym lodge@xplornet.ca
www.lazymcanada.com
Facebook & Instagram: lazym lodge

COCHRANE

MAPLE LEAF QUILTING COMPANY LTD. Pg 40
9105-101 Sunset Dr, COCHRANE • 403-981-3500
mapleleafquiltingcompany@shaw.ca
www.mapleleafquiltingcompany.com
Facebook & Instagram: mapleleafquiltingcompany

THE STITCHING CORNER Pg 26
2-185 First St E, COCHRANE • 403-932-3390
nygabe@telus.net • **www.stitchingcorner.ca**

DRAYTON VALLEY

MATERIAL MATTERS INC. Pg 8
5119 51 St, DRAYTON VALLEY • 780-542-3233
materialmatters@shaw.ca
www.materialmattersinc.ca
Facebook: materialmattersquilting

EDMONTON

CENTRAL SEWING MACHINES Pg 11
18514 104 Ave, EDMONTON • 780-486-0047
8649 63 Ave, EDMONTON • 780-469-1147
sales@centralsewing.com
www.centralsewing.com
Facebook & Instagram: centralsewingmachines

FOCUS ON FIBRE ART ASSOCIATION .. Pg 11
10554 110 St NW, EDMONTON
info@focusonfibreat.org
www.focusonfibreat.org
Facebook: focusonfibreat
Instagram: focusonfibreatassociation

JOHNSON'S SEWING CENTRE Pg 12
4528 99 ST (Temporary until further notice),
EDMONTON • 780-496-9375
10736 124 St, EDMONTON • 780-452-0002
craig@johnsonsewing.com
www.johnsonsewing.com
Facebook & Instagram: johnsonsewingcentre

EDMONTON - Continued

KIM CASKEY TOURS Pg 30
EDMONTON • 780-288-9008
kim@kimcaskey.ca
www.kimcaskey.ca/tours
Facebook: kimcaskeycustomquilting
Instagram: kim_caskey_quilter

QUILTERS DREAM FABRICS Pg 8
4528 99 ST (Temporary until further notice),
EDMONTON • 780-496-9375
10736 124 St, EDMONTON • 780-452-0002
craig@johnsonsewing.com
www.johnsonsewing.com
Facebook & Instagram: johnsonsewingcentre

REIMAGINED FABRICS Pg 11
9629 66 Ave, EDMONTON
www.reimaginedfabrics.com

EDSON

QUILTER'S QUARTERS Pg 8
16 W 4823 4th Ave, EDSON
780-723-6043 • info@quiltersquarters.ca
www.quiltersquarters.ca
Facebook: quilters.quarters.5

FORT MACLEOD

FINELY QUILTED Pg 31
Unit 2, 546 12th Street, FORT MACLEOD
(403) 557-0333 • info@finelyquilted.ca
Facebook: FinelyQuilted.ca
Instagram: finelyquiltedapqs

FORT SASKATCHEWAN

KOUNTRY KNITS & SEWING CENTRE Pg 13
10103 100 Ave, FORT SASKATCHEWAN
780-998-1635 • kksc@telus.net
www.kountryknitssewingcentre.ca
Facebook & Instagram: KountryKnitsSewingCentre

GRANDE PRAIRIE

PIECE FABRIC CO. Pg 6
GRANDE PRAIRIE • info@piecefabric.co
www.piecefabric.co
Instagram: piecefabricco

IRMA

CREATIVE KLUTTER QUILT SHOP Pg 17
4907 50 St, IRMA • 780-754-2227
creativeklutter@gmail.com
www.creativeklutter.ca
Facebook & Instagram: creativeklutterquiltshop

LAC STE ANNE COUNTY

DEAREST MY LOVELY FABRIC SHOP Pg 8
58519 Range Rd LAC STE ANNE COUNTY
780-779-6288 • tammy@dearestmylovely.com
www.dearestmylovely.com
Facebook & Instagram: dearestmylovelyfabricshop

LAMONT

LA SEWING CENTRE Pg 13
5028 50th Ave, LAMONT • 780-895-2599
info@la-sewing.ca • **www.la-sewing.ca**
Facebook: lasewingcentre

LEDUC

QUINCY'S QUILT FINISHING SERVICES Pg 14
4611 61 Avenue, LEDUC • (587) 274-2630
quincysquilting@shaw.ca
www.quincysquilting.com
Facebook: quincysquilting247

SPOOLS THE WORKSHOP Pg 14
164 Aston Bend, LEDUC • 780-913-3982
joannestudioz@gmail.com
www.spoolstheworkshop.com
Facebook: Spools: The Workshop
Instagram: longarmjjo

LETHBRIDGE

LETHBRIDGE SEWING CENTRE Pg 32
1256-3 Ave S, LETHBRIDGE • 403-327-2243
www.LethbridgeSewing.ca
Facebook: TheBigYellowButton
Instagram: bigyellowbuttonyql

VILLAGE QUILTS Pg 32
1419-3 Ave S, LETHBRIDGE • 403-320-1817
www.village-quilts.weebly.com

LITTLE SMOKY

PINK PETUNIAS PATCHWORKS QUILT SHOP Pg 7
66525 Little Smoky Rd, LITTLE SMOKY
780-552-4244
pinkpetuniaspatchworks@gmail.com
www.pinkpetuniaspatchworks.ca
Facebook & Instagram: patchworkspinkpetunias

MANNVILLE

VILLAGE TREASURES Pg 17
5009 50 St, MANNVILLE • 780-763-2202
quilts@telusplanet.net
www.villagetreasures.ca
Facebook: vtquiltshop
Instagram: villagetreasuresquilts

MEDICINE HAT

QUILTING CREATIONS & FABRIC & THE MASON JAR Pg 33
902 Kingsway Ave SE, MEDICINE HAT
403-487-5114 • quiltingfabric@telus.net
www.quiltingcreationsandfabric.com
Facebook: quiltingcreationsandfabric
Instagram: quilting-creations-and-fabric

THE QUILTED CALICO Pg 33
MEDICINE HAT • 587-340-9728
thequiltedcalico@gmail.com

MUNDARE

THE CHICKEN COOP Pg 13
5103 50th St, MUNDARE • 780-764-3727
valerie@thechickencoop.ab.ca
www.thechickencoop.ab.ca
Facebook & Instagram: friendshipshatched

NANTON

SIMPLY STITCHES & CURIOSITIES Pg 30
2015 20 Ave, NANTON
www.simplystitches.ca
Facebook: simplystitches&curiosities
Instagram: simplystitches_curiosities

OLDS

THE STITCHERY Pg 25
RR21 & Hwy 27 (north side), West of OLDS
403-556-6221 • info@thestitchery.net
www.thestitchery.net

PINCHER CREEK

DRAGON'S HEART QUILT SHOP Pg 31
656 Main St, PINCHER CREEK, AB
403-904-4040
info@dragonsheartquiltshop.com
www.dragonsheartquiltshop.com
Facebook & Instagram: dragonsheartquiltshop

PONOKA

SANDRA'S STITCHING SHACK Pg 18
PONOKA • 403-357-4295
sandrastitches@icloud.com
Facebook: Sandrastitchingshack

PONOKA COUNTY

PRAIRIE POINTS QUILT SHOP Pg 18
TWP 422 (A262024 Spruce Road)
PONOKA COUNTY • 403-391-8786
gremlynn@gmail.com
Facebook: PPQSPonoka • Instagram: gremlynn1

PRIDDIS

QUILTERS' PALETTE Pg 27
PRIDDIS • 403-680-8683
jane.morgan@outlook.com
www.quilterspalette.ca
Facebook: quilterspalettealberta
Instagram: quilterspalettecanada



RED DEER

RED DEER SEWING CENTREPg 20-21
 Unit 115, 2004 50 Ave (South Pointe Common),
 RED DEER • 403-346-2597 • 1-877-976-3279
 sales@reddeersewing.com
www.reddeersewing.com
 Facebook: reddeersewingcentre
 Instagram: reddeersewing

SEWING ARTS CENTREPg 3
 Unit B 3430 50 (Gaetz) Ave, RED DEER
 403-340-9204 • sewingartscentre@shaw.ca
www.sewingartscentre.ca
 Facebook & Instagram: SewingArtsCentre

URBAN FARMHOUSE FABRICPg 19
 140 4828 53 St, RED DEER • 403-406-1284
 info@beavercreekmerc.com
www.BeaverCreekMerc.com
 Facebook: UrbanFarmhouseFabric

RED DEER COUNTY

NUTS FOR BOLTS ETC.Pg 24
 TWP 381, RED DEER COUNTY
 403-588-2445 • nutsforboltsetc@yahoo.ca
www.nutsforboltsetc.com
 Facebook: nutsforboltsetc
 Instagram: nutsforbolts.quiltshoppe

RIMBEY

CRAFT 'N CHATPg 18
 5017 50th Ave (Main St), RIMBEY
 403-783-0266 • Facebook: craftnchat

SHERWOOD PARK

LORI'S COUNTRY COTTAGEPg 13
 250 130 Broadway Blvd, SHERWOOD PARK
 780-464-9697 • info@loriscountrycottage.com
www.loriscountrycottage.com
 Facebook & Instagram: loriscountrycottage

SPRUCE GROVE

EMMALINE BAGSPg 10
 50 Manitoba Crt, SPRUCE GROVE
 (780) 571-2247 • **www.emmalinebags.com**
 Facebook & Instagram: emmalinebags

WOODLAND QUILTING CO.Pg 10
 108 McLeod Ave, SPRUCE GROVE • (780) 962-2599
 maureen@woodlandquilting.com

STONY PLAIN

JO'S YARN GARDENPg 10
 4812 50th Ave, STONY PLAIN
 780-963-1559 • info@josyarngarden.ca
www.josyarngarden.ca
 Facebook & Instagram: josyarngarden

STRATHMORE

FOREVER FRIENDS QUILTING INCPg 30
 111-320 Second St, STRATHMORE
 403-322-3374
 admin@foreverfriendsquilting.ca
www.foreverfriendsquilting.ca
 Facebook & Instagram: foreverfriendsquilting

TOFIELD

BLUESKY QUILTINGPg 17
 TOFIELD • 780-662-4276
 blueskyquilting1@gmail.com

QUILTING COUNTRYPg 17
 5110 50 Street, TOFIELD • (780) 662-4886
 quiltingcountry1@gmail.com
 Facebook & Instagram: quiltingcountry

TROCHU

REVUE'S IN TROCHUPg 25
 219 Main St, TROCHU
 403-463-8842 • revuesintrochu@outlook.com
 Facebook: Revues in Trochu

VALLEYVIEW

SEW DELIGHTFUL STUDIOS INCPg 7
 5211 50 Ave, VALLEYVIEW • 780-524-2400
 sewdelightfulstudiosinc@gmail.com
www.sewdelightfulstudiosinc.ca
 Facebook & Instagram: sewdelightfulstudiosinc

VULCAN

THE THREADED NEEDLEPg 30
 315-1 Ave N, VULCAN • 403-486-3009
 sales@thethreadedneedle.ca
www.thethreadedneedle.ca
 Facebook: TheThreadedNeedleVulcan
 Instagram: the-threaded-needle

WESTLOCK

A & M CLOTHING & SHOESPg 8
 10628 100 Ave (Main St), WESTLOCK
 780-349-3757 • **www.amclothingshoes.ca**
 Facebook & Instagram: amclothingshoes

WINFIELD

COUNTRY STITCHES QUILTINGPg 18
 10 2nd Ave E, WINFIELD • 780-682-2666
www.countrystitches.ca
 Facebook & Instagram: countrystitchesc ❤️



WHO IS REALLY THE BEST DRESSED?

by Dawn-Marie Nokleby

It has been said that clothes make the man. Sometimes, they also make the doll.

Manufacturers and retailers know well that the more appealing a doll is, the more likely it is to sell. Doll clothing plays an important role in modern marketing, although perhaps not as much as in the past.

If you are asked to think of a doll with a fabulous wardrobe, the obvious first thought has to be the icon of fashion and style—Barbie!

After all, her clothing, regardless of which decade, always reflected the latest fashion and most up-to-date styles. Her clothing has been designed by a multitude of talented professionals (including some who have designed for and dressed iconic Hollywood stars).

Barbie's clothing was also a fabulous marketing opportunity in itself for Mattel—a girl might have only one or two Barbies, but could have a myriad of amazing fashions to choose from. More were on offer all the time!

Barbie made her appearance at the end of the 1950s, in the post-war boom of consumerism that actively distanced itself from the austerity of the war years and the Great Depression.

Parents were eager to provide for their children the very luxuries that they themselves missed out on. There had been a time, not too many years before, that spending on such an array of clothing for mere playthings would have been unheard of.

Elaborate commercially-made wardrobes for dolls were not a new concept in the 1950s and 1960s, after all French fashion dolls of earlier centuries had fabulous accessories and wardrobes made by the finest artisans of Europe, but the decades prior to the boom of the post-war world were marked by loss, hardship and poverty for many people.

During the Great Depression, there was little extra money to spend on toys. During the war years, there were few toys available to purchase. Children would be fortunate to have any toys at all. Dolls and stuffed animals might well be hand me downs or homemade.

Fortunately, that was a time when people still had the necessary skills to make such toys.

Many women made their own clothing rather than purchasing pre-made or off-the-rack. They dressed themselves and their families as a matter of course. They sewed, they knit and they repaired and mended. They were extremely proficient and their garments were well made and intended to last.

>>

LAZY M LODGE

Let Your Creativity Grow at Lazy M Lodge

Fresh ideas, new techniques, and time to create. The Lazy M Lodge welcomes quilters and crafters ready to grow their skills in a peaceful, inspiring setting.

www.lazymcanada.com

Not in a guild, we often have a spot for crafty individuals. Get on our Alternates list.

For an extra treat: massage service now available, call for details:

Phone: 1-866-382-LAZY(5299)

lazymlodge@explornet.ca @lazymlodge

MAY 8th & 9th, 2026

Central Alberta QUILT SHOW

VENDOR

MODERN QUILT SHOPPE

NUTS FOR BOLTS etc.

A PLACE TO GATHER, LEARN, CREATE AND SHARE

STORE HOURS
WED THRU SAT
10AM - 5PM

WE CARRY OVER 3000 SQ FEET OF PREMIUM QUILTING COTTONS, CUDDLE, MINKY, FIRESIDE, WIDEBACKS, BATTING, NOTIONS, PATTERNS, BOOKS & MORE

CONNECT WITH US
WWW.NUTSFORBOLTSETC.COM

1428 TWP RD 381
RED DEER COUNTY, AB
403.588.2445



An early 1900s Schoenhut doll wears a homemade coat, hat and muff from the 1930s

Those skills also allowed them to turn leftover fabric scraps into rag dolls or clothing for a child's special doll.

During the austerity of World War II, damaged or outgrown knitted garments were often unraveled, so that the yarn could be reused in newly-made garments. Scrap yarn in small amounts worked into knitted teddies and dolls, or possibly, cardigans for favourite toys.

At Christmas, neighbours organized exchanges of fabric scraps and yarn remnants so that little Sally's doll got new dresses that were not made out of the same fabric as her own new dress.

Tiny remnants and scraps could be made into doll quilts using English paper piecing. Nothing was ever wasted.

So, it's an interesting thought to actually ponder which dolls were really the *best dressed*.

Would it be the stylish and glamorous Barbie with her beautiful commercial fashions? Or would it be the humble, hand-me-down doll with the home-made outfits, stitched with love and skill? Doll fashions, in all eras, are true reflections of the time periods they were produced and like any childhood artifact, provide important insights in to what was happening in the world during the period they were created.

So the answer? Well, your opinion probably depends on what type of doll you collect. It's certainly an interesting question. ♥ Dawn-Marie Nokleby is an organizer of the Edmonton Doll, Toy and Collectible Sale. For more information, see the ad directly below.

Now on Saturday!

**Doll Club
OF
Edmonton
presents**

Doll, Toy & Collectible Sale

Saturday, September 12, 2026
10:00 am to 4:00 pm

Italian Cultural Centre
14230 133 Avenue, **Edmonton**
Admission \$8 (Children under 16 free)

Free Parking • Two Vendor Rooms!

For more information
dollclubedmonton@gmail.com

Free Parking • Two Vendor Rooms!

www.dollclubofedmonton.com

**A Collector's Paradise...
with Finds You Will Love!**
(and Yes...Great Deals Too)

Antiques • Thrift
Consignment • Treasures
Come for a Look!

Revue's in Trochu

219 Main Street, **Trochu**
(403) 463-8842 • revuesintrochu@outlook.com
Open: Tuesday to Saturday • 10 am to 2-ish pm

Revues in Trochu

Celebrating Nine Years!

**A Special
Thank You
to Our Customers!**

Drop By **June 1st to 9th**
to Celebrate & Shop!

**In-Store
SPECIALS!**

Visit our Booth at Central Alberta Quilters' Guild **Quilt Show** • Red Deer • May 8 & 9

"Make dreams come together, one block at a time"

NEVER DONE
QUILTING

207 - 6th Street, Beiseker • 403-947-2091

OPEN: Monday to Friday 9-5 • Saturday 10-4 • CLOSED: Sundays & Holidays
Shop our store online... Spend over \$250 and get Free Shipping!

www.NeverDoneQuilting.ca

The Stitchery

A MOST UNIQUE AND UNUSUAL LITTLE QUILT SHOP IN THE COUNTRY... FABRIC, NOTIONS, THREAD, & MORE!

With an eclectic mix of fabrics including... Australian Aboriginal Prints... Kaffe Fassett Prints... Marcia Derse... Wovens... Batiks... and More!

Join us in conjunction with the Red Deer Quilt Show 2026 Friday May 8th & Saturday May 9th... "Spring" into specials that won't be beat! Don't forget we are **Celebrating 45 years** of sewing & creativity throughout 2026... enter to win 4.5mts of fabric every month plus 3 Grand Prize Draws for Featherweight Sewing Machines!! Happy Sewing!!

Regular Hours: Wednesday to Saturday 10am - 5pm
WEBSITE: www.thestitchery.net
FIND US 2 MINUTES WEST OF OLDS ON HWY#27 & RANGE ROAD 21 (NORTHSIDE)

A LITTLE HUMOUR, A LOT OF THREAD

by Kim Foster

In the quiet town of Redwater, there is a group of residents who are armed, dangerous and highly coordinated. Their weapons? Sewing machines. Their motive? To keep the community cozy, one stitch at a time.

Celebrating its 20th anniversary this year, the Redwater Quilters Guild isn't your average "sit and sew" circle. These creators know how to let loose. At their annual holiday festivities, things can get surprisingly wild with rounds of "strip poker"—though, in this

version, the only things hitting the table are pre-cut fabric strips for the lucky winner's next project.

Every member has a secret stash of UFOs (UnFinished Objects) hiding in their closets. To combat this "epidemic," the guild holds dedicated sew days where they tackle everything from:

- *The Devil's Claw*: A notoriously tricky block that members are determined to conquer;
- *Spinning Seams*: A technique the group mastered to ensure their quilts lay flatter than a pancake; and
- *Butterscotch Backing*: Because even the thread names, like butterscotch, sound sweet enough to eat!

KLARE'S KORNER QUILTS N MORE

201, 2903 Kingsview Blvd SE
Airdrie, AB T4A 0C4
Phone: 403-980-5771

"Where Creativity and Friendship Meet"

Quilting Cotton - Linen - Canvas - Widebacks
Flannels - Patterns - Bag Supplies - Pre-Cuts
Embroidery and Cross Stitch Supplies

- Open Sew Days Every Other Thursday
- Hand Sew Days 2nd Wednesday of the month
- Clubs, Classes, Retreats and More

<https://klareskornerquiltsnmore.ca>



When they aren't winning fabric at poker or battling stubborn blocks, they are philanthropic powerhouses. They've crafted the stunning *Jessie's House* legacy quilt using Maltese Crosses for protection, donated a dignity quilt to Radway Continuing Care Centre and have even managed to turn "orphan blocks" into beautiful charity quilts.

From children's quilts made with fuzzy chenille techniques to heartwarming donations for victim services and healthcare facilities, they prove that a little bit of humor and a lot of thread can change the world. ❤️

Get Ready for
Summertime Sewing!

Stock up on all your notions,
fabric and supplies for the summer!

Visit the Shop...
and check out the latest
quilt kits for an easy
summer project!



Your Dealer for
BERNINA
made to create

Pinheads Quilting is an
Authorized Bernina Dealer
providing Sales, Service & Demos!



Offering Good, Old-fashioned Customer Service



587-254-1035
6124 Creekside Village
403 MacKenzie Way SW, Airdrie
across from Sobeyes, corner of Railway & MacKenzie

Monday to Friday
9:30 am to 5:30 pm
Saturday
9:30 am to 5:00 pm
Sunday Closed

Visit and like us for news & info!

www.pinheadsquilting.ca



Stitching Corner

by NyGaBe

Complete Needlework Supplies

- Complete line of DMC • Anchor floss
- Numerous Fabrics • Beads • Jewelry findings
- Specialty threads, embellishments • Gift Cards

Special orders welcome at no extra charge!
we ship worldwide (except Africa, S. America & China)

nygabe@telus.net | Ph. 403-932-3390
Box 1065, Bay 2, 185 First Street East, Cochrane, Alberta
Hours: Wednesday to Saturday 10 - 5 • Sunday 12 - 5

www.stitchingcorner.ca

Retreat 2026
June 12-15

Magazines
new &
back issues

New website
coming soon!

THREE CHEESE BROCCOLI SOUP

by Gremlynn, Lynn Burdett, of Prairie Points Quilt Shop

This tasty and filling soup is great on a rainy day when you want something warm and comforting. It is easily made ready to serve in less than an hour. Use either fresh or frozen broccoli, since it will be blended before serving. I prefer using fresh parmesan for this recipe.

Makes a lovely luncheon soup with a sandwich or bread sticks. Leftovers can be reheated on medium low, stirring often.

Yield: four to six generous servings.

First Step. Start with:

- Six-quart soup pot
- 1 litre of chicken stock
- 1 medium onion, diced
- 4 cups of broccoli diced (measure after chopping)

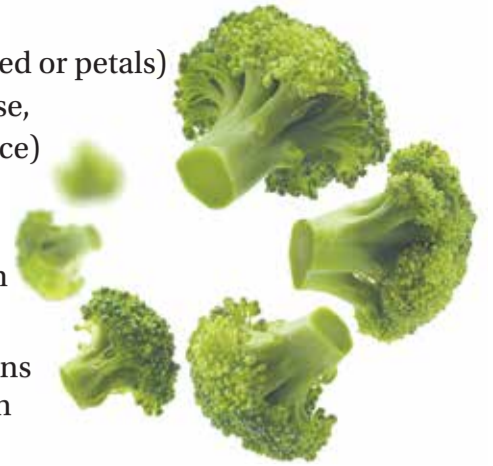
Bring above ingredients to a boil in soup pot, then simmer until broccoli is cooked and soft, about 15 to 20 minutes. Remove from heat and allow to cool before blending (blender, food processor or stick blender) to desired consistency. Return to soup pot, season with salt and pepper to personal taste. Reheat on medium heat until simmering.



Second step. Stir in:

- ½ cup parmesan cheese (grated or petals)
- 1 cup grated mozzarella cheese, cheddar or marble (your choice)
- 1 cup ricotta cheese
- 1 pint cereal cream
- 1 cup of sour cream to thicken

Continue to heat to simmer and serve with toasted croutons or additional grated parmesan (or both). ♥




The Sugar Pine Company

7th Ave & 10th St www.thesugarpine.com
Canmore

10-6 Mon-Sat & 12-6 Sun.
Downtown Canmore
Award-Winning Shop
7,000 Bolts Knitting Yarns

Gorgeous! GLEAM Quilt Kit!



10% Discount* on Cotton Fabrics With this Ad!

*Restrictions apply. Expires Dec 31, 2027

>>

Your **Canadian** Source for



Barn Quilt Painting Supplies

Full Line of Barn Quilt Painting Supplies

From primed wooden quilt squares to a rainbow selection of paint, **Quilters' Palette** has everything you need to make your own painting at home.




Barn Quilt Painting is Closer than You Think!

Quilters' Palette now has **Certified Instructors** located across the province of Alberta! *What does this mean for you?*

- More Classes!
- More Variety!
- More Fun for Everyone!

Call and Book Now!
403-680-8683



Buy our Book and Learn from Home!

How to Paint a Barn Quilt

is a comprehensive guide for those eager to dive into this captivating craft. Authored by Jane Morgan, this book provides step-by-step instructions, tips and detailed photos to help you create your own masterpiece.

Wholesale Orders Welcome!
Contact Jane for Details

Available online at
www.quilterspalette.ca

Exciting News Coming Soon!
Retail distribution locations!

Stay Tuned!

Proud Sponsor!



Jane Morgan
403-680-8683

hello@quilterspalette.ca
Located in Priddis, AB



www.quilterspalette.ca



Call for Quilt Fabric Donations & Volunteer Longarm Quilting

Who: Calgary Branch of Victoria's Quilts Canada

What: 100% cotton fabric and flannel. Longarm quilters who are willing to donate their services

Why: To provide handmade flannel-backed comfort quilts for people living with cancer in the Calgary area.



For Fabric Donations
Contact:
vqcalgary@gmail.com

www.victoriasquiltscanada.com

HOW TO DOCUMENT YOUR QUILT

by Rachel Greco

Every quilt has a story. Some we know and some we don't. You may know all about the quilter who made your quilt, but will those who come after you? One of the most valuable parts of a quilt is a written history of provenance, a written record of ownership of a work of art, used as a guide to authenticity or quality.

If you have inherited a family quilt (or made one yourself), you will want to document it. If you have any old family quilts you are keeping in the closet, it is probably time you took them out and documented what you know about them. There's a lot of information to gather, and it won't get any easier as time passes. Before memories fade and you forget what you know about them, here's what you should record. Write down as much as you know using all of the criteria listed.

If the quilter is still alive, talk with her or him about when and how they made the quilt. If possible, get a picture of them with the quilt and record any memories that you have, for example, did you sleep under it as a child?

If the quilter is no longer living, try to find those who remember them. Make sure you have the full name, where they lived, birth and death

dates (years) and any stories about them that people remember. If there is special information about the quilt, record that as well. Document as much as you possibly can: a picture of the quilter, a copy of an obituary, a picture of the quilt from the past, etc.

Add any history of how you received the quilt. Include names and biographical information of everyone who owned the quilt. Once you have recorded the history, keep a notebook or journal and register it with your local guild or historical society's registry project. Keep the records with the quilt.

The following is a list of the information you will want to record when documenting your quilt.

- 1. Maker's Name.** Write down the maker's name, birth date and death date (if they have passed). Record this person's relation to you if there is one. Using the rule: who, what, when, where, why and how, write down what you know about this person.
- 2. Name of the Pattern.** Write down any names you know for the quilt, including the popular references, and the name the quilt was referred to by your family.
- 3. Condition.** Write down whether the condition of the quilt is excellent, good, fair, poor or deteriorating. Make a note of any stains or holes, what kind they are and where they are located. Write down any repairs that are made with the date made, if known.
- 4. Technique.** Is this quilt pieced by hand or machine, embellished, stuffed, painted or stenciled, signed with ink, embroidered, etc.?
- 5. Construction Style.** Does this quilt have a scalloped edge? Is it square, curved or cut-out at the corners? What are the borders? What type of binding was used?
- 6. Is it a quilt top only?** If finished, did the quilter use hand or machine quilting, ties or tacks? Does it have all three layers? Is it thin or thick? Try to determine what type of batting was used. >>

Loopy D's 403.669.9523
Calgary South
Quilting & Longarm Studio

Professional Longarm Studio

Light Custom Quilting & Computerized Machine Edge-to-Edge Quilting!

- Embroidery Services • Machine Rentals
- Huge 108"-wide backing inventory & batting
- Quilting & Longarm Classes & Much More!

Now Offering
Sewing Machine Maintenance & Repair

www.loopydquilting.com



Quiltworx Stash Buster Projects

These projects are a great introduction to Quiltworx foundation paper piecing!

All great table toppers or small wall hangings
All projects finish out in 30" to 42" size



Pinwheel Patch



Chromatic Charms



Hopscotch



Woven Ribbon Star

Check my webpage for upcoming classes
www.papersandthreadquilting.com

papers & thread
QUILTING

@papersandthread papersandthreadquilting

ORDER NOW!

papers.thread@gmail.com • (403) 660-2191

www.papersandthreadquilting.com

Batting,
it's as easy as ABC...
Skip the math, buy the bolt!

Batting sold by the bolt at the most competitive prices in Canada!

Hobbs Batting

80/20
96" x 27.4m

for only
\$280



Calgary • 403-815-4568
AlbertaBattingCompany.com

Watch for pop-up shop announcements on social media!



7. What types of quilting designs were used? Were they straight lines, outline, stenciled or shapes? What colour thread was used?
8. How is the back put together? Is it one piece of fabric or more? What colours or patterns? Is there a label? Is it signed or is there anything quilted into the quilt?
9. **Types of Fabric.** Is it cotton, silk, wool or of an unknown mixtures? Do your best to determine the fabric type.
10. **Overall Quality.** Professionals and collectors have personal scales for rating a quilt. You might record whether this quilt is your favorite or most prized quilt or any other information that would help you.
11. **Estimate the Date.** Try to be specific. If you know a date, write it down. If you aren't sure, give any dates for when you have owned the quilt and anything anyone said when they gave it to you or you purchased it from someone.
12. Where was the quilt made? How did it come to you?
13. Does the quilt have any special historic or family significance? Was the quilt made for a particular event or person? Were the fabrics or design chosen for a specific reason?
14. Does the quilt have any dates or lettering on it? What does it say?
15. Do you have any documentation about the quilt or quilt maker, such as letters, pictures or diaries? Write down and include as much information as possible about the quilt and quilt maker.
16. **Take Photographs.** Take pictures of the whole front and back. Take several close-ups of the details and workmanship. Use natural light if possible. Take more pictures that you think you'll need; then pick the best ones that showcase your quilt.
17. **Memory Pocket.** You can make a muslin label for your quilt using a pigma pen to write information on a square or rectangle of

continued on page 35 >

Out of Hand

QUILTING & FABRICS

quilting fabric + kits - liberty, kaffe, tilda, tula pink, & more
 garment fabric • wool appliqué - sue spargo
 embroidery • notions • patterns • bear making supplies
 classes • boms & clubs



Come See What's New

12-6449 Crowchild Trail SW • Calgary, AB T3E 5R7 • 403-217-4871
 www.outofhandquilting.com • hello@outofhandquilting.com

Longarm Quilting Services



Lisa Adam
Canada's Quilt Angel™

- Basting services from \$0.015 CDN per square inch
- Computerized longarm services from \$0.02 CDN per square inch
- Custom longarm services from \$0.045 CDN per square inch, and
- So much more quilting expertise found on my website...

Let's connect and work together to finish your wonderful quilt project

www.quiltangel.ca



Enjoy the Journey

Textile Travel Wisdom & Inspiration from Kim
Kim Caskey Quilt & Textile Tours • Host & Educator

LEARNING, EXPLORING & EXPANDING YOUR CREATIVE WORLD

“The more we explore, the more we learn—and the more our creativity grows.”

One of the most exciting parts of being a quilter or maker is realizing that there is always something new to learn. No matter how many quilts we’ve made or techniques we’ve mastered, the world of textiles continues to evolve—offering fresh ideas, new tools and innovative ways to express creativity.

Growing new skills doesn’t always mean starting from scratch. Sometimes it’s as simple as learning a new quilting motif, trying a different piecing method, experimenting with colour placement or finally tackling that technique you have admired. Each new technique becomes part of your personal *skills library*—a collection of tools, ideas and experiences that you can draw upon again and again in future projects. With every small step, you expand that library and personal comfort zone, build confidence and open the door to even more creative possibilities.

One of my favourite places to discover new skills is at international quilt festivals. These remarkable events are creative hubs where artists, teachers and textile enthusiasts gather from around the world. Festivals such as the *Festival of Quilts* in Birmingham, the *European Patch-work Meeting* in France, and *QuiltCon* in the United States offer not only breath-taking quilt exhibits, but also an incredible lineup of classes and lectures designed to help makers grow their skills.

The classroom opportunities alone can be inspiring. You might spend a morning learning a traditional hand-stitching



technique that has been practiced for generations, followed by an afternoon exploring bold modern design principles or innovative surface design methods. Some lectures dive deeply into colour theory, composition or the stories behind award-winning

quilts. Surrounded by passionate teachers and curious learners, the energy in these classrooms is contagious.

Of course, travel isn’t the only way to grow your skills. Many quilt guilds host talented instructors who bring workshops directly to our communities. These in-person classes provide the wonderful opportunity to ask questions, practice techniques and learn alongside fellow makers. There’s something special about gathering around tables covered in fabric, sharing ideas, laughter and encouragement.

In recent years, online learning has opened doors for quilters everywhere. Virtual workshops, video tutorials and digital lectures allow us to learn from world-renowned teachers without leaving our sewing rooms. Whether you’re exploring a new quilting technique, refining your machine quilting or diving into textile art, online classes offer flexibility and access to an incredible range of expertise.



Block of the Month:
June & September start dates

Longarming Services
Call or stop by the Studio to join the Queue!

Check out our wide back selection.
Over 300 to choose from!

Visit our website or call the studio to register

New Spring Fabric Arriving Weekly!!

We're Hiring!

We are looking to hire a Full-time Associate.

- Must have sewing/ quilting experience. Long arming experience is a bonus!
- Basic Computer knowledge and comfortable with POS Systems
- Ability to work independently and as part of a team
- Reliable, punctual, and organized

Please send resumes via email or drop them off at the studio!

Debra@thethreadedneedle.ca

April & October Retreats

- 4 Day Retreat (option for 3 days)
- Meals included
- Bring your own project!

(More information on our website)

www.thethreadedneedle.ca
@thethreaded.needle
1 403-485-3009
315 1 Ave N Vulcan, AB T0L 2B0

More Than a Quilt Shop-It's a Creative Gathering Place

Find inspiration, connection and everything you need to bring your next project to life with our fantastic selection of...

Fabric • Batting • Backing • Precuts • Kits
Books • Notions • Patterns & Gifts

FOREVER FRIENDS QUILTING

Strathmore Centre
320 Second Street,
Strathmore (Inside the Mall)
403-322-FFQI (3374)
admin@foreverfriendsquilting.ca

Tuesday to Friday 10am to 5pm
Saturday 10am to 4pm
Sunday/Monday Closed

www.foreverfriendsquilting.ca

Free Shipping on Canadian Orders over \$200

Visit Our Booth! May 8-9 at the Red Deer Quilt Show!

• embroidery • wool appliqué • thread
• notions • punch needle embroidery • gifts & more!

Simply Stitches & Curiosities

2015 20 Ave (northbound hwy) • Nanton
Wednesday to Saturday 10-4
Youtube: simplystitches-curiosities
Facebook: Simply Stitches & Curiosities
Instagram: simplystitches_curiosities

www.simplystitches.ca

What matters most is keeping that spirit of curiosity alive. Growing new skills isn't about perfection; it's about exploration. It's about giving yourself permission to try something unfamiliar, to experiment and occasionally even to make mistakes along the way. Those moments of discovery are often where the most meaningful learning happens.

Every new skill we gain adds another thread to our creative tapestry. Over time, those threads weave together into a richer understanding of our craft and a deeper confidence in our own artistic voice.

So whether you're attending a lecture at a quilt festival, signing up for a workshop with your local guild, joining an online class or simply experimenting with a new technique at home, remember that every stitch holds the potential to teach us something new. Each skill you add becomes part of your creative toolkit, ready to inspire future projects. Because the more we learn, the more confident we become—and the more exciting our creative journey becomes.

After all, creativity grows best when we keep learning. ♥

For more information about Kim Caskey Tours, visit: www.kimcaskey.ca.



Southern Alberta's Quilt Shop
Fabric, Notions, Art & Craft Supplies

Imagination Un-Limited

257 Main Street,
Cardston, Alberta
403-653-2633
Fax 403-653-2644
imagultd@outlook.com

Dragons Heart Quilt Shop
Fun, Fabric & Friendship

From First Stitch to Heirloom Quilts...
Lynn, and her welcoming team, are here to help you learn, create and feel right at home!

Shop in person or online
656 Main Street • Pincher Creek • 403.904.4040
www.dragonsheartquiltshop.com

Dreaming of your own APQS longarm?
We can make that Dream Come True!

Starting as low as **\$12,000**CDN

Finely Quilted
For Details, Call
Jenny & Thornton Root
Fort MacLeod
403-557-0333
info@finelyquilted.ca
www.finelyquilted.ca

Take Your Passion to the NEXT LEVEL!

Our team of APQS Reps across Alberta is ready to help you with all your Longarm Needs

Happy Hippie Quilting
KACEY BRASNETT | HIGH RIVER
LONGARM QUILTER & APQS TECHNICIAN
www.happyhippiequilting.com
403-601-4158

Dragons Heart Quilt Shop
Fun, Fabric & Friendship

Offering computerized longarm quilting services & longarm rentals

Looking for a new longarm machine?
Check out our APQS machines... you won't be disappointed!

656 Main Street, Pincher Creek, AB
403.904.4040
www.dragonsheartquiltshop.com

Jenny & Thornton Root
Finely Quilted • APQS Alberta
Fort MacLeod
403-557-0333

Lynn Brasnett
Dragons Heart Quilt Shop
Pincher Creek
403-904-4040

Marcie Pellerin
Dropsy Daisy Quilting
Debolt
780-933-6558

Kacey Brasnett
Happy Hippie Quilting
High River
403-601-4158

Judith Riggan
JAC's Custom Quilting
Stony Plain
780-717-2558

Joanne Flamand
SPOOLS: The Workshop
Leduc
780-913-3982

JAC's Custom Quilting
APQS Sales Rep
Longarm Quilting
Kid's Sewing Classes

Judith Riggan • Stony Plain
jacs.quilts@gmail.com
780-717-2558
<https://jacs-quilts.square.site>

jacs.quilts JAC's Custom Quilts

Longarm Quilting Services
Longarm Rentals
APQS Sales and Services

Dropsy Daisy Quilting 780.933.6558

For more information, contact Marcie Pellerin
 @dropsydaisyquilting
or call or text **780.933.6558**

Book a Test Drive with a Rep near You!

For More Information about APQS Alberta, Please contact Jenny or Thornton Root at info@finelyquilted.ca

Finely Quilted **APQS**

Longarm Quilting
APQS Sales & Education
Joanne Flamand
SPOOLS The Workshop
joannestudioz@gmail.com
164 Aston Bend, LEDUC
780.913.3982

longarmjo Spools The Workshop
www.spoolstheworkshop.com

A MOTHER'S DAY GIFT FOR ANYONE!

We all have those wonderful women in our lives we want to recognize on Mother's Day. They may not be related, but they are worthy of appreciation. This practical bag will be just the right gift.

Perfect Bag

Designed by
Ariga Wilson for RK
robertkaufman.com



Finished Size:
Approximately
17" x 20½" x 5"



Notes Before You Begin

- Read through *all of the instructions* before beginning.
- All seam allowances are ¼" unless otherwise noted.
- Press seam allowances open unless otherwise noted.
- Width of fabric (WOF) is equal to at least 42" wide.
- Right sides together has been abbreviated to RST.
- **Remember to measure twice and cut once!**

Rated by RK as Beginner


Grocery Bag is published with permission from RK.

FABRIC AND SUPPLIES NEEDED

Fabric A	½ yard or 0.46 metres	(main exterior)
Fabric B	⅝ yard or 0.6 metres	(exterior accent)
Fabric C	⅔ yard or 0.65 metres	(lining)

You will also need

¾ yards or 0.7 metres	Pellon® Fusible Fleece
½ yards or 0.46 metres	Pellon Shape-Flex



CUTTING INSTRUCTIONS

From **Fabric A**, cut:

- two 13" x 21" rectangles for the main exterior

From **Fabric B**, cut:

- two 4" x WOF strips for the straps
- two 10" x 21" rectangles for the bag accent

From **Fabric C**, cut:

- two 21" x 22" rectangles for the lining

From the **Fusible Fleece**, cut:

- one 22" x WOF strip. Subcut:
- two 21" x 22" rectangles for the lining

From **Shape-Flex**, cut:

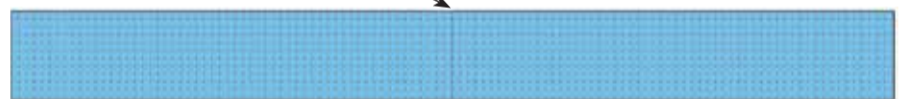
- four 4" x 20" strips for the straps

ASSEMBLE THE BAG

Step 1

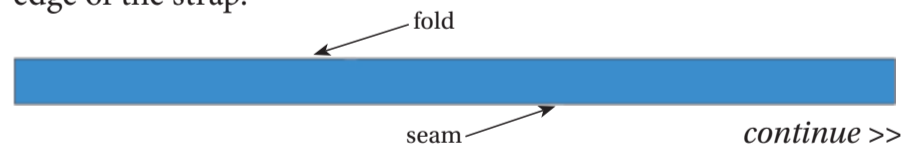
Prepare the straps by fusing two strips of Shape-Flex end-to-end along one **Fabric B** strap. Trim each strap to 40" long.

Two strips of Shape-Flex
meet in the middle



Step 2

Fold the straps in half along the length, RST, and sew along the long raw edge to create a tube. Turn right side out and press, pressing so that the seam ends up along one long edge of the strap.



Stitch Your Very Best with Top Sewing Machines

—Plus Free Lessons!

- Sewing Machines, Sergers, Embroidery Machines by Baby Lock, Janome and Elna
- Free tutorial with machine purchase
- Service for most makes and models

Sew Much More than Machines!

- Extensive selection of quality quilting fabrics
- Quilting & sewing accessories & thread

*Nobody Knows
Sewing Better!*

**Lethbridge
Sewing Centre**

1256 3 Ave. S., Lethbridge
403-327-2243

Check out our NEW website!
www.LethbridgeSewing.ca

Swing into Spring

with a Fresh Collection of Fabrics and
New Projects from Village Quilts!

- Quilting supplies • Notions • Thread
- Long Arm Services • Top Grade Quilting Cottons
- 6000+ Bolts of Fabric

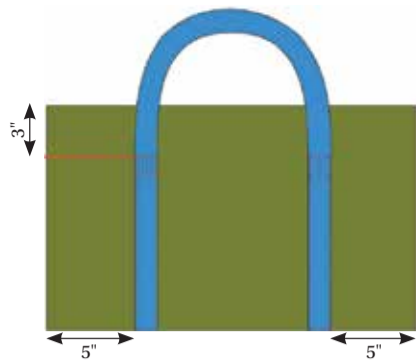
VILLAGE QUILTS

Southern Alberta's largest supplier of Moda fabric & Pre-cuts

1419-3 Ave S, Lethbridge, AB
403-320-1817 • village-quilts@hotmail.com
Monday to Saturday 10 - 5 • Closed Sundays & Holidays

Step 3

Make a mark on the bottom edge of the **Fabric A** exterior piece, 5" from the lower left and right corners. Place a strap on top of the main fabric, pinning in place, and stitch it down as shown, ending the stitching 3" from the top edge of the **Fabric A** piece.



Reinforce the stitches by sewing a square with an "X" as shown. Ensure that the strap is not twisted. Repeat for remaining end of the strap.

Step 4

Repeat **Step 3** for the remaining **Fabric A** piece and **Fabric B** strap.



Step 5

Place a **Fabric B** rectangle RST with a completed **Step 3** main panel unit. Pin along the bottom edge. Sew the accent piece to the main panel. Press the seam toward the accent fabric and topstitch along the seam on the accent fabric.

Step 6

Repeat **Step 5** for the second set of bag pieces.

Step 7

Fuse the fleece on the wrong side of the exterior panel units.


Step 8

Sew the two exterior panel units together, RST, sewing along both sides and the bottom edge.



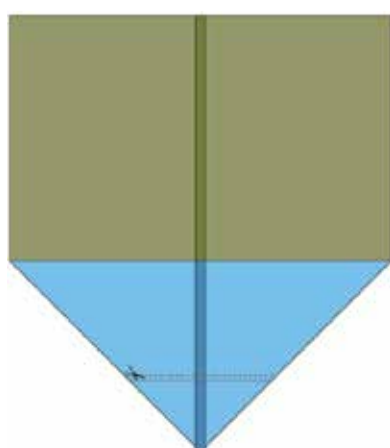
Step 9

Sew the two lining panel units together, RST, sewing along both sides and the bottom edge, leaving a 5" opening in the bottom centre seam.



Step 10

Leaving the bag exterior wrong side out, box the bottom corners of the bag by flattening the corners, bringing one bottom and one side seam together. Measure 4" in from the corner and make a mark perpendicular to the seam. Sew along the marked line, then trim the excess corner fabric, leaving a 1/4" seam.



Step 11

Repeat **Step 10** for the remaining exterior corner and both corners of the lining unit.

Step 12

With the bag exterior wrong side out and the lining right side out, place the lining inside the bag exterior so that the right sides of the fabrics are facing. Make sure that the straps are tucked inside the bag, between the lining and the exterior fabrics. Sew around the top edge of the bag.

Step 13

Turn the bag right side out, using the opening in the lining. Tuck in the raw edges of the opening and stitch the opening closed.

Step 14

Press the top edge of the bag and top stitch around the top edge.

Your bag is complete! Fill with groceries, fabric, chocolate, etc. and gift away or simply enjoy it for yourself. ♥

Longarm Quilting Services
Meticulously Stitched with Attention to Detail

- Custom quilting designs
- Digital edge-to-edge designs
- Offering a variety of services from building a quilt top to quilting and binding for a beautiful finish

Quick Turn-around Time!

May SPECIAL
SAVE 10%
 on quilted tops over \$125
Expires May 31, 2026

The Quilted Calico
 by Colleen

Call/Text: 587-340-9728 • Medicine Hat
 or Email: thequiltedcalico@gmail.com

Two Shops ★ One Stop
 in Medicine Hat

QUILTING CREATIONS & FABRIC & **THE MASON JAR**
 Quilting & Machine Embroidery

BERNINA made to create

brother at your side

Fabric, Fabric EVERYWHERE!

Large selection of Patterns, Colours & Prints

Now Carrying Vinyl & Bag Hardware!

- ★ Quality fabrics & pre-cuts
- ★ Great selection of Cuddle & Fireside
- ★ Embroidery CDs & USBs
- ★ Aurifil Thread
- ★ Wide-width backing
- ★ A wide variety of kits
- ★ Notions & more!

ASK ABOUT OUR **REWARDS PROGRAM**
 SPEND \$500 & RECEIVE A \$50 GIFT CERTIFICATE

@quiltingcreationsandfabric

Quilting Creations & Fabric ★ The Mason Jar
 Monday to Friday 10-5 • Saturday 11-4
 406-4979 Southlands Dr SE, Medicine Hat
 403-487-5114 • quiltingfabric@telus.net
www.quiltingcreationsandfabric.com ★ www.masonjarsewcial.ca

Put a Spring into your Stitch!



Spring into your projects, so you can enjoy your makes for the summer weather! Be it classes, notions, or fabrics we're here, rain or shine!

2950 #400 Douglas St. Victoria, BC
(778) 433-6253 • thegreenthimble.ca




*I don't chase perfection...
I chase the joy of making*



CHITTER CHATTER FABRICS

Quality Quilting Fabrics & Notions
Online and in-store shopping
Quick order fulfillment



6070 Beatty Rd, Abbotsford
604-856-0420
Tuesday to Saturday 9-5

[chitterchatterfabrics.com](https://www.chitterchatterfabrics.com)



Plan. Learn. Create. All in One Place!

From your phone, tablet or computer,
Learn, Design & Create with Ease

creativate™
Want to learn more?
Scan and become a member today!




SAVE 25% on your first 3* months!

Scan the code & use **FLOWERS** at checkout!
*New memberships - Offer ends May 31



JANOME baby lock PFAFF
elna SINGER Husqvarna VIKING

Sign up for our **Rewards Program** and **Newsletter!** Earn points and receive the latest news on Great Deals and New Classes!

Tom's Sewing  

Tom's Sewing Centre Ltd
9368 - 120th St, **Surrey** • 604-507-2841
Open Mon-Fri 9:30am - 5:30pm & Sat 9:30am - 5:00pm

Mason Sewing Machine Burnaby Sewing Centre
6190 Kingsway Ave, **Burnaby** • 604-437-1633
Open Tues - Sat 10:00am - 5:00pm

Countryfolk Fabric
#5 - 45802 Luckakuck Way, **Chilliwack**
604-824-5643
Open Mon-Sat 9:30am - 5:00pm

Mason Industrial Division
9368 - 120th St, **Surrey** • 604-327-3800
Open Mon-Fri 9:30am - 5:30pm & Sat 9:30am - 5:00pm

www.TomsSewing.com



Castle's 
CASTLE SEWING CENTRE
- SINCE 1942 -

Come visit our new location with a
Larger Selection of Fabrics, Thread, Machines & More!
Notions • Accessories • Quilting Supplies • Classes



Scan to Visit Our **Online Store!**




FREE SHIPPING ON ORDERS OVER \$100



brother at your side
JANOME
BERNINA made to create
PFAFF
Handi Quilter

Unit A125, 19748 86 Ave, **LANGLEY**
604-574-5333 • Toll Free 1-800-284-6680

www.castlesewing.com



> continued from page 29
 muslin. Stitch this carefully to the back of the quilt, sewing only through the backing, not the face of the quilt. You can also make a memory pocket with a front, back and flap to use for storing your documentation papers. Sew to the back of the quilt as you would a label. Record basic information on the pocket itself, including, "Remove Before Cleaning."

And finally, if you believe that this quilt has special

significance to you, you might want to find a certified quilt historian nearby who can help by appraising the quilt. Most charge a fee; however, the information they give you could prove invaluable. Remember, you may think your own quilt is significant only for you; however, generations to come may value your thoughts and documentation more than you will ever know. ♥

Rachel Greco owns *Grandma's Attic*, a traditional quilt shop and a large online store in Dallas, Oregon. She has written several books and patterns and runs *Grandma's Quilt Club*, a monthly quilt class where participants collect quilt blocks, learn about quilt history, and make new friends.



Rachel pictured here with a vintage Crazy Quilt

TOURS

SASKATCHEWAN

Worldwide Quilt & Textile Tours

Something for EVERYONE!
 Quilters, Stitches, Family & Friends

Travel the world to visit quilt and textile interests, plus historical sites, ancient ruins, modern marvels and experience the very best each country has to offer...

...plus, So Much More!

★★★★ Four Star Hotels ★★★★★
 Breakfast Daily
 Some Group Meals
 Professional Drivers & Guide
 Air-conditioned Luxury Motorcoach

AUSTRALIA • IRELAND • SCOTLAND • WALES • ENGLAND • FRANCE • ITALY • JAPAN • CANADA

For more information, contact kim@kimcaskey.ca
 call/text 780-288-9008, or visit

www.kimcaskey.ca/tours

Quilting supplies at your fingertips

➤➤➤➤➤ Online or in-store ➤➤➤➤➤

Fun, friendly, helpful service
 Regular online updates of new fabric, books, patterns and notions
Phone service, mailout and curbside pickup offered!

Periwinkle
 Quilting & Beyond
 A Happy Place to Make and Learn

270 - 2600 Eighth St. E., Saskatoon, SK • 306-933-3072
 Mon to Sat 9:30 - 5:30 • Thurs. nights 'til 8:00
www.periwinkle.biz/shop

Time for a New Machine?

Proud to Carry

- Bernina Sewing Machines
- Bernina Q16, Q20 & Q24 Longarm Machines
- Juki TL18QVP Haruka Sewing Machines

Authorized dealer

BERNINA
made to create
JUKI

We service and repair all makes and models of sewing and longarm machines!

Follow Us!

NORTHWEST TERRITORIES

All the Supplies any Quilter Needs!

Fabric • Kits • Notions
 Patterns • Books
 Classes for all levels

Over 2000 bolts of fabrics
 in Batiks, Cottons and Flannels... and the **Largest Selection of Northern Lights Prints** in Northwestern Canada!

The Quilted Raven
 867-920-0303
 Downtown Yellowknife
 Right behind Adam Dental Clinic
 Open Tues. to Sat.
 11:00 am to 5:00 pm
 Closed Sunday, Monday and Statutory Weekends

www.thequiltedraven.com

MAKE YOUR CHEF A GIFT!

Whether your favourite meals are made by Mom, Dad, husband or wife, whip up this apron that says, "Thank you, for all that you do!" A great project to sew with kids for Mother's Day or Father's Day!

Lined Apron

Designed by
Ariga Wilson for RK
www.robertkaufman.com



Finished Size:
Approximately
27" x 27"



Notes Before You Begin

- Read through *all of the instructions* before beginning.
- All seam allowances are 1/4" unless otherwise noted.
- Press seam allowances open unless otherwise noted.
- Width of fabric (WOF) is equal to at least 42" wide.
- Right sides together has been abbreviated to RST.
- *Remember to measure twice and cut once!*

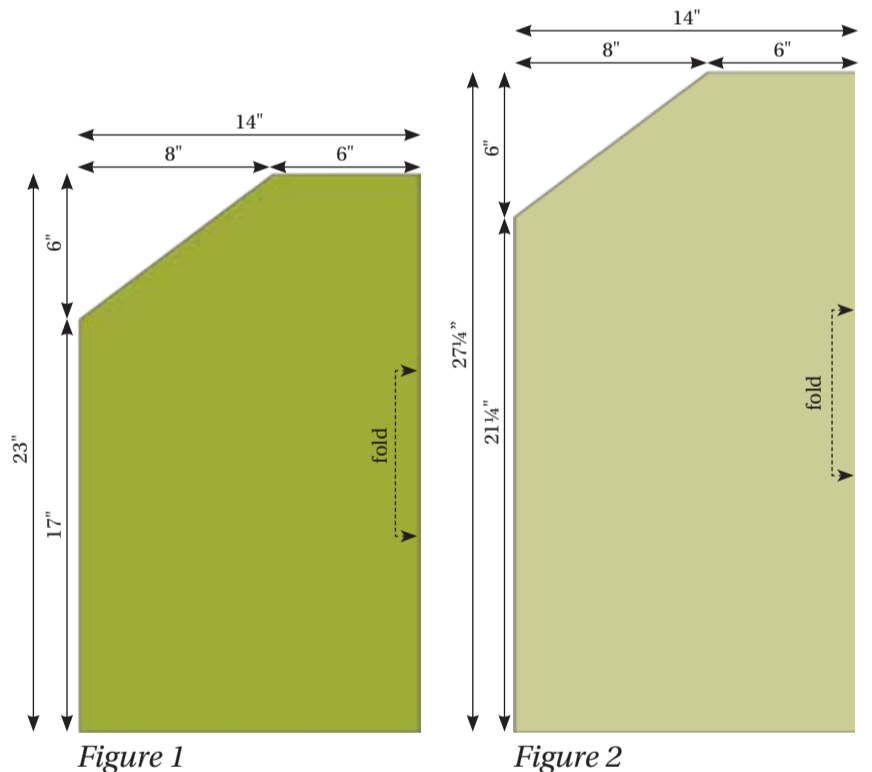
Rated by RK as Beginner

Lined Apron is published with permission from RK.

FABRIC NEEDED

Choose three fabrics in any colour combination. Fabrics can be complementary, bold, themed to your chef's interests or simply your favourite fabrics. If you're on a budget, put together a combination from your stash!

- Fabric A 0.75 yards or 0.7 metres (main exterior)
- Fabric B 0.75 yards or 0.7 metres (pocket/straps/Accent)
- Fabric C 0.875 yards or 0.8 metres (lining)



ASSEMBLE THE APRON FRONT

Step 1

Place the 5" x 28" **Fabric B** trim right sides together and the bottom edge of the **Fabric A** main apron. Sew, then press toward the **Fabric B** rectangle. Top stitch along the seam, on **Fabric B**.



CUTTING INSTRUCTIONS

From **Fabric A**, cut, following the diagram (*figure 1*).

From **Fabric B**, cut:

- one 5" x WOF strip.
 - Subcut: one 5" x 28" strip for the bottom trim
- three 3 1/2" x WOF strips.
 - Subcut: one 3 1/2" x 26" strip for the neck strap
- Subcut: two 3 1/2" x 32" strips for the side ties
- one 7 1/2" x 12" rectangle for the pocket

From **Fabric C**, cut, following the diagram (*figure 2*).

continued >>

Step 2

Fold the top edge of the **Fabric B** pocket ¼" to the wrong side and press. Fold another ¼" and press, then edge stitch along the top to secure the fold. Fold the remaining two side edges and the bottom edge ¼" to the wrong side and press.




Step 3

Measure up 11" from the bottom edge of the apron front and place the pocket in the center.


Tip: Fold and finger press the pocket and align this crease with the crease left in the center of the apron panel to help center the pocket.

Edge stitch the side edges and the bottom of the pocket, reinforcing the top corners with extra stitching. Stitch a line in the center of the pocket to create two pockets.



Step 7

Place the **Fabric C** lining panel on top of the assembled front panel, right sides together. Ensure that the ties and strap are all tucked in between the main panels. Sew around the entire project, leaving a 6" opening along the bottom edge for turning. Turn right side out, then fold and press the raw edges of the opening to align with the rest of the apron's bottom edge. Press around the edges of the entire apron, then edge stitch around the apron, securing the opening.



Your apron is complete! Enjoy! ♥

Patterns published in the 2026 May/June issue of Alberta Country Register may be used for personal purposes only and may not be reproduced in any form without the express permission from Robert Kaufman Fabrics. This pattern is not for resale. All patterns, unless otherwise attributed, are © Robert Kaufman Co., Inc. 2005-2026. All rights reserved.

ASSEMBLE THE TIES

Step 4

Fold the 3½" × 26" **Fabric B** neck strap strip in half along the longest edges, right sides together. Stitch along the long edge, then turn right side out. Press and set aside.



Step 5

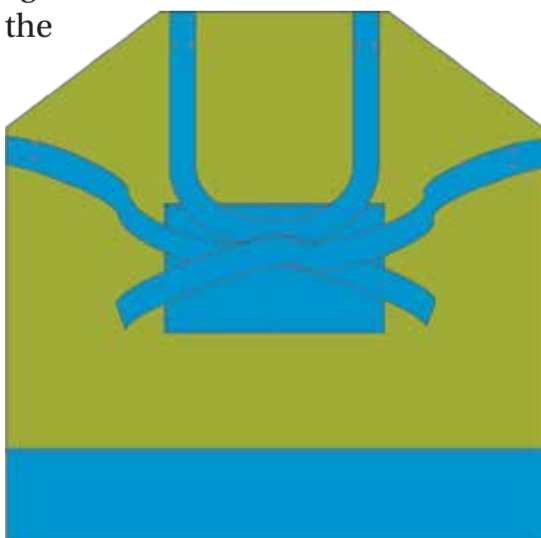
Fold the 3½" × 32" **Fabric B** side tie strips in half along the longest edges, right sides together. Stitch along the long edge and one short edge, then turn right side out. Press and set aside.



ASSEMBLE THE APRON

Step 6

On a flat work surface, place the main apron panel right side up. Place the neck strap at the top edge of the apron, with raw edges aligned and the ends of the strap ½" in from the corners. Pin in place, taking care to not twist the strap. Optional: baste in place. Place the side ties at the side edges of the apron, with raw edges aligned and the ends of the ties ½" below from the side corners. Pin in place. Optional: baste in place.



Friendship Bouquets

Visiting a friend and want to take something special? Pick a flower or two from your garden and simply make a mini-arrangement in a coffee mug or teacup from your kitchen. Your thoughtfulness will be treasured!



If you have a craft-based or creative-based, non-profit group in Alberta people could get involved with, please send contact information. We would be happy to add it to our directory. Email: countryregab@yahoo.com.

YOUR GROUP LISTED HERE FOR FREE!

Airdrie & District Quilt Guild meets the second Tues. of each month at 7:00 pm (Sept-June) at Woodside Seniors Centre, 411 Woodside Dr SW, Airdrie. For info: www.airdriequilts.com/ADQG or email guild@airdriequilts.com.

Alberta Quilt Study Society is open to anyone interested in Alberta's quilts and their makers. For more info: abquiltstudy@gmail.com or website: abqs.com.

Athabasca Quilt Guild meets 9:00 am to 4:00 pm first Sat. of each month, (Sept-May) at the Train Station in Athabasca. Bring own sewing machine and projects for day of quilting and socializing. After lunch there is a short business meeting. New Members always welcome! Questions, please contact Kelly Black at 780-689-1421.

Barrhead Country Quilters host a sew day once a month, Sept. to May, for individual and group projects. Call Shirley at 780-674-2418 for information on dates, times and location of sew days (that include the monthly meeting). Follow us on Facebook. New members always welcome.

Barrhead Stitchers & Rippers are a non-profit group of sewists, who volunteer sewing for different local organizations, for example: Healthy Families, Hillcrest Lodge, Christmas Shoe Boxes, Valour House, Homes for Heroes. We meet the second and fourth Wednesday, every month. New sewists always welcome. For more information, or to make a donation, please contact Nancy at 780-674-5903 or nzylynski@xplornet.com.

Battle River Quilter's Guild meets on third Wed. of every month, 6:30 pm, Bethel Lutheran Church (back door), 4102-73 St, Camrose, AB. New members always welcome. Contact Faith Gabert at 780-226-9345.

Beiseker Quilters Guild meets the second Wednesday of the month, 9:30 am to 3:00 pm. For more info call Tish at 403-947-4840 or tish2384@gmail.com.

Black Gold Quilt Patch Guild meets the first Tuesday of each month, 7 pm. Location is Telford House, 4907 46 St., Leduc. Lots of free parking, easy access and a lovely meeting venue. For more information, contact president@bgqpg.com. Follow us on FB and IG @blackgoldquiltpatchguild.

Bow River Quilters Guild meets in Calgary at the Al-Azhar Centre, or via Zoom, the first Friday of each month (Sept. to June). Sew days, workshops, quilting for local charities and classes for members and guests are offered. New members of all skill levels and interests welcome. For membership, contact: brq.membership@gmail.com.

Boyle Gathering Stitches Quilt Group sews every Tues. starting at 10 am in the Boyle Community Centre basement. All stitchers welcome. For more info contact Shirley 780-519-7061 or Bernadine 780-213-1374.

Cactus Rose Quilters Guild, Medicine Hat, meets the second and fourth Wed. each month, except July and August, and only the second Wed. in Dec. and June. Meetings held at the Kinplex Social Room, 7:00 pm. FB: Cactus Rose Quilters' Guild (in Medicine Hat). Search FB: Cactus Rose Quilters' Guild #2.

Calgary Guild of Needle & Fibre Art meets second Wed. of each month (Sept-June), 7:00 pm at the Scandinavian Centre, 739 - 20 Ave NW, Calgary. For more info: www.cgnfa.com or website: cgnfa@gmail.com.

Calgary Modern Quilt Guild meets on the third Thursday of each month at 7:00 pm at the Wildwood Community Assoc., 4411 Spruce Dr SW, Calgary. New members welcome. Contact: CalgaryMQG.com or CalgaryMQG@gmail.com. FB: [CalgaryModernQuiltGuild](https://www.facebook.com/CalgaryModernQuiltGuild) IG: @CalgaryMQG.

Central Alberta Quilters' Guild meets the first Wed. of each month at Red Deer Elks Hall, 6315 Horn Street, Red Deer. Website: centralalbertaquilters.org, click on contract us for more information. New members always welcome.

Chestermere Lakeside Quilters Guild meets twice a month at the Chestermere Recreation Center, meeting room #1. Meetings and sew days are held every second Sat. 9:00 am to 5:00 pm. Quilting experience is not necessary, new members are welcome. For more information contact Teena at 403-285-8309.

Chinook Country Quilters, Okotoks meet every Mon. (Sept-June) at St. Peter's Anglican Church, Okotoks. New members welcome! Info: call Leanne 780-713-8213 or Pegi 403-933-7960.

Chinook Guild of Fibre Arts meets Mon. (Sept-June) from 9:00 am to 2:00 pm, Wed. 9:00 am to 2:00 pm (throughout the year), and the second and fourth Thurs. from 6:30 pm to 9:00 pm (throughout the year) for ALL fibre enthusiasts (rug hooking, needle working, quilting, crocheting, embroidery, etc.). All meetings at River Park Church, 3818 14A St SW, Calgary, AB. For more info contact: cga@ymail.com.

Claresholm Log Cabin Quilters is a fun group who get together every Wed. from 1:00 to 4:00 pm at Claresholm Seniors' Drop-In Centre, 5009 - 2nd St E. Create and donate quilts to patients in hospitals and care centres, learn new patterns and techniques, etc. Come and join us, beginners always welcome! For more info: Norma Waddell at 403-625-3440, email: normaw625@gmail.com, or Bev Ramm at 403-625-3539, email: bev1909@gmail.com.

Cochrane Big Hill Needlearts Guild meets the first Wed. of every month, 7:00 pm at the Stitching Corner, #2 185 - 1 St E, Cochrane, AB. Website: www.cbhng.ca. Email: cbhng.ca@gmail.com. New members welcome.

Cochrane Big Hill Quilters (separate from above) meet the second Monday of the month at Cochrane Alliance Church, 902 Glenbow Drive, Cochrane, at 7:00 pm. The group also meets a few times a month for sew days. For more information contact Marian Smiley at Marian.smiley@icloud.com.

Country Lane Quilters Guild meets the first Saturday of the month (Sept-June) from 9:30 am to 3:00 pm at Christ Church, Hwy 549, Millarville, AB. The business meeting is in the morning and then project work after coffee break. We are a fun group working on our own quilts and make some for the local charities in the Foothills Division. New and experienced quilters welcome. Contact clqmillarville@gmail.com or stop by to say hi.

County Quilters Guild, Stony Plain, AB. Meet fourth Tues. of the month (Sept-May) at 7:00 pm, Stony Plain Royal Canadian Legion. Contact us at www.CountyQuiltersGuild.ca or CountyQuiltersGuild@gmail.com.

Czar Quilt Guild meets at the Czar Cultural & Rec Centre (Czar Hall) the second and fourth Wed. of each month (Sept-June). Call Carol Penman at 780-857-2152 for info.

Dalemead Quilters' Guild meets second Thur. (7:00 pm, Sept-May) Indus Arena, Indus, AB (4.8 km east of Calgary on Hwy 22X, north on Hwy 791 for 100 metres). Info: Carol McNab 403-936-5857 or mcnabca@efirehose.net.

Daysland Crocus Quilters meet weekly on Tues. and Weds. in the basement of Providence Place, 6120-51 Ave, Daysland, AB. Contact: Marg 780-374-2167, Dorothy 780-608-4206 or Maureen 780-781-9494.

Diamond Valley Quilters meet in Turner Valley (Diamond Valley) at the Sheep Creek Arts from 10:00 am to 3:00 pm every Wed. (Sept-June). We do group projects and charity quilts. All quilters are welcome, young and old. Our annual quilt show is on the first Saturday in June. Info Sheila, 403-931-3989 or sheepcreekarts@live.ca.

Doll Club of Edmonton - dollclubedmonton@gmail.com. www.dollclubofedmonton.com. FB: @groups/dollclub.

Edmonton & District Quilters Guild For more info see website: www.edqg.ca.

Edmonton Modern Quilt Guild meets the first Tuesday by zoom and in-person. Doors open at 6:30 pm, meeting at 7:00 pm, at the Focus on Fibre Art Association studio, 10554-110 St NW, Edmonton. Contact yeg.emqg@gmail.com, www.emqg.ca. FB: Edmonton MQG, IG: EdmontonMQG.

Edmonton Needlecraft Guild meet at 7:30 pm on the second Tues. of the month (Sept-June) at the Spirit of Hope United on Whyte Church, 7909-82 Ave, Edmonton. Additional events on Facebook page. We welcome beginner to advanced embroiderers and everyone with an interest in fibre arts.

Focus on Fibre Art Association (FFAA) is a not-for-profit association that provides opportunities to members and member organizations for engagement with the larger fibre art community. We offer workshops and events that promote skill development and host competitions and exhibitions that showcase the creativity of artists. Visit our website at www.focusonfibreart.org to see what's happening month-to-month in the FFAA Studio/Gallery in Edmonton. Annual membership fee is from January 1 to December 31. FB: [focusonfibreart](https://www.facebook.com/focusonfibreart) IG: [focusonfibreartassociation](https://www.instagram.com/focusonfibreartassociation)

Fort Saskatchewan Quilting Guild meets the third Mon. of every month at 7:00 pm at the First United Church, 10409 - 100 Ave, Ft. Saskatchewan, AB. Everyone welcome. Email: fortsaskquiltguild@hotmail.com for more info.

GANG (Grandmothers of Alberta for a New Generation) Phyllis: 780-469-6327 or Judy: 780-434-0036. www.edmgrandmothers.org.

Gone to Pieces Quilting Group, Rocky Mountain House, AB. A group of women who meet at the Lutheran Church from 9:00 am to 4:00 pm, second Sat. of each month (year round) to quilt and chat. All ages, beginner quilters welcome. For more info, contact Monica at 403-322-1559.

Goodridge Creative Quilters meet every Tues. (Sept-April), Goodridge Jubilee Hall from 9:00 am to 4:00 pm. Join a great bunch of gals, work on your own projects, the annual Quilt til You Wilt, bi-annual quilt show... also create quilts for those in need. For more info, contact Marnie Pratch: 780-635-2257, Debbie Vezeau: 780-726-3651 or Patti Janz: 780-635-2600.

Griffiths Quilting and Crafts Group meets at Griffith Centre in Black Diamond (Diamond Valley) every Monday from 11:30 am to 4:00 pm and one Saturday most months. Their quilt show is held on the third Saturday in September. For information: Beth at 403-803-1554 or bethstade@stade.com.

Hearts & Hands Quilter's Guild, Drayton Valley, fosters the art of quilting to all who show interest, while creating an atmosphere for learning and friendship. New members welcome! Meet the third Thurs. of each month at 7:00 pm and each Wed. from 9:30 am to 4:00 pm, 5056-50th Ave, Drayton Valley. For more info, please contact Christine Willoughby at 780-542-5725.

Hearts Sew Giving, Rocky Mountain House, AB. This non-profit society sews quilts and gives them to the residents of Rocky Mountain House and Clearwater County who are battling cancer or a life changing illness. The group meets every second Tuesday of the month (Sept-June) 9:30 am to 3:00 pm at the Pioneer Centre, Rocky Mountain House. For more information contact Jane Hamilton 403-845-2574.

Heritage Park Quilt Guild meets the first and third Wed. of each month (Sept. to June) at Heritage Park, Lower Level, Gasoline Alley, 7:00 p.m. We have an educational based program for 20 meetings per year, with an additional four, day-long, workshops per year. All quilters and guests welcome! For more information, contact heritageparkquiltguild@gmail.com.

Heritage Time Out is where practitioners of quilting, knitting, crocheting, card making, as well as a "do-as-you-wish" table meet at McDougall United Church (8516 Athabasca Street SE, Calgary) on Wednesday mornings from 09:00 to 11:30 during the school year, September 10th to November 26th, 2025, January 7th to March 25th, and April 1st to June 17th, 2026. Please contact Jennifer at McDougall United Church 403-252-1620, or email heritagetimeoutcalgary@gmail.com, attention Cynthia, for further information. Calgary Heritage Time Out is also on Facebook and Instagram.

High Prairie Quilt Guild meets third Fri. of each month, St. Andrew's School staff room (Sept-June). Annual quilt show, classes, retreats and drag and brag! New members welcome. For more information, Marla 780-523-3082.

High River & District Handicrafts Guild meets every Fri., 9:00 am (Sept-June) at the Lutheran Church, 910 12th Ave W. We welcome all crafters. For more info, contact Carol at 403-652-4907.

Kalyna Country Quilters meet the second Sat. every month, 10:00 am at Mundare Senior Centre. For more info call Val, 780-764-3727.

Kinosoo Quilters Guild meets one Saturday a month (9:00 am - 5:00 pm) to sew together and the second Wednesday each month for a 7:00 pm meeting at the Anglican Church Hall, 4810 50 Ave, Cold Lake, AB. For more information find Kinosoo Quilters Guild on the web or Facebook or email Kinosooquilters@gmail.com.

Lakeside Quilters Guild meets twice a month at the Chestermere Recreation Center, meeting room #1. Meetings and sew days are held every second Sat. 9:00 am to 5:00 pm. Quilting experience is not necessary, new members are welcome. For more information contact Teena at 403-285-8309.

Lethbridge Centennial Quilters Guild meets fourth Tues. of the month (except July, Aug and Dec) at 7:00 pm, CASA Community Room, 230 8th St S, Lethbridge. Email: Jackie, mignaultjac@gmail.com; cell: 403-849-1733. www.lethbridgequilters.ca.

Lethbridge Modern Quilt Guild meets on the first Tues. of every month (except July and August) at 7:00 pm, Richardson Oilseed Community Room at Lethbridge Community College, 3000 College Drive S, Lethbridge, from September 2024 to June 2025. New Members welcome. First meeting is free. Please contact lethbridgemqg@gmail.com for details.

Millrise Quilters Guild meets the first and third Wed. of the month at 50 Millrise Blvd SW, Calgary, or via zoom Sept-May. For more info, please email millrise.quilters@gmail.com.

Mountain Cabin Quilters Guild, Canmore, meets third Wed. of each month. All quilters and sewists welcome. For info: mountaincabinquilters.ca or visit Facebook page.

Mulhurst Bay Quilt Club meets every Wed. at Mulhurst Bay Community Hall. First Wed. every month we work together on compassion quilts for community and surrounding area. All levels of quilters welcome. For info, contact : Dorene Slater at dslat49@gmail.com.

Parkland Modern Quilters Guild, Sew-in Sat. held most Sat. in Stony Plain, Founders Building, Stony Plain Parkland Museum, 10:00 am to 4:00 pm. Bring sewing machines and quilt projects for a great day. Schedule on FB page. All quilters welcome, \$5.00 for the day.

Peace by Piece Quilting Guild meet the second Tues. every month (Sept-June), 7:00 pm at Hope Lutheran Church, 3527 Boulton Rd NW, Calgary. Charity Work, demos, challenges, sew days, retreats and connection with fellow quilters. New members always welcome! For more information please email: pxpquiltguild@gmail.com.

Piecemakers Guild of Calgary. New members welcome. Meets second Mon. of month for evening group and third Mon. morning each month for day group, Southwood United Church, 10690 Elbow Dr SW, Calgary. Members support a number of charities. Demos, challenges, workshops, programs, etc. Info: Linda Nixon, 403-888-3647 or email: lindanix22@gmail.com.

Piecemakers Quilt Club meets every Tues. 10:00 to 3:00 pm (Sept-June), Alder Flats Western Pioneer Seniors Centre. Last Tuesday of each month we use for charity work. We welcome all quilters, any level. For more info contact Diana Rowan at 780-388-3793.

Pincher Creek Quilters Guild, Pincher Creek, AB, meets every Tues. afternoon, 1:00 pm, at St. John's Anglican Church, Main St. Our monthly meeting is every third Tues. of the month. We always have a quilt on the frame we are hand quilting. New members always welcome. Every second month is a sew and quilt day from 10:00 am to 4:00 pm. Bring your sewing machine and quilt project or learn a new project. Drop in and join us. For information, contact Jo at jlbg@telus.net.

We have Classes!

Join us for classes (*so many!*) offered on location or virtually. **Register Now... mysewingroom.ca/**

Sewing ♦ Embroidery ♦ Quilting ♦ Garment ♦ Serger ♦ Free Motion ♦ ScanNCut ♦ Software

PLUS! We offer **FREE Inspiration** on social media. Follow along and **Grow with us!**

MySewingRoomCalgary
 YouTube mysewingroomdotca
mysewingroom.ca

mysewingroom.ca

148-8228 Macleod Trail SE
CALGARY • 403-252-3711

Pins and Pine Needles Quilt Guild, Whitecourt, AB. Contact pinsandpineneedlesguild@gmail.com or visit www.ppnqg.com. FB: Pins and Pine Needles Quilt Guild.

Quilting for Humanity, Athabasca. Contact Yvonne Doroshenko, 780-675-4851, Box 1103, Athabasca, AB T9S 2A9, or email: ydoroshenko@mcsnet.ca.

Quilts of Valour Canada: Lezley Zwaal, founder: 780-983-3210. For more info email: QoV@QuiltsofValour.ca, or www.QuiltsOfValour.ca.

Redwater (and area) Quilters Guild meets two Sat. a month at Alliance Church in Redwater. Combine learning new quilt patterns for personal enjoyment with creating items to donate to charitable organizations. Interested and prospective quilters contact Vicky Dybaylo Shears at 780-580-0051, Valerie Foster at 780-383-3816 or Carol Van Meter at 780-942-3599.

Sew Crazy Quilters is a small guild with a focus on learning new techniques and sharing our love of quilting. They meet from 3:00 to 5:00 pm on the second and fourth Thursdays of the month (Sept-May) at Fellowship Hall of First Baptist Church. For information contact Debbi at debempel6@gmail.com.

Sherwood Park Quilt Guild meets the second Thurs. each month from (Sept-June) at 7:00 pm at the Robin Hood Learning Centre, 141 Broadway Blvd, Sherwood Park. New members welcome. See our website spqg.ca. Follow us on Facebook. For more information contact us at info@spqg.ca.

South Pigeon Quilters and Sewists meet weekly at 10:00 am in the Ma-Me-O Hall Seniors Centre. We welcome everyone from around Pigeon Lake and area. Feel free to drop in and check our group out. Call Linda Kerr for more information: 780-907-5650.

St. Albert Quilters Guild meets every Tuesday, 1:00 pm to 3:00 pm, and Thursday, 1:00 pm to 9:00 pm, at St. Albert Place (we have a studio at City Hall). For membership please contact SA_QuiltersGuild@hotmail.com.

St. Andrew's Quilting Group, Edmonton meets each Tues. from 9:15 am to 1:00 pm, St. Andrew's United Church basement, 9915-148 St, Edmonton. Contact Doreen at 780-455-0169 or Lynne at 780-459-4814 for more info.

Stitch 'n Time Guild of Calgary meets second and fourth Mon. of the month. A mix of traditional and modern styles. New members of all ages welcome. Contact Linda at lindapar@me.com.

Sylvan Lake Quilters Guild meet on the first Wed. of the month, Sylvan Lake Memorial Presbyterian Church, 7:00 pm to 9:00 pm. Contact us on our FB page.

Tangled Threads Quilt Guild has gathered for 20 years in Bonnyville. Monthly business meeting on first Tues. of the month at Bonnyville Seniors Drop-In Centre in Pioneer Hall. Sewing days are scheduled throughout month. Please contact Paula Vasseur at 780-826-2952, pvasseur@hotmail.com or Rita Bell at 780-826-4260.

The Cotton Pickers Quilt Club meets the first Thurs. every month (Sept-June), 7:00 pm at Parkside Seniors Centre, Taber, AB. Five day retreats every second week Mon. to Fri. For additional information contact Val Leahy at 403-330-4156 or email tabercottonpickers@gmail.com.

The Flying Needle Quilt Guild meets second Sat. of the month (Sept-June), Millarville Community Church, 9:30 am, just east of Hwy 22 on Hwy 549. New members welcome. Contact Mary Dymond at mkdymond@gmail.com for further info.

Three Hills Pieciful Stitchers meet the second and fourth Tues. (Sept-Nov, Jan-Apr) and only the second Tues. in Dec. 9:00 am-5:00 pm at The Community Drop-in Centre, 499 3rd Ave SE, Three Hills. Work on individual projects, demos and friendship are included. New members of all skill levels welcome. Contact Sharon 403-443-7467 or Bev 403-443-1059 for information.

Tofield Country Quilters Guild meet first and third Fri. at Bardo Lutheran Church, 5609 48th St., Tofield. Demos, classes and more for members and guests. FB: Tofield Country Quilters. Email: tofieldcountryquilters@gmail.com.

Valley Peacemakers Quilt Guild, Peace River, meets second Tuesdays of each month (Sept – June), at 7:00 pm, in the Peace River Art Hub (10018 101 Street). Guests welcome. Contact us at quiltguildvpm@gmail.com or visit www.valleypeacemakersquiltguild.ca.

Vermilion Quilters meet five days a month at the Red Feather Ridge Retreat and Conference Centre near Vermilion and enjoy individual projects, demos and fellowship. New members of all skill levels and interests welcome. Learn more about us on FB: Vermilion Quilters Guild. Contact: Lyn Yaremchuk at 780-581-5455.

Victoria's Quilts Canada Our mission is to provide handmade quilts to people with cancer. Inquiries: Calgary Branch vqcalgary@gmail.com
Edmonton Branch vqedmonton@gmail.com
Okotoks Branch victoriasquiltsokotoks@hotmail.com.

Westlock Crazy Quilters meet first Thursday of the month (Sept - May) at Brookside Village, Westlock. We offer courses, have sew days each month and make charity quilts. New members of all skill levels are welcome. For more info call Jodi at 780-307-5451 or Veronica at 780-349-4890. Find us on Facebook.

Wetaskiwin Quilter's Group meets the fourth Monday each month. Contact Eileen, 780-352-7436, or Marlene, 780-352-9901.

Wheatland Quilters, Strathmore, AB, meet second and fourth Thurs. of month, Strathmore Agriculture Grounds. Call Wendy, 403-901-3756 or wheatlandquilters@gmail.com.

Whitecourt Pins and Pine Needles Guild meets every second Thurs. of the month.

Wild Rows Country Quilters meet second and fourth Tuesdays each month at Wawa's Quilt Store in Bowden, just off QE2, to work on charity and own projects. New members welcome. Call Pat, at (403)350-9792, for more info.

Yellowknife Quilters Guild meets the second Thurs. each month (Sept - June) at Baker Centre. Quilters of all skill levels and interests from across the Northwest Territories are welcome. Facebook: [yellowknifequilters.guild.3](https://www.facebook.com/yellowknifequilters.guild.3), Twitter @YKQuilters or www.ykquiltersguild.ca. For more information, email quiltingkyk@gmail.com. ♥



The Country Register® International Contact Information

If you would like to receive a copy, please send \$4 to the editor. Please allow time for mailing and delivery. Editor email addresses available at <https://countryregister.com/new-publishers>.

Many Country Register papers are available online.

Check them out at www.countryregister.com.

CANADA

Alberta: Marcy Horswill, 383 Trinity Dr, Nanaimo, BC, V9R 5X3 • 587-585-3545

British Columbia: Marcy Horswill, 383 Trinity Dr, Nanaimo, BC, V9R 5X3 • 587-585-3545

Manitoba & Saskatchewan: Kirby & Colleen Gust, Box 801 Stn Main, White City, SK, S4L SB1 • 306-585-0274

Ontario: Harriet Ramos, 115-1803 St Joseph Blvd, Orleans, ON, K1C 6E7 • 613-424-6420

UNITED STATES

Arizona: Barbara Stillman and Lolly Konecky, PO Box 74035, Phoenix, AZ, 85087 • 602-942-8950

California: Barbara Stillman and Lolly Konecky, PO Box 74035, Phoenix, AZ, 85087 • 602-942-8950

Colorado: Jan & Kim Keller, 11250 Glen Canyon Dr, Falcon, CO, 80831 • 719-866-8570

Connecticut: Dave & Amy Carter, PO Box 2419, Cumming, GA, 30028 • 866-825-9217

Delaware: Merle and Gail Taylor, PO Box 320, Meridianville, AL, 32759 • 888-616-8319

Florida: Dave & Amy Carter, PO Box 2419, Cumming, GA, 30028 • 866-825-9217

Idaho: Kelsey Ruzicka, PO Box 2015, Belle Fourche, SD 57717 • 605-568-0181

Indiana: Merle and Gail Taylor, PO Box 320, Meridianville, AL, 32759 • 888-616-8319

Iowa: Linda Glendy, PO Box 6, Tama, IA, 52339 • 641-751-2619

Kansas: Kelsey Ruzicka, PO Box 2015, Belle Fourche, SD 57717 • 605-568-0181

Maine: Robin Levison, 24 Bluebird Lane, Gloversville, NY, 12078 • 518-752-6399

Maryland: Kim & Mickey Keller, 2920 144 Ave NE, Ham Lake, MN, 55304 • 763-754-1661

Massachusetts-RI: Dave & Amy Carter, PO Box 2419, Cumming, GA, 30028 • 866-825-9217

Michigan: Bill & Leslie Howell, 2875 Dunkirk Dr, Saginaw, Michigan, 48603 • 989-751-8860

Minnesota: Kim & Mickey Keller, 2920 144 Ave NE, Ham Lake, MN, 55304 • 763-754-1661

Montana: Kelsey Ruzicka, PO Box 2015, Belle Fourche, SD 57717 • 605-568-0181

Nebraska: Kelsey Ruzicka, PO Box 2015, Belle Fourche, SD 57717 • 605-568-0181

Nevada (N): Barbara Stillman and Lolly Konecky, PO Box 74035, Phoenix, AZ, 85087 • 602-942-8950

Nevada (S): Glenna Dunn, 4568 Carol Circle, Las Vegas, NV, 89120 • 702-523-1803

New Hampshire: Robin Levison, 24 Bluebird Lane, Gloversville, NY, 12078 • 518-752-6399

New Jersey: Merle and Gail Taylor, PO Box 320, Meridianville, AL, 32759 • 888-616-8319

New Mexico: Jan & Kim Keller, 11250 Glen Canyon Dr, Falcon, CO, 80831 • 719-866-8570

North Carolina: Barbara Stillman and Lolly Konecky, PO Box 74035, Phoenix, AZ, 85087 • 602-942-8950

North Dakota: Kelsey Ruzicka, PO Box 2015, Belle Fourche, SD 57717 • 605-568-0181

Ohio: Barb Moore, PO Box 37, Cable, OH, 43009 • 937-652-1157

Oregon: Kelsey Ruzicka, PO Box 2015, Belle Fourche, SD 57717 • 605-568-0181

Pennsylvania: Merle and Gail Taylor, PO Box 320, Meridianville, AL, 32759 • 888-616-8319

Rhode Island: Dave & Amy Carter, PO Box 2419, Cumming, GA, 30028 • 866-825-9217

South Carolina: Barbara Stillman and Lolly Konecky, PO Box 74035, Phoenix, AZ, 85087 • 602-942-8950

South Dakota: Kelsey Ruzicka, PO Box 2015, Belle Fourche, SD 57717 • 605-568-0181

Vermont: Robin Levison, 24 Bluebird Lane, Gloversville, NY, 12078 • 518-752-6399

Virginia: Dave & Amy Carter, PO Box 2419, Cumming, GA, 30028 • 866-825-9217

Washington: Kelsey Ruzicka, PO Box 2015, Belle Fourche, SD 57717 • 605-568-0181

West Virginia: Merle and Gail Taylor, PO Box 320, Meridianville, AL, 32759 • 888-616-8319

Wisconsin: Scott & Jennifer Hughes, PO Box 276, Altoona, WI, 54720 • 715-838-9426

Wyoming: Kelsey Ruzicka, PO Box 2015, Belle Fourche, SD 57717 • 605-568-0181



MAPLE LEAF

— Quilting Company Ltd. —

SHOP ONLINE


mapleleafquiltingcompany.com

403-981-3500

& SHOP IN-STORE

Monday to Friday: 10-5

Saturday: 10-2



YOUR ONE STOP SHOP FOR SEWING/QUILTING SUPPLIES!
Serving Canadian quilters for over 10 years from our store in beautiful Cochrane, AB!

ROLLS OF BATTING FOR SALE



Fresh **batting rolls** have arrived at MLQC! **Competitively priced** and ready for your next project!

80/20 ROLLS - 96" & 120" WIDE
BLEACHED: 80/20 OR 100% COTTON - 96"/108"
BLACK 80/20 - 108"
100% COTTON - 96"
COTTON/WOOL BLEND OR WOOL - 96"/108"
AND LOTS OF PRE-CUT OPTIONS!



SEE OUR WEBSITE OR CONTACT US FOR DETAILS AND ORDERING!

MORE DELIVERY SCHEDULES WILL BE AVAILABLE SOON.

GET THE PERFECT MACHINE AT UNBEATABLE PRICES

Sewing • Embroidery • Quilting
• Longarm machines available



AVAILABLE HERE!

- Quilt Kits
- Quilting/Sewing Patterns
- Fat Quarters, 1 Yard Cuts, Layer Cakes, Charm Packs
- Over 700 Bolts Of 108"/118" Cotton Fabric
- 44" Fabric Collections
- Panels
- Endless Thread Choices (Glide, Omni, Gutermann & more)
- 100's Of Notions & Accessories
- Flannels (108" & 44")
- Wideback Minky & Fireside Fabric (90")
- Sewing, Quilting & Embroidery Machines
- Longarm Quilting Services
- Machine Repairs
- AND SO MUCH MORE!

SUPERIOR LONGARM QUILTING SERVICE

- Hobbs 80/20 Batting Included
- Hundreds of Thread Colours
- Endless Edge to Edge Designs
- FREE Optional Trimming
- Free Bobbin Changes
- No Loading Charge



Can't drop off your quilt? **Mail it to us!** Learn more about our quilt-by-mail system!

Always free shipping TO our store. Orders over \$200 receive FREE return shipping!