

# *The Country Register*®

Available across the U.S.A. & Canada

May - June 2026

**OREGON - WASHINGTON - IDAHO**

COMPLIMENTARY

*Your Complimentary Guide to Oregon, Washington & Idaho Specialty Shopping & Events!*

# *America the Beautiful!*



*Celebrating America's 250<sup>th</sup> Birthday!*  
*The Great American Roadtrip*

# What's Inside?



## SECTION ONE

- **OREGON SECTION BEGINS - Page 4**
- A Celebration of the Fiber Arts - Page 5
- Betsy Ross - Page 6
- Quilts of Valor - Page 6
- Traveling with a Purpose - Page 8
- Book Review / Giveaway - Page 10
- Roadtrip Fun Facts By State - Page 11
- Become Inspired - Page 13
- Cup of Tea with Lydia - Page 14
- The Great American Roadtrip - Page 15
- Scraps & Crafts, What Could Be Better - Page 16
- **Professional Services - Page 16**

## SECTION TWO

- **Ad Index for Travel - Page 17**
- **WASHINGTON SECTION BEGINS - Page 18**
- Your Passport to Western WA - Page 18
- Celebrate Earth Day - Page 20
- Quilts ... Legacy of Love - Page 21
- Visit Mukiteo Garden & Quilt Show - Page 24
- The Best Summer Vacation Ever- Page 24

Scan these codes and get a Google map of all our Country Register Shops in each state!

Or Go Online for the Map!



Use the Country Register as a  
**Travel Guide**  
on your next adventure!

Index on page 20 by Name & Community  
Help you find & explore a new shop!



[www.MoxieMarketingMW.com](http://www.MoxieMarketingMW.com)  
• 605-568-0181 • Kelsey Ruzicka •

*Publisher of this  
Country Register!*

## Editor's Notes

# Celebrating & Exploring Our Great States

This issue is packed full of great articles, tidbits and events. This is part one of our two-part celebration for America's 250th anniversary. Red, white and blue themes throughout. We typically talk about travel and exploring our area, so this issue is focused on the Great American Roadtrip. There is so much wonder and awe to be had right here within our 50 states. Be sure to explore!

Last year, my family and I had the opportunity to explore two great states - Texas and Florida. We have been to south Texas several times visiting family that winter down there. The beaches are beautiful and full of sand dunes. The shells are so fun to wander around and collect. The sea birds are amusing, I could watch them all day. The beach life speaks right to my soul and fills my cup. I love it there. We have explored fun local restaurants and shops. We have watched fireworks over the bay for the holidays. I love walking through the display of sand castle art in awe of the talent and creativity. It is truly an amazing place.

Around Christmas time, we went to Florida for my parent's 40th wedding anniversary trip. I have to say... wow! I've been to Florida before (and LOVE IT). On the Atlantic side. This time we were down on the Gulf side. The beaches are pure white, the ocean green and warm. The shells are out of this world cool! Not to mention we just thoroughly enjoyed our beach life on the resort. There is something magical about watching kiddos play and radiate happiness in the sand and surf. We all just were completely relaxed and enjoying salt, sun and sand.

Both of these trips were packed full of joyous memories and picture-worthy recordings of our adventures. But, we really didn't have to leave our state to find equal beauty and wonder. Our family camps by a lake in our home state each summer, hikes the forest, drives just to watch the beautiful sunset over the prairie and has had many fun nights gazing in wonder at the stars and different celestial events we have had this year.

Our great states are packed full of their own wonder. Their own picture-worthy adventures. And, each state has a rich history of more than two centuries. I am so blessed to live in this great country. I hope you have the chance to get out and not just explore a new state, but stop and enjoy the wonder right in your own backyard.

[countryregisterwaor@gmail.com](mailto:countryregisterwaor@gmail.com)  
[kelsey@moxiemarketingmw.com](mailto:kelsey@moxiemarketingmw.com)  
Office: 605-568-0181



*Kelsey Ruzicka*

Publisher of  
The Country Register  
of Oregon, Washington  
& Idaho



**The Country Register of Oregon, Washington & Idaho**

Kelsey (Snyder) Ruzicka, Publisher  
 Produced by Moxie Marketing of the Midwest, LLC  
 PO BOX 2015 • Belle Fourche, SD 57717  
 605-568-0181 Office

**SALES:** Patty Duncan | countryregisterorwasales@gmail.com | 605-591-2428  
[www.countryregister.com/oregon](http://www.countryregister.com/oregon)  
[www.countryregister.com/washington](http://www.countryregister.com/washington)  
[www.moxiemarketingmw.com](http://www.moxiemarketingmw.com)

Publisher's contact numbers across the USA & Canada for The Country Register  
 Send \$3 to any publisher below to obtain a paper from another area:  
 \* Indicates these editions are available on-line at [www.countryregister.com](http://www.countryregister.com).

Owners: Barbara Stillman and Lolly Konecky, 515 E Carefree Hwy, #1128, Phoenix, AZ 85085, 602-942-8950

- \* Arizona: Barbara Stillman and Lolly Konecky, 515 E Carefree Hwy, #1128, Phoenix, AZ 85085, 602-942-8950
- \* Arkansas: Lenda Brown, P.O. Box 32581, Oklahoma City, OK, 73123, 405-470-2597, [lenda@countryregister.com](mailto:lenda@countryregister.com)
- \* California: Barbara Stillman and Lolly Konecky, P 515 E Carefree Hwy, #1128, Phoenix, AZ 85085, 602-942-8950
- \* Colorado: Jan & John Keller, 16755 Oak Brush Loop, Peyton, CO, 80831, 719-749-9797
- \* Connecticut: Dave & Amy Carter, P.O. Box 365, New Market, MD 21771, 866-825-2917, Fax 866-261-9641
- \* Delaware: Merle and Gail Taylor, P.O. Box 594, New Market, MD, 21774, [info@countryregisteronline.com](mailto:info@countryregisteronline.com)
- \* Florida: Dave & Amy Carter, P.O. Box 365, New Market, MD, 21774, [florida@countryregisteronline.com](mailto:florida@countryregisteronline.com)
- \* Georgia: Linda Parish, P.O. Box 389, Lexington, GA, 30648, [tcrga@windstream.net](mailto:tcrga@windstream.net)
- \* Idaho: Kelsey Ruzicka, P.O. Box 2015, Belle Fourche, SD 57717, 605-568-0181, [kelsey@moxiemarketingmw.com](mailto:kelsey@moxiemarketingmw.com)
- \* Illinois: Lenda Brown, P.O. Box 32581, Oklahoma City, OK, 73123, [lenda@countryregister.com](mailto:lenda@countryregister.com)
- \* Indiana: Gail & Merle Taylor, P.O. Box 594, New Market, MD, 21774, [info@countryregisteronline.com](mailto:info@countryregisteronline.com)
- \* Iowa: Linda Glendy, P.O. Box 6, Tama, IA, 52339, [IowaCountryRegister@mchsi.com](mailto:IowaCountryRegister@mchsi.com)
- \* Kansas: Kelsey Ruzicka, P.O. Box 2015, Belle Fourche, SD 57717, 605-568-0181, [kelsey@moxiemarketingmw.com](mailto:kelsey@moxiemarketingmw.com)
- \* Kentucky: Chris & Kelly Kennedy, 5804 Whiterose Way, New Market, MD 21774 443-243, [cowprintdesigns@gmail.com](mailto:cowprintdesigns@gmail.com)
- \* Maine: Deborah Daneey, 660 Country Club Road, Sanford, ME 04073, 207-324-7482
- \* Maryland: Dave & Amy Carter, P.O. Box 365, New Market, MD, 21774, [ads@countryregisteronline.com](mailto:ads@countryregisteronline.com)
- \* Massachusetts: Dave & Amy Carter, P.O. Box 365, New Market, MD, 21774, [ads@countryregisteronline.com](mailto:ads@countryregisteronline.com)
- \* Michigan: Bill and Marlene Howell, 3790 Manistee, Saginaw, MI, 48603-3143, 989-793-4211
- \* Minnesota: Kim & Mickey Keller, 12835 Kiska St. NE, Blaine, MN, 55449, [minnesota@countryregister.com](mailto:minnesota@countryregister.com)
- \* Missouri: Lenda Brown, P.O. Box 32581, Oklahoma City, OK, 73123, [lenda@countryregister.com](mailto:lenda@countryregister.com)
- \* Montana: Kelsey Ruzicka, P.O. Box 2015, Belle Fourche, SD 57717, 605-568-0181, [kelsey@moxiemarketingmw.com](mailto:kelsey@moxiemarketingmw.com)
- \* Nebraska: Barbara Stillman and Lolly Konecky, 515 E Carefree Hwy, #1128, Phoenix, AZ 85085, 888-942-8950
- \* Nevada (N): Barbara Stillman and Lolly Konecky, P 515 E Carefree Hwy, #1128, Phoenix, AZ 85085, 602-942-8950\*
- \* Nevada (S): Glenna Dunn, 4568 Carol Circle, Las Vegas, NV, 89120, 702-523-1803
- \* New Hampshire: Michelle Hatch, 20 Chester Street, Chester, NH 03036, 603-571-1822
- \* New Jersey: Merle and Gail Taylor, P.O. Box 594, New Market, MD, 21774, [info@countryregisteronline.com](mailto:info@countryregisteronline.com)
- \* New Mexico: Jan & John Keller, 16755 Oak Brush Loop, Peyton, CO, 80831, 719-749-9797
- \* New York: Dave & Amy Carter, P.O. Box 365, New Market, MD, 21774, [ads@countryregisteronline.com](mailto:ads@countryregisteronline.com)
- \* North Carolina: Barbara Stillman and Lolly Konecky, 515 E Carefree Hwy, #1128, Phoenix, AZ 85085, 888-942-8950
- \* North Dakota: Kelsey Ruzicka, P.O. Box 2015, Belle Fourche, SD 57717, 605-568-0181, [kelsey@moxiemarketingmw.com](mailto:kelsey@moxiemarketingmw.com)
- \* Ohio: Barb Moore, P.O. Box 37, Cable, OH, 43009, [ohiocountryregister@yahoo.com](mailto:ohiocountryregister@yahoo.com)
- \* Oklahoma: Lenda Brown, P.O. Box 32581, Oklahoma City, OK, 73123, [lenda@countryregister.com](mailto:lenda@countryregister.com)
- \* Oregon: Kelsey Ruzicka, P.O. Box 2015, Belle Fourche, SD 57717, 605-568-0181, [kelsey@moxiemarketingmw.com](mailto:kelsey@moxiemarketingmw.com)
- \* Pennsylvania: Gail & Merle Taylor, P.O. Box 128, Owens Cross Roads, AL 35763, 888-616-8319, Fax 800-609-0278
- \* Rhode Island: Dave & Amy Carter, P.O. Box 365, New Market, MD, 21774, [ads@countryregisteronline.com](mailto:ads@countryregisteronline.com)
- \* South Carolina: Barbara Stillman and Lolly Konecky, 515 E Carefree Hwy, #1128, Phoenix, AZ 85085, 888-942-8950
- \* South Dakota: Kelsey Ruzicka, P.O. Box 2015, Belle Fourche, SD 57717, 605-568-0181, [kelsey@moxiemarketingmw.com](mailto:kelsey@moxiemarketingmw.com)
- \* Tennessee: Chris & Kelly Kennedy, 5804 Whiterose Way, New Market, MD 21774 443-243, [cowprintdesigns@gmail.com](mailto:cowprintdesigns@gmail.com)
- \* Texas: Lenda Brown, P.O. Box 32581, Oklahoma City, OK, 73123, [lenda@countryregister.com](mailto:lenda@countryregister.com)
- \* Utah: Available
- \* Vermont: Michelle Hatch, 20 Chester Street, Chester, NH 03036, 603-571-1822
- \* Virginia: Dave & Amy Carter, P.O. Box 365, New Market, MD, 21774, [ads@countryregisteronline.com](mailto:ads@countryregisteronline.com)
- \* Washington: Kelsey Ruzicka, P.O. Box 2015, Belle Fourche, SD 57717, 605-568-0181, [kelsey@moxiemarketingmw.com](mailto:kelsey@moxiemarketingmw.com)
- \* West Virginia: Dave & Amy Carter, PO Box 365, New Market, MD, 21774, [ads@countryregisteronline.com](mailto:ads@countryregisteronline.com)
- \* Wisconsin: Scott & Jennifer Hughes, P.O. Box 276, Altoona, WI, 54720, [jennifer@countryregisterofwisconsin.com](mailto:jennifer@countryregisterofwisconsin.com)
- \* Wyoming: Kelsey Ruzicka, P.O. Box 2015, Belle Fourche, SD 57717, 605-568-0181, [kelsey@moxiemarketingmw.com](mailto:kelsey@moxiemarketingmw.com)

CANADA

- \* Alberta: Ruth Burke, P.O. Box 97, Heisler, AB, T0B2A0, 780-889-3776, [countryregab@yahoo.com](mailto:countryregab@yahoo.com)
- \* British Columbia: Bryan Stonehill, Box 1338, Summerland, BC, V0H 1Z0, 800-784-6711
- \* Manitoba & Saskatchewan: Scott & Marj Kearns, Box 850, Kipling, SK, S0G 2S0, [countryregister@sasket.net](mailto:countryregister@sasket.net)
- \* Ontario: Harriet Ramos, Box 60, 4338 Innes Rd., Orleans, ON K4A 3W3, 343-882-5812



**PLACE YOUR AD WITH OUR SALES TEAM!**  
**Patty Duncan | countryregisterorwasales@gmail.com | 605-591-2428**

**The Country Register of Washington, Oregon & Idaho**  
**May/June 2026 • Issue 3**

The Country Register began in Arizona, in the fall of 1988, to provide effective, affordable advertising for shops, shows, and other experiences enjoyed by a kindred readership. Since then the paper has spread to many other areas, all of which are listed below. Look for the paper in your travels.

The Country Register is a United States and Canadian network of independently owned and published specialty newspapers for the consumer who enjoys outstanding shopping, events, day & overnight excursions and specialty classes.

The Country Register of Washington, Oregon & Idaho is published every two months.  
 Copyright 2026.

Reproduction or use, without permission, of editorial or graphic content in any manner is prohibited by law. The Country Register is a registered business trade name. Moxie Marketing of the Midwest, LLC produces The Country Register of Washington, Oregon & Idaho. Please make checks payable to Moxie Marketing.

Subscription price: 1 year, 6 issues, \$24.00. Single copies: \$3.00. This paper is furnished free at each advertiser, highway welcome centers, tourism centers, shows, events, and other selected locations throughout Washington, Oregon & Idaho.

Articles published in this newspaper, which are contributed from an outside source, express the opinions of their authors only and may not express the viewpoint(s) of the management or staff of The Country Register. Such articles that are accepted for publication herein may be edited at the sole discretion of the publisher.

Responsibility for products advertised in this newspaper lies with the advertisers themselves. Though The Country Register will not knowingly publish fraudulent materials or fraudulently obtained materials, we are not liable for any damages arising from the purchase or use of products advertised herein. Notification regarding any consumer complaints related to merchandise purchased from our advertisers would be appreciated and would assist in our efforts. Copyright © 2025.

**SEE OUR AD INDEX ON PAGE 17**  
 Next Deadline: Ads and articles for the  
 July/August 2026 issue are due June 7, 2026.



# WELCOME TO OREGON STATE

Join us as we explore the state of Oregon and their shops and events. The great state has much to see and offer. And is close to many connecting Washington shops and events as well!



**SAVE THE DATE!**  
**2026 "Quilts by the Sea" Quilt Show**  
 Oregon Coastal Quilters Guild  
 Friday, July 31 | 9am - 5pm  
 Saturday, August 1 | 9am - 4pm

300+ Quilts, Vendors, Guild Boutique, Children's Corner, Raffle Quilt Drawing, Veterans Project Display, and much more!  
 Newport Recreation Center | 225 Avery St. - Newport, OR

**Raes**  
**QUILT SHOP**  
 Machines • Fabrics • Notions • Yarn

683 NW 9th Street, Warrenton, OR 97146  
 contact@raesquiltshop.com 503-861-7717  
 Shop online: [www.raesquiltshop.com](http://www.raesquiltshop.com)

Hours: Wednesday-Saturday 11am-4pm

**JANOME**

Follow us on

ALL PACIFIC NORTHWEST SHOP HOP

**COLONY CRAFT**

Basketry, weaving, quilting, furniture and tin work of the Aurora Colony

**Aurora Colony Museum**  
 AURORA COLONY MUSEUM  
 15018 2nd St. NE, Aurora  
 503-678-5754  
 AURORACOLONY.ORG

Saturday, July 11, 2026 9:00 - 4:00

**Sisters Outdoor QUILT SHOW**

Merchandise featuring the 2026 poster image is available at [www.stitchinpost.com](http://www.stitchinpost.com)

www.sooqs.org SATURDAY, JULY 11<sup>th</sup> SISTERS, OREGON

"Whimsical & Wild" - 2026 Quilt Show Poster by Katie Daisy: \$12

## Official Sisters Outdoor Quilt Show Items

2026 Canvas Tote \$16.95



2026 Short-Sleeve White Tee  
 S-XXXL, \$32-\$42



(Prices listed do not include shipping & handling.)



2026 Long-Sleeve Citron Tee  
 S-XXXL, \$42-\$54

## A Celebration of the Fiber Arts

In early July, downtown Sisters, Oregon transforms into a vibrant outdoor gallery for the Sisters Outdoor Quilt Show. Now in its 51st year, the beloved event on the second Saturday of July showcases more than 1000 quilts displayed against the backdrop of the Cascade Mountain. Quilts range from hand-stitched heirlooms to contemporary art pieces.

During Quilt Show week, enjoy a night of creativity and couture at An Evening of Whimsical Design on Friday July 10th. This fundraising event celebrates the artistry and joy of quilting in motion. Wear your favorite quilted piece and you might even have the chance to walk the Whimsical Runway.

Saturday's free events bring together an extraordinary, non-juried display of over 1000 quilts, uniquely showcased outdoors. Over 400 volunteers help make it happen including local firefighters hanging quilts on the side of the Stitchin' Post building.

Specially curated exhibits include the Best of Quilt Con and the Kong Color of the Year along with exhibits from quilting guilds from Central Oregon and beyond.

On Sunday, July 12th, visitors can enjoy a serene experience at Five Pine Lodge with quilt designer Michelle Wilie, originally from New Zealand. Her small-group walking tour and mid-morning lecture offer personal stories and insights into her work.

The entire town of Sisters participates, with quilts adorning shops and streets, along with a "Quilt Walk" and local shop sales. This show is a one-day free event, with quilts being hung by volunteer teams, starting at 7:00 am and at 4:00 pm, the magic begins to be taken down again by volunteers, with quilts returning to our "Quilt Service Center" for quilters to pick the next day.

By 5:30 pm on Show Day, the town will have returned to a quiet little mountain town, with the buzz of the day done.

This annual show began in 1975, when Founder Jean Wells Keenan set out a display of her own quilts, along with pieces created by her friends and family, outside her quilt show on a beautiful July day. She had no idea that this simple outdoor show would grow into a beloved tradition that has lasted for generations.

For more information, visit: <https://www.soqs.org> and follow the show on Facebook and Instagram pages for updates.

# PATCHWORK

## OASIS

*Your new favorite quilt shop*

**Inspiring you to live your creative dreams**

**541-264-8108**

**PatchworkOasis@gmail.com**

**27A N. Coast Hwy. • Newport, OR 97365**



ALL PACIFIC  
NORTHWEST  
SHOP HOP

## *BellyAcres Twisted Stitchery, LLC*

### Quilt Shop and Long Arm Quilting Service



*Sammi Bell*  
541-932-4422  
Quality Craftsmanship  
in Fine Quilting

57849 Coyote Trail Lane  
Mount Vernon, OR 97865  
TwistedStitchery@yahoo.com



*Find a new favorite shop!*

SEE OUR AD INDEX ON PAGE 17

# EVENTS

**OREGON**

May - All Pacific Northwest Shop Hop

May 5-9 | Greater Spokane Area Shop Hop

May 8-9 | Rogue Valley Piecemakers Quilt Show - Grants Pass, OR

June 11-13 | Quilt Show Reno - Reno, NV

July 11 | Sister Outdoor Quilt Show - Sisters, OR

July 31 | Quilts by the Sea Quilt Show - Newport, OR

Aug 1 | Quilts by the Sea Quilt Show - Newport, OR

**WASHINGTON**

June 15-28 | Western WA Quilt Shop Hop

July 18-19 | Mukilteo Garden & Quilt Tour - Mukilteo, WA

July 24-25 Covington Quilters Quilt Show - Covington, WA

Aug 14-15 | Quilt & Fiber Art Show - Wenatchee, WA

Sept 18-19 | Walla Walla Valley Quilt Festival - Walla Walla, WA



## *Cedar Ridge*

# QUILTS

- ◆ Over 50 years Quilting Expertise
- ◆ Classes ◆ Longarm Services ◆ Glorious Fabrics
- ◆ Large Selection of Cosmo & Spargo Threads
- ◆ Hand dyed wools



ALL PACIFIC  
NORTHWEST  
SHOP HOP

19045 S Beaver Creek Road     [www.CedarRidgeQuilts.com](http://www.CedarRidgeQuilts.com)


Oregon City, OR 97045      @CedarRidgeQuiltsLLC

(503) 908-1398      @CedarRidgeQuiltsLLC

Tuesday - Saturday 10am - 5pm • Sunday Noon - 4pm • Monday Closed

# Paramount

## Sewing & Vacuum



ALL PACIFIC  
NORTHWEST  
SHOP HOP

EUGENE: 1015 River Rd. • 541-345-2100

SALEM: 3960 Rickey St. SE • 503-990-8186

fabric - thread - classes - repairs     Hours: Tues - Fri 9-6

[www.Paramount-Sew-Vac.com](http://www.Paramount-Sew-Vac.com)     Saturday 10-4

# BETSY ROSS

Cold, blustery wind blew through the door frame cracks at 239 Arch Street, Philadelphia, the colonial home of Betsy Ross. Rising from her chair, Betsy stirred the embers and added more wood to the fire. Rubbing her hands together to soothe her tired fingers, she smiled quietly. Outside the door, the city of Philadelphia echoed with the excitement of the Revolutionary War and the dream of the new country, the United States of America.

Betsy's work as an upholsterer, producing uniforms, tents and flags for Continental forces was well known through the region. But today, Betsy's smile reflected on her current project, a flag for the new country. She stitched strips of red and white fabric, along with scraps of blue and white to design a flag that would fly high declaring the independence of the United States.

Each carefully placed stitch connected thirteen red and white strips of fabric creating a rectangle shaped cloth. In the upper left hand corner, a square blue piece of fabric anchored the alternating the red and white stripes. In a ruffling breeze the stripes would create the illusion of waves.

Betsy understood the importance of the flag for the soldiers in the battlefield, as well as those families throughout the colonies, living in a changing world. The flag would proclaim freedom as the flag flew high and free. Betsy was filled with pride as she remembered the day she was asked to create a flag with 13 alternating red and white horizontal stripes along with 13 white stars in a blue canton.

Quiet contemplation, along with a deep sense of patriotism consumed Betsy's thoughts as she continued. Stitch by stitch, up and down, back and forth, tying loose ends, threading her needle, smoothing the growing fabric overflowing her lap, Betsy transformed assorted fabric pieces into the United States flag. The red, white and blue fabric creation of this young 25 year old seamstress was completed in 1776 and was adopted by Resolution of Congress on June 14, 1777, as the National Standard for the American Flag. The red, white and blue flag continues to share the story of independence as America celebrates its 250th birthday.



In 1952, on the 200th anniversary of the birth of Betsy Ross, the United States Post Office honored the seamstress with a 3c postage stamp. The artwork was from a painting of Chas. Weisgerber, "Birth of Our Nation's Flag". It depicts a parlor setting with George Washington, Robert Morris, George Ross and seamstress Betsy Ross holding the flag in her lap.

# Quilts of Valour

The America 250 Exhibit made its debut at the American Quilter's Society QuiltWeek event in Daytona Beach in February 2026. The exhibit features 25 quilts, including 12 new quilts showcased in the All Star Quilts of Valor: 2nd Edition book and 12 exclusive designs created with the Northcott/Quilts of Valor Foundation Semiquincentennial Quilt Panel. Together, these quilts represent a heartfelt, national "thank you" to those who have served.

This special traveling exhibit will continue its journey, appearing at all remaining AQS QuiltWeek shows across the country in 2026. Following its New England appearance in April, the exhibit will be showcased at the remaining stops nationwide:

- Paducah, KY (April 22-25)
- Grand Rapids, MI (August 19-22)
- Columbus, OH (September 23-26)

During each American Quilter's Society QuiltWeek event, the Quilts of Valor Foundation honors Service Members and Veterans by awarding them with Quilts of Valor—recognizing their service, sacrifice, and dedication to our nation. Watch the Daytona Beach award ceremony on YouTube.

To learn more about the Quilts of Valor Foundation—including how to nominate a Veteran, become a member, make a Quilt of Valor, or shop to support QOVF—visit: <https://www.qovf.org>



Photo credit: Robin Koehler, Quilts of Valor Foundation Board Member.

## IT'S SEW BROOKINGS

**ALL PACIFIC NORTHWEST SHOP HOP**  
*April 1 - May 31*

**Shop:** 519 Chetco Ave #2  
**Mailing:** 1043 Chetco Ave PMB#305  
 Brookings, OR 97415

**Phone:** (541) 813-1171  
[itssewbrookings@gmail.com](mailto:itssewbrookings@gmail.com)

**Hours:** Tues-Fri 10am-5pm; Sat 10am-3pm  
**SHOP HOP Hours:** M-Sat 10am - 5pm  
[www.itssewbrookings.com](http://www.itssewbrookings.com)

**ALL PACIFIC NORTHWEST SHOP HOP**

**HOURS:**  
**Tuesday-Saturday**  
 10 am to 4 pm  
**Closed:**  
**Sunday & Monday**

- ♥ We're located in Old Town Florence, Oregon. *Parking across the street & to the rear.*
- ♥ 1500 Bolts of Beautiful Fabric
- ♥ Under new ownership  
*Come by and visit, we'd love to meet you!*

**175 Nopal Street, PO Box 211 Florence OR 97439**  
**541-991-3900**   [shanna@joyofquilting.shop](mailto:shanna@joyofquilting.shop)



## Kruusn QUILT SHOP

*Your fabric, our passion.  
Let's create something beautiful.*

EST 2018

### ALL PACIFIC NORTHWEST SHOP HOP

*Stop by and say hi!*

**92772 Cape Arago Hwy** | **Hwy 101**

**Kruusn QUILT SHOP**

*A short drive from Hwy 101.*

- FABRICS & NOTIONS**  
A wide selection for every project
- QUILTY MACHINES**  
Built to inspire your creativity
- CLASSES & COMMUNITY**  
Learn, create, connect

**Mon · Sat 10-5**

92772 Cape Arago Hwy, Coos Bay, OR • 541-808-9972 • [@kruusn](https://www.facebook.com/kruusn) • [www.kruusn.com](http://www.kruusn.com)

*Proudly sewing the future of creativity.*

EST. 2018

# Quilt Run 101

## *Celebrate, Shop and Quilt*

### 27th Annual Oregon Coast Shop Hop

## February 12-21, 2027

All Shops Open 10 am-5 pm

- Cannon Beach
- Garibaldi
- Tillamook
- Newport
- Waldport
- Coos Bay
- Brookings

<p><b>Center Diamond</b> 1065 S Hemlock Str./PO Box 997 Cannon Beach 97110 888-305-0854 centerdiamond@aol.com</p>	<p><b>Patchwork Oasis</b> 27 N Coast Hwy Newport 97365 541-264-8108 patchworkoasis@gmail.com</p>	<p><b>It's Sew Brookings</b> 519 Chetco Ave #2 Brookings 97415 541-813-1171 ItsSewBrookings@gmail.com</p>
<p><b>Threaded Peaks</b> 901 Garibaldi Ave Garibaldi 97118 503-812-7034 threadedpeaksquilts@gmail.com</p>	<p><b>Quilters Cove</b> 145 NW Hwy 101 Waldport 97394 541-563-4545 Quilterscove@gmail.com</p>	<p>Visit our website at: <a href="http://www.quiltrun101.com">www.quiltrun101.com</a> &amp; Like Us On Our Facebook Page.</p>
<p><b>Sew Little Time</b> 10075 S Prairie Rd Tillamook, 97141 503-354-2106 sewlittletimetillamook@gmail.com</p>	<p><b>Kruusn Quilt Shop</b> 92772 Cape Arago Hwy Coos Bay 97420 541-808-9972 lindamason@kruusn.com</p>	<p>Be sure to visit each shop's Facebook Pages for all Oregon Coast Fun!</p>

**Quilt Challenge is BACK!**  
By Popular Demand!

Join the fun and spark your creativity with our Quilt Challenge!  
Create a quilt using the Challenge Fat Quarter from each shop  
and show off your unique creation.

**Challenge Quilt Contest Prize: TBA**  
More details available at participating shops.

~ Prizes ~

Visit all shops to be eligible for:  
**Grand Prize: TBA**  
7 lucky winners will receive a \$100 gift certificate from a participating shop  
Each Shop will award an instore \$50 Gift Certificate

**Sharon's Attic Quilt Shop**



sharonsatticquiltshop.com  
Fabric \* Notions \* Threads \* Books \* Patterns  
Long Arm Quilting

**ALL PACIFIC NORTHWEST SHOP HOP**

A Bright, Entertaining and Sociable Shop filled with 1,000's of Bolts of 100% Cotton Fabric, Batiks, Reproductions, Flannels, Kits & Blenders

- Wonderful samples inspired by you
- Visit our website for our Online sales
- Quilt Books, Notions, Patterns, Kits, Threads & Supplies, Classes

**Come in and see all of our new block of the month programs!**




**Mon-Fri 10am - 6pm**  
**Sat 9am-5pm • Sun Noon-5pm**

2950 SE Cornelius Pass Rd # 100, Hillsboro, OR 97123  
503-259-3475 • Fax 503-259-3469 • e-mail: [quilter5427@hotmail.com](mailto:quilter5427@hotmail.com)



**All Pacific Northwest Shop Hop**  
**April and May 2026**  
**Over 100 Stores, 100's of Prizes and**

Visit [AllPacificNorthwestShopHop.com](http://AllPacificNorthwestShopHop.com)  
& Join their Facebook Group  
[Facebook.com/groups/allpacificnorthwestshophop](https://www.facebook.com/groups/allpacificnorthwestshophop)



**Rogue Valley Piecemakers**  
**45<sup>th</sup> Annual Quilt Show "Life's Journey"**  
**May 8 & 9, 2026, Fri & Sat: 10am-4pm**  
Josephine County Fairgrounds  
Route 199, Grants Pass, OR

**For more information visit: [www.RVPiecemakers.com](http://www.RVPiecemakers.com)**  
Or visit their FB page to join the group: Rogue Valley Piecemakers

**Latimer Quilt & Textile Center**



2105 Wilson River Loop Road  
Tillamook, Oregon 97141  
503-842-8622

[Latimer2105@gmail.com](mailto:Latimer2105@gmail.com)  
[www.latimerquiltandtextile.com](http://www.latimerquiltandtextile.com)

Please check our website for more information about the following:

**May and June Classes**  
Sat May 23: Sashiko Class, 10 AM-4 PM;  
\$55 (Member), \$60 (Non-Member)

**May/June 2026 Exhibit**  
Helene Knott  
Open House: May 9th, Saturday; 12 pm - 4pm  
[www.heleneknott.com/helenes-story](http://www.heleneknott.com/helenes-story)

Enjoy our permanent exhibits, research library, classes, fiber crafts gallery, fabrics, yarn, quilts, and more!

Hours  
Tues-Sat  
10 to 4

"The mission of the Latimer Quilt & Textile Center is to preserve, promote, display, facilitate the creation of and provide education about the textile arts."

## Traveling with Purpose

By Julie Pirtle



I have very fond memories of summer vacations. Looking back from a parent's perspective, it is very clear how much time and effort was spent by my parents to make our vacations fun. With that being said, my Dad was a "get there now with no frivolity" kind of guy. Me on the other hand? I wanted to stop and read historical markers and stop at every roadside wonder.

The saying "It's about the journey, not the destination" rings true with me. The journey can be just as much fun as the destination! Our country is rich with history and whimsy.

Taking the time to experience it all adds such a layer of richness to a trip.

Share your route with your children and challenge them to come up with interesting (or crazy) stops they'd like to experience. Being part of the planning can give them ownership in the upcoming adventure. If you have no kids on board, challenge yourself!

Bring an empty tablet or journal and make daily entries. Include funny things that happened, places you visited and people you encountered. Encourage children to do the same.

If you are the kind of person that likes to document your trips with souvenirs, be sure to bring along a storage envelope. Make sure that it is large enough to hold brochures, maps, etc.

The journaling and souvenirs will come in very handy when it's time to make your photo album (whether it's scrapbooked or digital). It's so nice to have everything in one place and to also have written notes when it's time to create.

Be CURIOUS! Stop at the historical markers. They are there for a reason. Take in the information. Look at the scenery and imagine what it was like when history was taking place.

Have FUN! Unlike my Dad, my husband will stop to let me look at anything (bless his heart!!). The last time we did this was for a Flintstone roadside attraction in Arizona. It had life size simulations of their cars.

On that same trip, we found ourselves standing on the corner in Winslow, Arizona. Of course, we had to take photo opportunities at both attractions! It still makes me smile whenever I see the pictures.

Don't RUSH! Enjoy the culture, people and geography. It's memory making time.

Packing items to make the trip more convenient is also important. Of course, ample supplies of water and weather appropriate items are a must. However, there are a few items that I always include when traveling. Hand sanitizer. A roll of paper towels for spills. Disinfectant spray for hotel rooms. Zip lock bags are great to have on hand for emergency ice packs or the shell collection you found on the beach. Chip clips for snack bags. Anything that will make life easier!

So, get on the road little doggie! Stop and look at that largest ball of string. Take a picture. Preserve the memory. You will be glad you did.

(P.S. Don't forget to strap Grandma to the top of the car before you head out. They do it in the movies, right?!?!?) We've got this vacation thing down. I know we do!

Julie Pirtle lives in Eagle Point, Oregon. She is a Professional Organizer and owner/operator of Clutter Happens. She also works with clients nationally through video consultations. The Clutter Challenged can reach her on Facebook: [clutterhappens](https://www.facebook.com/clutterhappens) or email her directly: [clutterhappens@yahoo.com](mailto:clutterhappens@yahoo.com)

 *Find a new favorite shop!*  
SEE OUR AD INDEX ON PAGE 17

# ROADTRIP GAMES

License plate game

I spy

Alphabet

Punch buggy

Roadtrip bingo

20 questions

Categories

Fortunately/Unfortunately

Word association

The quiet game

Would you rather

Add to the story

While you were sleeping

Fake news

Press conference



## Grilled Corn with Basil

### Ingredients

8 ears of corn  
Olive Oil  
Salt

### Basil Butter

2 sticks unsalted butter at room temp.  
1 cup basil, loosely packed  
1 tablespoon sea salt



### Directions

1. Preheat the grill to medium hot.
2. Roll corn in a little olive oil and sprinkle it with salt. When the grill is hot, add corn and close the lid. Rotate the corn a few times, until some of the kernels are blistered and the rest a bright and shiny yellow. This shouldn't take longer than 8 minutes. Be careful not to overcook, or the corn will be dry.
3. Meanwhile, add the butter, basil, and salt to a food processor and blend thoroughly. You may need to scrape down the sides once or twice. When the basil is finely chopped and the butter has a light green tint, it's done.
4. When the corn comes off the grill, slather it with the basil butter. Sprinkle with a little more salt if desired. Eat immediately.
5. Note: basil butter can be made ahead and extra basil butter will keep for about a week or two in the fridge. You can roll it into a log with plastic wrap and slice it off as you need it. It's AMAZING on toast.

*Speckled Hen Quilts* All Things Quilting & More!

Spotted Roosters & Speckled Hens... This is where the FUN begins!

Fall in love with our timeless Americana favorites, including Sew America By J. Wecker Frisch

25455 NE Boones Ferry Rd.  
Aurora, OR  
(503) 313-7289

Hours:  
Tuesday-Saturday 10am-4pm  
CLOSED Sunday & Monday

Specializing in 1800's Reproduction fabrics.  
Hen House Chick Quilting accepting quilts...give Karen a call!

[SPECKLEDHENQUILTS.NET](http://SPECKLEDHENQUILTS.NET)  
Henhousechick2@gmail.com

Celebrating 37 years in business!

Visit us on Facebook!

## Grip-Its for Free Motion Quilting

from [www.sewingmates.com](http://www.sewingmates.com)

*No finger scrunching • No Backache • No shoulder stress*  
Lightweight acrylic Grip-Its provide steady control and super traction while quilting on your domestic machine. Clear design allows you to see your pattern and track your previous stitching. The D shape of the grips provide a straight or curved edge to guide repeatable patterns. Easier than gloves you don't need to remove them to thread a needle or change your bobbin. Includes decorative gift bag! See videos on our website.

Greer Mfg and Engineering  
P.O. Box 872 Molalla, OR 97038  
PH: 503-829-4013

*Quality Workmanship ~ Satisfaction Guaranteed*

Welcome to our amazing quilt shop filled with displays, kits & samples to inspire you.

Well worth the drive!  
We have something for everyone!  
We offer Quilt-cations along with our annual Fall & Spring retreats.  
We look forward to your visit!

## Tater Patch Quilts

Merrill, Oregon

**All Pacific Northwest Shop Hop - April and May**  
**Michelle Yeo - Guest Teacher from Australia - May 11th-15th**  
**Fall Quilt Retreat Nov 12th - 15th at Running Y Ranch Resort**  
**30 Year Anniversary Sale - Saturday, Sept 26th**

[www.taterpatchquilts.com](http://www.taterpatchquilts.com) 109 E. Front St., Merrill, OR 97633  
taterpatchquilts.merrill@gmail.com (541) 798-5955  
Monday-Friday 10-4, Saturday 10-2 Downtown Merrill

## Feather your Nest Quilt Store

Fiberworks Collage Classes

What's In-Store!

Thread, Needles, Scissors  
Interfacing, Stabilizers  
Cotton Batting on the Bolt  
Fiberworks Patterns/Kits  
Quality Batiks  
Quilting Cottons  
OVER 200 COLOR PAINTBRUSH STUDIO

Instagram @GreshamFabric  
130 N MAIN AVE. - GRESHAM, OR Extended Summer Hours 971-220-0936



ANTIQUE, CRAFT &  
COLLECTIBLE MALL,  
*The Store you can't ignore!*






**Keeping you keeps us in business!**  
20,000 Square feet, and over 130+ vendors assure our shoppers have a great selection of items to purchase!  
Beautiful furniture, glassware, primitives, vintage accessories, country home décor and hand-made accents all under one roof!  
**IF YOU CAN'T FIND IT HERE, YOU DON'T NEED IT!!!**

**195 East Main Street, Klamath Falls, OR • 541-273-7553**  
[www.Keeperscorner.net](http://www.Keeperscorner.net) • [keeperscorner@charter.net](mailto:keeperscorner@charter.net) • Monday - Saturday 10 - 6



**BITS & BOBBINS**  
QUILT SHOPPE



 (503) 573-0390

 [info@bitsandbobbinsquilts.com](mailto:info@bitsandbobbinsquilts.com)  
[www.bitsandbobbinsquilts.com](http://www.bitsandbobbinsquilts.com)

 1002 N Springbrook Rd, Suite C  
Newberg, OR 97132

Your go-to quilt shop in Newberg for gorgeous fabrics, fun classes and sewing machine service. We have a cozy classroom to sew, learn, and connect. Stop by and get inspired!


Follow us on Facebook & Instagram for updates and class info!

## BOOK REVIEW

# THREADS OF THE PAST:

Stories of Pioneer Women and Their Quilts

by Lanie Tiffenbach



Lanie Tiffenbach has been both an avid genealogist and an avid quilter for many years. She has combined her two passions in the writing of her historical fiction novel, *Threads of the Past*, allowing her immigrant ancestors to tell their stories in their own "voices" in the form of letters or diaries.

Based on extensive genealogical and historical research, seven courageous pioneer women detail their families' immigration to the New World and the dangers, hardships, isolation and terrible losses they found on the raw frontier of Minnesota, as well as their simple joys and successes. Their stories span a time period from the 1850s through the 1930s, and are at the same time heartbreaking and heartwarming, but always grounded in love of family. The book is illustrated with over 100 wonderful vintage photos.

The evolution of quilting in America from the 1850s through the 1930s is woven throughout the stories, with each woman having a special quilt representing her particular era. The women's love of quilting is the "thread" that ties the stories together. In earlier times quilting was a blessing and a joy for women, as it gave them a creative outlet and produced something of beauty in the midst their hard lives. Equally important, their quilting bees relieved their isolation and loneliness and brought them together in friendship with other women. And these things are still true of quilters today!

While this novel will be of special interest to quilters and genealogists, the pioneer women's stories of bravery, faith and endurance will touch the hearts of all women.

*Threads of the Past* can be ordered on Amazon.com or you can email Lanie at [tiffenbach@gmail.com](mailto:tiffenbach@gmail.com).

Entering is easy - simply tell us why you enjoy reading  
The Country Register for your chance to win.

To enter send an email to: [countryregisterorwasales@gmail.com](mailto:countryregisterorwasales@gmail.com),  
or send a letter or postcard to:

The Country Register of Nebraska, PO Box 2015, Belle Fourche, SD 57717.  
The drawing will be held on June 5th. The book will be mailed to the winner and will be announced in an upcoming issue of The Country Register.

## Deepwood Spring Pop-Up Boutique

Sunday, May 3rd & Monday, May 4th, 11am-5pm





Come shop in the Solarium off of the Victorian home's front porch for teacups, jams, vintage pieces, tussie mussies, earrings, & more! A portion of all proceeds benefit the care, preservation, and programs of Deepwood.

Missed this event?  
Visit [DeepwoodMuseum.org](http://DeepwoodMuseum.org) to learn about home and garden tours!



[Info@DeepwoodMuseum.org](mailto:Info@DeepwoodMuseum.org)  
503.363.1825

1116 Mission Street SE  
Salem, OR

 Deepwood Museum  
 [deepwoodmuseum](https://www.instagram.com/deepwoodmuseum)

## Roadtrip Fun Facts by State Oregon

- State capital is Salem
- Population is 4.27 million
- 33rd state, established on February 14th, 1859
- Oregon state nickname is "The Beaver State"
- All 363 miles of Oregon's Coastline is publicly accessible

## Washington

- State capital is Olympia
- Over 8.11 million people reside in Washington
- Established July 16, 1790
- The nation's top producer of apples, hops, pears, blueberries, and sweet cherries. It is also the second-largest wine-producing state.
- The only state named after a president
- Washington holds five major volcanoes: Mount Rainier, Mount St. Helens, Mount Adams, Glacier Peak, and Mount Baker

## Idaho

- State capital is Boise
- Produces 70 different types of gemstones
- Produces 13 billion pounds of potatoes annually
- Admitted as the 43rd state on July 3, 1890
- Over 40% of the state is covered by forests.
- Home to the world largest potato chip
- Has more than 3,000 miles of rivers



*Jean Marie's fabrics*

### NEW FABRICS DAILY!




Quilting Precuts  
Designer Fabrics  
Modern Quilting Cottons  
Traditional Quilting Cottons  
Childrens and Novelty Prints  
Batiks  
Licensed Fabric  
Ruby & Bee and KONA Solids  
Canvas and Heavy Fabrics  
108" Wide Backs  
Flannel, Fleece and Minky  
Knit and Garment Fabrics  
Books, Patterns and Notions  
Garment Alterations/Tailoring  
Long Arm Quilting  
Machine Repairs/Scissor Sharpening  
Quilting & Sewing Classes

110 Main St.  
Downtown Springfield  
Oregon • 97477  
(541) 746-0433  
**SHOP ONLINE:** [jeanmariesfabrics.etsy.com](http://jeanmariesfabrics.etsy.com)


INSTAGRAM: @jeanmariesfabrics  
FACEBOOK: Jean Marie's Fabrics

## HOURS:

Mon - Fri: 10am to 6pm  
Sat: CLOSED  
Sun: 1 to 4pm



Like The Country Register of Washington & Oregon on Facebook!



# Claudson's

## Sew & Soak

Shop on-line @ [www.claudsons.com](http://www.claudsons.com)

Hours: Mon-Fri 10am-5pm, Sat 10am-3pm • Closed Sun

1401 Adams Ave. LaGrande OR (541) 963-6402

ALL PACIFIC NORTHWEST SHOP HOP



# The Purple Frog

## QUILT SHOP

ALL PACIFIC NORTHWEST SHOP HOP  
April 1st - May 31st

Hours:  
Tuesday - Saturday 10AM - 4PM  
Closed Sundays and Mondays

Store updates can be seen at [www.purplefrogquiltshop.com](http://www.purplefrogquiltshop.com) and Facebook or reach us at [purplefrogquiltshop@gmail.com](mailto:purplefrogquiltshop@gmail.com)

Directions:  
Exit 238 on I-5  
Go East 2 mi to stoplight  
Continue .7 mi on 2nd st. shop on left

**890 N. 2nd St.**  
PO Box 254  
Jefferson, Oregon 97352  
541-327-3764 (frog)



Where You Come To Be Sew Inspired

**QUILTER'S COVE**

FABRICS • PATTERNS • NOTIONS

[THEQUILTERSCOVE.COM](http://THEQUILTERSCOVE.COM)

**We've Moved to a NEW Location!**

145 NW Hwy 101, Box 758  
Waldport, OR 97394 - 541-563-4545  
Open Mon - Sat 10 AM - 5 PM - Sun 11 AM - 4 PM

**LARGE SELECTION OF COTTON FABRICS - BATIKS - WOOL - FLANNEL PATTERNS - THREADS - NOTIONS - LASER CUT APPLIQUÉS & KITS - BOOKS**

Shop online at [www.thequilterscove.com](http://www.thequilterscove.com)

Hundreds of Appliqué Patterns, Landscapes and more by your favorite Fabric & Pattern Designers like Helene Knott, Dana Michelle, June Jaeger, McKenna Ryan, Laura Heine, Karen Eckmeier, and many more!








**Highland Quilts**

312 E. Main • Athena, OR 97813  
541-969-6178  
Sun-Fri 10-5 • Closed Saturday

COME SEE OUR \$8 A YARD FABRIC

ALL PACIFIC NORTHWEST SHOP HOP

Facebook icon

**AIRPORT ANTIQUES & THE FURNITURE LADY**  
*Where Everything is Usable and There's Something for Everyone*

GIFTS  
ANTIQUES  
COLLECTABLES  
GOOD USED FURNITURE

1816 NW 51st St, Pendleton OR (I-84 exit 202 & 207)  
pendletonfurniturelady.com

Sign-up for Our FREE Elite VIP Customer Specials!

CHAIR REPAIRS  
SEAT WEAVING  
REFINISHING

Monthly Sales

541-278-0141  
888-222-2397

Hours: Tues-Fri 10:30AM - 6PM  
+April - October, 1st Saturdays 10AM - 3 PM

Follow Us on Facebook icon

# Whitlock's Sewing Center

Handi Quilter OFFICIAL RETAILER

# 1 HANDI QUILTER DEALER IN THE NORTHWEST SALES AND SERVICE

**ARE YOU LONGARM CURIOUS?  
ARE YOU READY TO ENHANCE YOUR SKILLS?**

Unfinished quilts can often feel like a daunting project, but with a few strategic steps, you can transform them into beautiful, completed masterpieces.



Don't miss out on Handi Quilter educational opportunities and the chance to enhance your quilting skills!

QUESTIONS OR TO SIGN UP FOR A CLASS, CALL 888-224-9912.  
Seats fill up quickly, secure your spot today!

1555 12th Street SE, Suite 100, Salem, OR 97302

503-585-7771  
Toll Free: 888-224-9912  
[www.whitlocks.com](http://www.whitlocks.com)


2024 TOP SALES

2024 HQ WAY RETAILER

Facebook, YouTube, Google, Instagram, Pinterest, Email, Print icons

## GIRLFRIEND WISDOM

that perches in the soul and sings  
the tune without the words,  
...is the thing with feathers



Emily Dickinson  
And Never Stops At All.

# HOPE

Emily Dickinson, was a very wise woman! Her connection with nature and virtues like Hope, take us to a more profound level beyond wishful thinking. Hope perseveres through trials and helps us maintain our moral integrity. Hope is the combination of the desire for something and the expectation of receiving it. When Ms. Dickinson connects the concept with nature it gives us a visual and sensual experience. I can just hear that little sparrow singing a song about flying to her babes still within the shell of her eggs.

**GIRLFRIEND WISDOM:**  
Hum a tune of Hope when doubt enters your world, it will calm your mind, lower your heart rate, and bring you some peace!

Joy & Blessings,  
Jody

Girlfriend Wisdom is written and illustrated by Jody Houghton®.  
Color files of this writing and artwork are available: [www.JodyHoughtonDesigns.etsy.com](http://www.JodyHoughtonDesigns.etsy.com)

## Restore It - Don't Strip It!

Restore wood finishes while blending out minor scratches, blemishes & abrasions!



**Remove Heat Rings!**

Restor Finish

- Restores Color To Faded Wood Finishes
- Blends Out Scratches & Blemishes
- Removes White Heat Rings
- Easy Wipe-On, Wipe-Off

Walnut

Removes white heat rings & water marks, sun fade, oxidation, smoke damage & most other blemishes

[www.HowardProducts.com](http://www.HowardProducts.com) - 800-266-9545

# Become Inspired

By Annice Bradley Rockwell



## Soulful Spaces

As spring comes into full bloom, our yards become abundant with life. Our landscape becomes filled with green more and more each day. Our lawns are transformed and vibrant. The trees that line our country property are showing signs of increased vitality. Our perennial gardens seem to beckon us to enjoy some time getting back to a task we love—nurturing the herbs and flowers that have become a soulful part of what we call home.

With temperatures gently warming and daylight hours stretching out before us, this time of year is indeed a blessing. Spring is the ideal time to tackle some of the tasks we have planned all winter long. Whether it is mending our Williamsburg-style fence or putting a fresh coat of paint on our batten doors, spring often affords us both the weather and the motivation to bring our ideas to life. And at the end of the day, after all of the hard work, the satisfaction felt as you look upon the fresh improvements will be a sweet, welcomed reward to be enjoyed all season long.

## Creating Interest and Delight

Preparing and decorating our outdoor spaces is time well spent. As we sip our early morning coffee on our stone patio on one of the first warm mornings, we may come up with special country touches that will add interest and delight to our outdoor spaces. Woven bee skeps are a signature country motif that can be put on a large, seasoned stump or tall post as a focal point to enjoy. Country accents like tall, colorful birdhouses can be hung against the backdrop of a primitive fence to add color amongst the growing herbs. A sundial can be mounted on a hand-hewn post to become a central image in the kitchen clipping garden.

When it comes time to harvest our first batches of tender herbs, there is nothing like bringing out our sturdy, splint gathering baskets to assist in this joyful country task. As we gather, bind, and hang our first bundles of sage, sweet marjoram, and lemon balm, we are easily inspired, for this is only the beginning. Our gardens, whether culinary, medicinal, or decorative will serve us well with our generous care. And in exchange for our efforts our reward will be a feeling of true peace that comes with deep connection.

## Honoring True Beauty

This season take time to savor the simple yet significant gifts of spring. Delight in being surrounded by true moments of beauty—like the unexpected return of your first hummingbird, or the vibrant first blooms of the lilac bush that graced your front stepstone for generations. Take comfort in knowing that these reminders will always be around us if we take the time to honor them.

--Annice Bradley Rockwell is an educator and owner of Pomfret Antiques. She is currently working on her book, *New England Girl*.  
NewEnglandGirl2012@hotmail.com



**Grandma's Attic**  
Sewing Emporium, Inc.  
167 SW Court St. - Dallas, OR

*Visit Us for Fabric Fun!*

- Whole Wall of Lori Holt fabrics, patterns, and gifts
- Huge Redwork embroidery department
- Tons of reproductions--19th Century to 1960s
- Beautiful Batiks/Fun Novelties

(503) 623-0451 | (888) 835-7397  
Hours: Monday - Saturday 10 am - 4 pm

We're always open online! [GrandmasAtticQuilting.com](http://GrandmasAtticQuilting.com)

ALL PACIFIC NORTHWEST SHOP HOP

ALL PACIFIC NORTHWEST SHOP HOP

*Sew Dee-Liteful*  
*Quilt Shop*

*"Quilting is my Deelite"*

Great news! We are now open Seven Days a week, 10 am-4 pm!  
May Shop Hop Hours: 9am-4pm Mon-Sat, 10am-4pm Sun

45 SE D Street  
Madras, OR 97741  
541-579-0509

Shop online: [www.sewdeeliteful.com](http://www.sewdeeliteful.com)  
Free Shipping on orders over \$75  
[SewDeeLiteful@gmail.com](mailto:SewDeeLiteful@gmail.com)

**Finally Together Quilt Shop**

8,000 Bolts of Beautiful Fabrics  
Patterns, Books and Notions

Long-Arm Services  
Edge to Edge

25 years of experience  
Established 2003

Large Shannon Fabric,  
90 inch wide ~ Great For Backing

Also large variety of  
108 inch Backing Fabric

Over 220 Quilts on Display

Shop Hours:  
Tuesday through Saturday 9-5  
Closed Sunday & Monday

54 West Ash St.  
Lebanon, OR 97355  
541.258.6006

ALL PACIFIC NORTHWEST SHOP HOP

STARS, STRIPES & STITCHES.

# A Milestone Nine-TEA-eth Party

By Lydia E. Harris

"Your table looks lovely," my friend said as she admired the bouquet I had arranged for our teatime. My favorite part of serving tea is creating a lovely setting. If possible, I like to include fresh flowers on the table along with the pretty teacups, linens, and tasty tidbits. Whether tea parties are simple or sumptuous, fresh flowers create a fragrant and beau-TEA-ful welcome.

Would you like to try your hand at arranging a floral centerpiece? If so, here are some tips to get started.

## Quick and Easy Arrangements

1. Select flowers and greenery from a local market or your garden. Choose mixed bouquets to complement your dishes and table linens for a spring garden feel. Or pick a single accent color for a more striking look. If possible, arrange the centerpiece the day before so you can focus on preparing food on the party day. Set the bouquet in the coolest part of your home overnight so flowers won't open and wilt.

2. Use an upright vase that fans out at the top and allows flowers to spread naturally rather than stand at attention. A neutral or clear vase will complement rather than compete with the arrangement. Fill the vase about three-fourths full of water. Keep the flowers in water until you are ready to arrange them.

3. Arrange the flowers in your hand, adding one flower stem at a time until the head of the bouquet looks attractive and is the size you wish. Hold the bouquet next to the vase to determine the proper height. Then use a sharp knife rather than scissors to cut the stems diagonally to the correct length. Scissors pinch the stems shut so they cannot drink water. Remove the leaves below the water line to eliminate decay and to extend flower life.



4. Place the flowers in the vase and let them fan out. Then trim the stems of the outer flowers slightly shorter. Be sure the bouquet is low enough so guests can see one another across the table. For added color, tie a ribbon around the mouth of the vase to coordinate with the napkins. Add more water as needed and enjoy your lovely bouquet.

5. For a spur-of-the-moment tea time or when you do not have time to arrange flowers, simply float blossoms and leaves in a glass bowl. Flowers like camellias and hydrangeas work well for this.

## Creativi-TEA

Glass vases or bowls aren't the only option to use for containers. Anything that holds water will work. To make a small bouquet for a card table, use a cup and saucer, a small cream pitcher or even a gravy boat.

For a larger table, consider a teapot. One of my favorite containers is a cracked floral teapot I bought at a rummage sale for a nickel. I place a small jar inside to hold water and arrange the bouquet so ivy trails over the sides to hide the crack. Select any container with personali-TEA.

Fresh flowers perk up not only your table but your guests as well. The welcoming beauty and fragrance of flowers cheerfully announce that "It's Time for Tea!"

To add a special touch, you could serve flowering tea at your teatime. (See Lydia's Idea File for more information.)

After teatime, I sometimes send the flowers home with guests so the beauty and fragrance of our time together can linger.

I'm ready to plan a beau-TEA-ful teatime. Won't you join me?

*Lydia E. Harris enjoys serving tea to family and friends. Her books for grandparents are: Preparing My Heart for Grandparenting, In the Kitchen with Grandma, and GRAND Moments: Devotions Inspired by Grandkids. All are available at amazon.com or can be ordered through local bookstores.*



## Lydia's Idea File: Flowering Tea Balls

April showers bring May flowers and sometimes they even bloom in teapots. You can purchase flowering tea balls to brew tea. The tea balls are made by hand-stitching tea leaves and flowers together in various shapes before drying them. When you brew a blooming tea ball in glass cups or teapots you can watch them unfurl before your eyes, creating delicious tea along with a beautiful display. Adding them to a menu is like serving champagne or caviar—it seems elegant and a bit extravagant.

Local tea merchants or tearooms may sell flowering teas. Or check the internet for other sources. Many can be found on Etsy, including organic ones. Flowering tea adds a special delight to teatimes. They also make popular gifts, especially for occasions like Mother's Day.



# The Great American Roadtrip Starts Here

By Anna Engen, Staff Writer

There is something timeless about a road trip. The hum of tires on the pavement, a cooler packed with snacks, the anticipation of what lies around the next bend. For many, the National Parks aren't just destinations on a map, they are the backdrops of our family memories and the preserved heart of our American Heritage. As we move into May and June, the gates swing open to some of the most breathtaking landscapes in the world. We invite you to roll down your windows, breathe in the fresh spring air, and explore the natural wonders right in our backyards!

In the Pacific Northwest, the skyline is defined by the peaks of the Cascades and the rugged beauty of the coast. Mount Rainier National Park stands as a towering icon, where May and June bring a spectacular state of transition. While the high subalpine meadows may still hold a dusting of winter snow, the lower elevations are bursting with life. The glacial melt fills the waterfalls to their thundering peak, and the ancient forests of Douglas firs and western red cedars provide a lush, emerald canopy that is synonymous with our region's natural heritage.

The journey continues toward the coast at Olympic National Park, offering a 'three-in-one' adventure that is perfect for a late spring road trip. You can wander through the moss-

draped silence of the Hoh Rain Forest, where the ferns are at their most vibrant, then head to the rugged shoreline to watch the mist roll over the sea. Further south, the landscape reveals the crown jewel of the region at Crater Lake National Park. Known for having some of the clearest and deepest water in the world, the lake is an awe-inspiring sight in the late spring light. Whether you are starting from the misty coastlines of Washington or the high desert plateaus of Oregon, these parks form a spectacular Pacific Northwest loop that showcases the best of our corner of the world.

As you plan your journey, remember that the heart of any road trip is found in the miles between the milestones. Pull over for the roadside fruit stand, wander through the local antique shops, and enjoy a slice of pie or ice cream in the small towns that serve as the gateways to our parks. Most importantly, bring your camera and a spirit of adventure. The road is calling, and our incredible world is waiting for you.



## IN THE GARDEN

WE CUT OUR KITCHEN GARDEN RIGHT OUT OF THE CENTER OF OUR LAWN & PUT A PICKET FENCE ALL THE WAY AROUND IT. ♥ HERE ARE SOME IDEAS FOR OTHER GARDENS ♥

Butterfly Garden  
White Garden  
Water Garden  
Herb Garden  
Knot Garden

The Secret Garden  
Perennial Garden  
Wildflower Garden

Potted Garden  
Cutting Garden  
Hummingbird Garden  
Meditation Garden  
Rose Garden  
Rock Garden

TO PLANT A SEED IS A HOPEFUL DEED



When I hear the CHIMES in my garden it's like fairies are going by.

I AM WEARY OF SWORDS & COURTS & KINGS. LET US GO INTO THE GARDEN. Mary Johnston

Find lots more about the garden in Susan's new Summer Book at [www.susanbranch.com](http://www.susanbranch.com) ~ Happy Spring! 'Tis the Season!

# SCRAPS & CRAFTS What COULD be Better?

By Deb Heatherly

Summer is a great time to pull out your scraps and put them to use! Scraps not only make great scrap quilts but fun crafts as well. Here are a few ideas for scrap projects to make with your grandchildren or other young people in your life. You can also donate scraps to a friend teaching a summer camp or to someone teaching crafts at Bible school.



For the youngest, cut a variety of colorful squares, rectangles and triangles from the scraps. Add paper, crayons or colored pencils, ribbon or twine and a glue stick, and you have everything you need! These items will be like paint to a young artists mind. As an added bonus you will be teaching about shapes. Small rectangles can be the petals and leaves for a flower. Triangles can be the sails of a boat. Small squares can be eyes and a rectangle can be a mouth on a funny face. The ideas are endless.

Older children, with a bit more patience, might enjoy using small snips in a collage. Tiny pieces can be glued to a drawing they create or use a coloring book page as the backdrop. Color the drawing or page first, then glue tiny bits of like colors on the page. Provide tweezers to help them carefully place the small bits and scissors for needed trimming. As a bonus, provide them with a small clear Christmas ornament in which they can place leftover bits. This ornament will memorialize a fun day.

Those old enough to use a rotary cutter and sewing machine (with supervision of course), are sure to love making the popular "hot dog" pillowcases. If you are not familiar with these, just google "hot dog pillowcase" for a tutorial. The term comes from the technique of rolling up the fabric and then pulling it out on one end. When I owned my quilt shop, this was always a favorite project for my kids club. They loved making them for themselves and as gifts. If you have an embroidery machine, let them personalize them! The look of fascination and delight as they watch the machine stitch out their name always made me smile.

Another favorite of my kids club was anything that lets them play with buttons. This mini flag is a perfect project to celebrate our country's 250th. You will need (1) 6 1/2" square of blue, (3) 1 1/2" x 7 1/2" and (2) 1 1/2" x 12 1/2" strips of red, (2) 1 1/2" x 7 1/2" and (2) 1 1/2" x 12 1/2" strips of white. Sew the 1 1/2" x 7 1/2" strips together and add to the right of the blue square. Sew the 12 1/2" strips together and add below. Sew on buttons in the blue square in any formation. (I added some white chenille on the white strips but that is optional). You can make this into a mini quilt or add a back to make it into a pillow.

Summer is for memories and nothing could be better than creating those memories with the younger generation. When you take the time to instill the love of creation, you do more than just use up a few scraps, you plant the seed of creativity that will last a lifetime. Who knows, the craft you teach today could be a craft they will pass on for generations to come.

Deb Heatherly is a designer for Creative Grids® rulers and the author of eight popular pattern books. Creative Grids® fans are invited to join her Facebook group, "Grids Girls," for tips and inspiration and two free mysteries each year. <https://www.facebook.com/groups/770429649800457/>.

Shop Owners are invited to join her group just for you, "Grids Girls for Quilt Shop Owners Only" <https://www.facebook.com/groups/273593657256524>.

Visit Deb's website at [www.Debscatsnquilts.com](http://www.Debscatsnquilts.com)



## QUILT SHOW *Reno*

**JUNE 11-13, 2026**

**GRAND SIERRA RESORT**  
Silver State Pavilion  
2500 E. Second Street, Reno, NV 89595

**FREE PARKING**

- ✦ Exciting Vendor Mall ✦ Quilt Exhibits
- ✦ Top Industry Educators ✦ Classes For All Levels
- ✦ WIN Gift Certificates and **GRAND PRIZES**
- ✦ Make & Take's ✦ Free Stage Presentations
- ✦ Event "Quilts from the Sea & Beyond" by **ROB APPELL**

**Show Hours**  
Thursday & Friday 10 am - 5 pm  
Saturday 10 am - 4 pm  
Classes begin Tues. - June 9th

**Admission**  
1-Day \$12  
\$10 with this AD  
2-Day \$18 • 3-Day \$25  
(coupons do not apply)

TICKETS: Available on Black Friday  
"Check out our Facebook for Details"

Special Thanks to our Platinum Sponsors

**Sierra Sewing Quilting & Yarns**

**www.QuiltShowReno.com**



*Professional Services*



Ask me about my "Best Selling Book"  
*The T-shirt Quilt*  
Design and Create Your Own Memory Quilt  
Available at Amazon & select local quilt stores.

Custom Long Arm Quilting - Computerized Edge to Edge

**Award-Winning Longarm Quilt Finishing You Can Trust**  
[www.MariesCustomQuilting.com](http://www.MariesCustomQuilting.com)  
(503) 481-5117 | [marieanderson0@hotmail.com](mailto:marieanderson0@hotmail.com) | 59 NE 3rd St, Gresham, OR

**- LONGARM QUILTING -**  
Your 1-stop-shop for all quilt finishing services!  
Mail-ins welcome & local drops in the  
Vancouver, WA area.

Scan here for details!

Edge-to-edge, Custom, and T-shirt/Memory Quilt maker, too!

Mention this ad for 15% off your next edge-to-edge booking.  
Code: COUNTRY15 on the booking form

C2QUILTING.COM @C2QUILTING

## Advertiser Directory by Name

**OREGON**

Airport Antiques • Pendleton, OR	12
Aurora Colony Museum • Aurora, OR	4
Belly Acres Twisted Stitchery • Mount Vernon, OR	5
Bits & Bobbins • Newburg, OR	10
Cedar Ridge Quilts • Oregon City, OR	5
Claudson • LaGrande, OR	11
Costal Quilters • Newport, OR	4
Deepwood Museum & Gardens • Salem, OR	10
Finally Together Quilt Shop • Lebanon, OR	13
Geer Mfg. & Engineering • Molalla, OR	9
Grandma's Attic • Dallas, OR	13
Gresham Fabric • Gresham, OR	9
Highland Quilts • Athena, OR	12
Howard Products •	12
Its Sew Brookings • Brookings, OR	6
Jean Marie's Fabrics • Springfield, OR	11
Joy of Quilting • Florence, OR	6
Keepers Corner • Klamath Falls, OR	10
Kruusn Quilt Shop & Retreat Center • Coos Bay, OR	7
Latimer Quilt & Textile Center • Tillamook, OR	8
Marie's Custom Quilting • Gresham, OR	16
Oregon Coast Shop Hop • OR	7
Paramount Sewing & Vacuum • Eugene & Salem, OR	5
Patchwork Oasis • Newport, OR	7
Purple Frog Quilt Shop • Jefferson, OR	11
Quilters Cove • Waldport, OR	11
Rae's Quilt Shop • Warrenton, OR	4
Rogue Valley Piecemakers - 45th Annual Quilt Show • Grant Pass, OR	8
Sew Dee-Liteful Quilt Shop • Madras, OR	13
Sharon's Attic • Hillsboro, OR	8
Sisters Outdoor Quilt Show • Sisters, OR	4
Speckled Hen Quilt • Aurora, OR	9
Tater Patch Quilts • Merrill, OR	19
Whitlock's Sewing Center • Salem, OR	12

**IDAHO & NEVADA**

Quilt Show Reno • Reno, NV	16
----------------------------	----

**WASHINGTON**

Anything Grows • Richland, WA	21
C Squared Quilting • Brush Prairie, WA	16
Cin-a-mon Stick and the Country Cupboard • Snohomish, WA	22
Covington Quilters Quilt Shop • Covington, WA	21
Creative Union Fabrics • Port Townsend, WA	22
Crazy Quilter • Lind, WA	20
Diane's Longarm Quilting • WA	19
Fabric 108 • Kennewick, WA	22
Fort Walla Walla Museum • Walla Walla, WA	23
Front Porch Quilts • Buckley, WA	22
KISSED Quilts • Grand Coulee, WA	20
Klicker's Berries & Antiques • Walla Walla, WA	23
Knotty Stitches • Castle Rock, WA	20
Mukilteo Garden & Quilt Tour • Mukilteo, WA	24
North Central Washington Quilt Guild • Wenatchee, WA	21
Quilt Harbor • Aberdeen, WA	20
Quilter's Café • Yakima, WA	22
Sewing Basket & Quilted Country Inn • Prosser, WA	19
Sidney Museum and Arts Association • Port Orchard, WA	22
Sunnyside Christian Thrift Shop • Sunnyside, WA	19
Victorian Connection • Kennewick, WA	19
Western WA Quilt Shop Hop • WA	18
Walla Walla Sew & Vac • Walla Walla, WA	23
Walla Walla Valley Quilt Festival • Walla Walla, WA	23
Washington State Quilters - Patchwork & Pitstops • Greater Spokane Area, WA	20
White Bluffs Quilt Museum • Richland, WA	19

## Advertiser Directory by Location

**OREGON**

Athena, OR • Highland Quilts • Athena, OR	12
Aurora, OR • Aurora Colony Museum	4
Aurora, OR • Speckled Hen Quilt	9
Brookings, OR • Its Sew Brookings	6
Coos Bay, OR • Kruusn Quilt Shop & Retreat Center	6
Dallas, OR • Grandma's Attic	13
Eugene & Salem, OR • Paramount Sewing & Vacuum	5
Florence, OR • Joy of Quilting	6
Grant Pass, OR • Rogue Valley Piecemakers - 45th Annual Quilt Show	8
Gresham, OR • Gresham Fabric	9
Gresham, OR • Marie's Custom Quilting	16
Hillsboro, OR • Sharon's Attic	8
Jefferson, OR • Purple Frog Quilt Shop	11
Klamath Falls, OR • Keepers Corner	10
LaGrande, OR • Claudson	11
Lebanon, OR • Finally Together Quilt Shop	13
Madras, OR • Sew Dee-Liteful Quilt Shop	13
Merrill, OR • Tater Patch Quilts	9
Molalla, OR • Geer Mfg. & Engineering	9
Mount Vernon, OR • Belly Acres Twisted Stitchery	5
Newburg, OR • Bits & Bobbins	10
Newport, OR • Costal Quilters	4
Newport, OR • Patchwork Oasis	5
Oregon City, OR • Cedar Ridge Quilts	5
Pendleton, OR • Airport Antiques	12
Salem, OR • Deepwood Museum & Gardens	10
Salem, OR • Whitlock's Sewing Center	12
Sisters, OR • Sisters Outdoor Quilt Show	4
Springfield, OR • Jean Marie's Fabrics	14
Tillamook, OR • Latimer Quilt & Textile Center	8
Waldport, OR • Quilters Cove	11
Warrenton, OR • Rae's Quilt Shop	4
OR • Oregon Coast Shop Hop	7
Howard Products	12

**IDAHO & NEVADA**

Reno, NV • Quilt Show Reno	16
----------------------------	----

**WASHINGTON**

Aberdeen, WA • Quilt Harbor	20
Buckley, WA • Front Porch Quilts	22
Brush Prairie, WA • C Squared Quilting	16
Castle Rock, WA • Knotty Stitches	20
Covington, WA • Covington Quilters Quilt Shop	21
Grand Coulee, WA • KISSED Quilts	20
Kennewick, WA • Fabric 108	22
Kennewick, WA • Victorian Connection	19
Lind, WA • Crazy Quilter	20
Mukilteo, WA • Mukilteo Garden & Quilt Tour	24
Prosser, WA • Sewing Basket & Quilted Country Inn	19
Port Orchard, WA • Sidney Museum and Arts Association	22
Port Townsend, WA • Creative Union Fabrics	22
Richland, WA • Anything Grows	21
Richland, WA • White Bluffs Quilt Museum	19
Snohomish, WA • Cin-a-mon Stick and the Country Cupboard	22
Spokane (Greater Area), WA • Washington State Quilters - Patchwork & Pitstops	20
Sunnyside, WA • Sunnyside Christian Thrift Shop	19
Walla Walla, WA • Fort Walla Walla Museum	23
Walla Walla, WA • Klicker's Berries & Antiques	23
Walla Walla, WA • Walla Walla Sew & Vac	23
Walla Walla, WA • Walla Walla Valley Quilt Festival	23
Wenatchee, WA • North Central Washington Quilt Guild	21
Yakima, WA • Quilter's Café	22
WA • Diane's Longarm Quilting	19
WA • Western WA Quilt Shop Hop	18



# WELCOME TO WASHINGTON!

Join us as we explore the state of Washington and their shops and events. The great state has much to see and offer. And is close to many connecting Oregon shops and events as well!

## Your Passport to Western WA

Independently owned quilt shops from Lynden to Vancouver invite you to participate in the 27th Western Washington Quilt Shop Hop shopping extravaganza beginning on June 15th and continuing through June 28th. This fourteen-day event is sponsored in conjunction with the Western Washington Quilt Shop Association and 35 locally owned quilt shops in Western Washington.

Shop Hop hours at all participating shops are 10 a.m. to 5 p.m., Monday to Saturday, and 10 a.m. to 3 p.m. on Sunday. Pick up a passport at any participating shop after June 1st and, as you travel on the Hop, be sure to have your passport stamped at each shop you visit and receive your free block pattern.

A fabric kit will be available for purchase at each shop and will contain all of the fabric needed to complete the block. Each shop's block is unique, and pricing may vary from store to store. Please, only one free pattern is provided per person—and you must be present to have your passport stamped and receive a block.

Prizes include: two gift cards for in-shop shopping sprees—one for \$500 and one for \$250; twenty gift boxes filled with fabric, books, patterns and notions—retail value approx. \$150/each; and seventy \$20 gift certificates redeemable at the issuing shop. Many shops will be holding drawings/raffles within their stores.

This year's exclusive Shop Hop fabric was designed by In the Beginning Fabrics and Clothworks Textiles. Both companies are Seattle-based and design exclusive fabrics for the annual Shop Hop. The fabric is available for a limited time and only from participating shops. You may pre-order the fabric and pick it up on the first day of the Shop Hop. Once it's gone, it's gone forever!

This year's fabric design is a blue and white aquatic theme. Starfish, sea creatures and a gorgeous water print will make you want to head to the beach!

Visit [www.washingtonquiltshophop.com](http://www.washingtonquiltshophop.com) for a complete listing of participating shops, a downloadable brochure, passport information and everything you need to plan a fun shop hopping excursion. Also, like or follow on Facebook at <https://www.facebook.com/wwqsha>.

# Western Washington Quilt Shop Hop 2026 June 15th~28th

**Shop Hop Hours**  
Monday to Saturday 10 am to 5 pm  
Sunday 10 am to 3 pm

[www.washingtonquiltshophop.com](http://www.washingtonquiltshophop.com)

Sponsored by  
**Clothworks**™ and In The Beginning *fabrics*

**Enter to Win a \$25 Gift Certificate**

The Country Register is giving away one \$25 Gift Certificate to be spent at a local advertising Shop to one of our lucky readers! Use it to go shopping at your favorite Country Register advertiser. The drawing will be held on June 2nd and the winner will be announced in our July/August 2026 issue. The gift certificate will be mailed to the winner.

**Entry Deadline is June 1st, 2026**  
(Names are not sold, given away or used for any other purpose.)

**Drawing Entry Form**

Name: \_\_\_\_\_

Phone: \_\_\_\_\_

Address: \_\_\_\_\_

City: \_\_\_\_\_ State: \_\_\_\_\_ Zip: \_\_\_\_\_

Email Address: \_\_\_\_\_

Name of my favorite Country Register advertiser is: \_\_\_\_\_

Tell us what makes this advertiser you favorite: \_\_\_\_\_

\_\_\_\_\_

To enter, complete this form and mail to:  
**The Country Register, PO Box 2015, Belle Fourche, SD 57717**  
(Photocopy of form is fine. Be sure to answer all questions.)

Or email the information to: [countryregisterORWAsales@gmail.com](mailto:countryregisterORWAsales@gmail.com)  
and put "Gift Certificate" in the subject line.

Please tell us about a local quilt shop, antique store, gift shop, etc that you would like to see advertising in that you would like to see advertising in the special Winter issue of The Country Register:  
\_\_\_\_\_  
\_\_\_\_\_

**Victorian-Connection**  
*"Step into the past & present of Victorian Elegance"*  
*A distinctive collection of quality decorative accessories unique personal & charming gifts for the home or office*

**MOTHER'S DAY TEAS**  
**May 1st, 2nd, 3rd, 8th, 9th and 10th**  
(Reservations Only)

- Tea Accessories • Fine China
- Heritage Linen & Lace
- Premium Loose and Boxed Teas
- Afternoon Tea (Reservations only)

**2531 W Kennewick Ave.**  
**Kennewick**  
**(509) 783-3618**

[victorianconnectiongiftswa.com](http://victorianconnectiongiftswa.com)  
email [victorianconnections@gmail.com](mailto:victorianconnections@gmail.com)

**NEW EXHIBIT!**  
April - August

**Threads of Our Nation**  
In Celebration of America's 250<sup>th</sup> Anniversary

Contemporary and vintage quilts  
in red, white, and blue!

**White Bluffs Quilt Museum**  
294 Torbett Street, Richland, WA



**The Quilters Cafe**  
*Quality Fabrics, Books and Patterns,  
Batting, Notions, Classes and FUN*

Westpark Shopping Center, 4001 Summitview, Suite 21,  
Yakima WA, 98908 509.452.8666

[www.thequilterscafe.us](http://www.thequilterscafe.us)  
[thequilterscafe@gmail.com](mailto:thequilterscafe@gmail.com)

**Kimberbell Certified Shop**  
Authorized **BERNINA** Dealer & Tech Service in Yakima

Hours: Tue - Sat 10-5 • Sun & Mon Closed

Find us on Facebook!

**The Sewing Basket & Quilted Country Inn**

Come and enjoy a quilting retreat by the river.  
14,000 bolts of fabrics (located next to store)

1108 Wine Country Road in Prosser • Tue-Sat 10-3  
[www.prossersewingbasket.com](http://www.prossersewingbasket.com) • 509-786-7367

**Diane's Longarm Quilting**

Edge to Edge Quilting (any size), Baby Quilts, Wall Hangings & Table Runners. Machine Stitched. Binding & Custom Quilt Labeling also available. Basting Quilts is available for hand-quilted projects.

Discover the art of quilting with precision and passion. I transform your fabric into cherished heirlooms.

[Dianeslongarmquilting.com](http://Dianeslongarmquilting.com)  
Diane Jones, 509-508-1360 | [Diane@dianeslongarmquilting.com](mailto:Diane@dianeslongarmquilting.com)  
Located in Selah, WA - Mail-ins welcome! | PO Box 302, Selah WA 98942



**Greater Spokane Area Shop Hop 2026**  
**"Patchwork and Pit Stops"**  
**May 5th through May 9th**

Pick up your free passport at your first shop  
 Brought to you by the Washington State Quilters  
 For more info about participating shops, how to participate,  
 prizes and more, visit: <https://wsqspokane.org/home/shophop>  
 or following their Facebook & Instagram pages to see Updates for the Shop Hop:  
**facebook.com/WSQSpokane; instagam.com/spokanewsq**



[www.thecountryregister.com/oregon](http://www.thecountryregister.com/oregon)  
[www.thecountryregister.com/washington](http://www.thecountryregister.com/washington)

**FABRIC & YARN**  
**Knotty Stitches**  
**BOUQUETTE**

*New Location in Moses Lake!*  
 4734 Stratford Rd NE, Suite B  
 Moses Lake, WA 98837  
**509-705-7337**  
**Mon-Fri 10am-4pm**  
[www.knottystitches.net](http://www.knottystitches.net)  
 @knottystitcheswa

**Crazy Quilter**  
 Quilting Supplies and Retreat

**Barn Quilt Painting Class**  
**July 11th 10 am - 4:30 pm**  
**Get your deposit in to save your space!**

**Hours:**  
 Monday-Friday 10-3pm  
 or by appointment on  
 evenings and weekends  
**509-677-3335**

**Full food service,  
 stairlift, and now 20 beds  
 for retreaters!**

[www.crazyquilterstore.com](http://www.crazyquilterstore.com)  
 The retreat: 316 North I St.  
 The store: 119 North I St.  
 Lind, WA . 99341

**Quilt Harbor**  
 Authorized BERNINA Sewing Machine Sales & Repairs  
 Quilting Fabrics & Supplies

**SELLING FABRIC & BERNINA SEWING MACHINES.  
 WE SERVICE & REPAIR ALL MACHINES.**

**Ken & Susan Rausch**  
 PHONE 360-532-1200  
[www.quiltharbor.com](http://www.quiltharbor.com)

**Hours: M-F 10-3  
 Closed Sat & Sun  
 Closed May 23-31**

208 S. Broadway  
 Aberdeen, WA 98520  
 EMAIL [quiltharbor@msn.com](mailto:quiltharbor@msn.com)  
 FB: aberdeenquiltharbor

*Celebrate Earth Day!*

by Marlene Oddie

In celebration of Earth Day, I'm sharing two new designs with fabrics shipping June 2026 to a local quilt shop.

I revisited an old friend when using a new Lumin Fabrics/Island Batik collection – Fossil Finesse. I originally designed this 'jewels' quilt in 2009 for a wedding. The version was called Peacock Jewels. With this new collection I used two slightly different background whites so you can see uniquely bordered jewels but also see white stars. The jewel tones and motifs in this fabric collection felt perfect for this quilt pattern. I enjoyed custom quilting it to really show it off!



Earth's Essence is another Lumin Fabrics/Island Batik collection shipping soon. I used a fat quarter bundle of the collection to make this City Windows pattern. It really maximizes the use of a fat quarter and shows off some of those larger print elements in the collection.

Ask at your local quilt shop that carries Island Batik fabrics for these fabrics and patterns.

Marlene Oddie ([marlene@kissedquilts.com](mailto:marlene@kissedquilts.com)) is an engineer by education, project manager by profession and now a quilter by passion in Grand Coulee, WA at her quilt shop,

KISSed Quilts. She quilts for hire on a Gammill Optimum Plus but especially enjoys designing quilts and assisting in the creation of a meaningful treasure for the recipient. Fabric, patterns, kits and templates are available at <http://www.kissedquilts.com>. Follow Marlene's adventures via <http://www.facebook.com/kissedquilts> and <https://www.instagram.com/marlene.kissedquilts>

**KISSED**  
 Q.U.I.L.T.S

Keeping it Simple and Stunning

219 Main Street, Grand Coulee, WA  
[marlene@kissedquilts.com](mailto:marlene@kissedquilts.com)  
 ph: 509-386-5715

**We Moved!**

ALL PACIFIC NORTHWEST SHOP HOP

Passport Magazines, Kits and Supplies Available

**Quilting Supplies, Services and Support**  
[www.kissedquilts.com](http://www.kissedquilts.com)  
 fabric, batting, wide backs, notions and long-arm machine services  
 Sunday-Friday – by appointment  
 Engineer by Education, Project Manager by Profession, Quilter by Passion



# Quilts....Legacy of Love

Covington Quilters Guild's (COG)'s 26th Annual Quilt Show "Legacy of Love" will be held on July 24-25, 2026. Quilting legacies reflect the history and values of a community or family inspiring new generations to engage in the art of quilting.

More than 120 quilts will be on display, created by members of the guild ranging from seasoned quilters to newcomers showcasing a wide variety of techniques.

Come and enjoy the many attractions at the show.

- \* Two Raffle Quilts with one winner drawn on Saturday
- \* Tea Room \* Bed turning demonstrations
- \* Quilts, Table Runners and Barn Quilts for suggested donation
- \* Silent Auction for additional information
- \* Sales Room featuring fabrics, notions, and more
- \* Presentations from the guild's Hugs group and Featherweight group.

This year's challenge is the guild's "America the Beautiful" Miniature Quilt Challenge. It highlights the rich history of quilting from ancient examples found in Egypt around 400 BC to iconic American traditions. Stories include Betsy Ross and the original US Flag, Civil War-era quilt block symbols used along the Underground Railroad and the development of barn quilts representing all 50 states.

Covington Quilters is a 501(C)(3) nonprofit organization dedicated to sharing the love and knowledge of quilting while supporting the community through quilt donations. The Guild fulfills its mission through an annual quilt show, monthly meetings with local speakers, workshops, retreats, and extensive quilt donations to: Cancer Centers at Covington/Auburn Multi-Care, PICC, Valley Medical Center, Vine Maple Place, See You Later Foundation, Nurse Family Partnership and Sleep in Heavenly Peace.

The COG meets the first Thursday of each month at 7 pm at the Maple Valley Community Center - 22010 SE 248th St., Maple Valley, WA. Visitors are welcome to attend two free meetings per year and may join regardless of age, residency or quilting experience. The guild looks forward to growing its membership to better serve the community through the shared love of quilting and quilting fellowship.

Learn more about COG and the quilt show at: <https://covingtonquilters.org>.

**SAVE THE DATE**  
Wenatchee, WA

## Quilt & Fiber Art Show

**August 14 & 15, 2026**

**Friday & Saturday, 9am-5pm**  
Town Toyota Center, 1300 Walla Walla Avenue

SPONSORED BY: North Central Washington Quilt Guild.  
**More information at [www.nwquilt.org](http://www.nwquilt.org)**






**FOLLOW US ON FACEBOOK!**  
We want to connect with you!

# Quilts.... Legacy of Love



scan here:



**Covington Quilter's  
Quilt Show**  
July 24-25, 2026  
10am - 4pm  
Jenkins Creek Elementary School  
26915 186th Ave SE, Covington  
\$10 Suggested Donation  
Ages 12 & under, free

**By the Yard**® © 2025 Jennifer Lopez



I HEARD THAT IF YOU SEW WITH FABRIC FROM YOUR STASH THEN THIS NEW QUILT WON'T COST YOU ANYTHING!

WITH ALL THE MONEY I'LL SAVE, I CAN BUY MORE FABRIC!

[www.bytheyardcomics.com](http://www.bytheyardcomics.com)



**ANYTHING GROWS**  
Premier Garden Supply

indoor • outdoor • organics • house plants

(509) 396-3029



1625 Columbia Park Trail • Richland WA 99352 • Open 7 Days a Week  
[www.anythinggrowsllc.com](http://www.anythinggrowsllc.com)

Cin-a-mon Stick  
and the  
Country Cupboard  
are together at:



1102 1st St.  
Snohomish, WA 98290  
360-568-7077  
Shopkeeper: MaraLee Gibson

PRIMITIVES ★ COLONIAL ★ FARMHOUSE

**Front Porch Quilts**  
*Selling Quality Fabrics for Less*

Lori Holt's Sew Along  
"Thanksgiving at Grandma's"  
Call or come to reserve your kit  
Limited Kits Available  
Arriving in July

Hours:  
Wed-Fri 10am-5pm  
Saturday 10am-4pm  
Closed Sun, Mon & Tues

Offering  
Professional  
Longarm  
Services

Come visit us at our shop located at  
832 Main St., Buckley, WA 98321 • 360-761-7185

Like us on



**PLACE YOUR AD WITH OUR SALES TEAM!**  
Patty Duncan | [countryregisterorwasales@gmail.com](mailto:countryregisterorwasales@gmail.com) | 605-591-2428

*Visit Sidney Art Gallery  
and Museums*






IN DOWNTOWN  
PORT ORCHARD, WA  
ON THE KITSAP PENINSULA

VISIT TWO MUSEUMS WITH LOCAL  
HISTORY AND OUR ART GALLERY  
FOR GREAT ART AND HAND  
CRAFTED GIFTS IN AN HISTORIC  
BUILDING.

ART SHOWS COMING UP:  
MAY - 55<sup>TH</sup> ANNUAL HELEN NORRIS OPEN  
ART SHOW  
JUNE - SHELLY WILKERSON'S ART  
EXHIBITION

202 SIDNEY AVENUE  
PORT ORCHARD, WA  
360-876-3693

[www.sidneymuseumandarts.com](http://www.sidneymuseumandarts.com)


*Fabric*  
**108**  
WE'VE GOT YOUR BAKING

509-586-0108  
[www.fabric108.com](http://www.fabric108.com)

Now offering  
Quilting Services  
We carry Quilting fabric,  
lots of 108" fabric,  
pre-cuts and kits.

5215 W Clearwater Ave. Suite 105, Kennewick, WA 99336

Summer Hours: Tue to Fri 9am to 4:30pm.  
Sat 9am to 1pm • Closed Sunday and Monday

**Creative Union Fabrics**  
"The Quilt Store That Thinks Outside the Box"

Located in the Delightful Victorian Seaport  
town of Port Townsend, WA

112 Kala Square Place  
Port Townsend, WA 98368  
(Across from the P.T. Airport,  
6 miles south of downtown on Hwy 19)

360-379-0655  
[creativeunion@olympus.net](mailto:creativeunion@olympus.net)

Store Hours: Mon 12 noon-5 pm, Tue-Sat 10 am-5 pm, Sun closed  
[www.creativeunionfabrics.com](http://www.creativeunionfabrics.com)

**SUNNYSIDE CHRISTIAN THRIFT SHOP**  
Visit our friendly and affordable store

*Antiques, Collectibles, Jewelry,  
Craft Supplies, Unique Gifts, Clothing & more!*

Recycle drop station for TV's, computers, laptops, and monitors.  
During regular Business Hours.

305 North Ave - Sunnyside, WA - 509 839-4839  
Open Mon-Sat 10am - 4pm • Closed Sun




## 4th of July Drink (Mocktail)

### Ingredients

- 2 oz. Pina Colada Mix
- 3 oz. Cherry 7-up
- 1 oz. grenadine
- 2-3 oz. Blue Berry Kool-aid\*
- \*Squeeze bottles give you the best color, taste and layering ability.
- Ice for the glass
- Optional: Whipped Cream and sprinkles

### Instructions

1. Fill up a tall glass with ice
2. In a separate glass combine Cherry 7-up and grenadine.
3. Pour your Pina Colada mix over the ice. Fill to a little less than 1/3 of the glass.
4. Slowly add your Cherry 7-Up mix to the glass. Pour close to the ice to avoid excessive fizzing. Fill about 1/3 of the glass.
5. Once your fizz has settled, slowly add the blue Kool-aide to the glass. Pour close to the ice to avoid excess mixing with your red layer.
6. Top with whipped cream and red and blue sprinkled. Enjoy!



**Now OPEN for the Season!**  
**New Fun Gifts & Decor in the Store!**

## Klicker's BERRIES & Antiques

**Antiques and Collectibles are our specialty!**

A Tradition since 1920 ★ Fresh LOCAL Produce! ★

**Open Daily 9-6**

3300 East Issacs • Walla Walla, Washington • 509-525-8650  
(next to Walla Walla Community College)

### Walla Walla Valley Quilt Festival

*- 25th Annual Quilt Show -*

September 18-19, 2026  
 10:00 AM - 5:00 PM  
 \$10 Admission (valid both days)

Exhibition of Exceptional Quilts - Vendor Marketplace  
 Silent Auction - Demonstrations Provided Hourly

2026 Challenge Theme: **Americana**  
 Cash prizes will be awarded for 1st, 2nd & 3rd

Featured Quilters:  
*Sew Kind of Wonderful*  
 Helen Robinson and Jenny Pedigo

Walla Walla Fairgrounds  
 363 Orchard St, Walla Walla WA  
[wallawallaquiltfestival.org](http://wallawallaquiltfestival.org)

## Free Pattern

For more fun and creative inspiration visit:  
[www.JacquelynnSteves.com](http://www.JacquelynnSteves.com)



© Jacquelynn Steves

Free Embroidery Pattern – May not be sold or used for commercial purposes. Use this pattern for embroidery, wool applique, punch needle or rug hooking, painted projects or whatever your imagination can dream up! Reduce or enlarge pattern as desired.

## FROM THE VALLEY TO THE NATION

A New Exhibit Coming July to Fort Walla Walla Museum...



**FORT WALLA WALLA MUSEUM**

**FWWM.ORG**  
 (509) 525-7703

**755 MYRA RD.**  
 Walla Walla, WA

## Walla Walla Sew & Vac

Open Mon-Fri 9:30 - 5:30  
 Sewing Machine and Vacuum Repair,  
 Fabric and Notions, and More

www.fabricandnotions.com (509) 529-7755  
 900 W. Rose St. Walla Walla, WA 99362 info@wsvandspas.com

SCAN ME



# Find a new favorite shop!



## SEE OUR AD INDEX ON PAGE 17

## Visit Mukilteo Garden & Quilt Tour

The Mukilteo Garden and Quilt Tour in Mukilteo, WA features a beautiful blending of spectacular gardens and traditional and contemporary art quilts. This self-directed Tour includes more than 100 quilts delightfully displayed in six select gardens.

This event is a MUST SEE for those who love gardening and quilting. The Tour is presented rain or shine. Guests can take their time to see all the gardens over the two days of the event, however entrance to each garden is allowed only once. Gardens may not be ADA accessible and there are some steps and slopes. The number of tickets is limited so advance purchase is recommended. On Tour Days a Raffle will be held at Rosehill Community Center, 304 Lincoln Ave. in Mukilteo featuring prizes that will please both gardeners and quilters. The drawing will be held at 4:15 on Sunday, July 19, and winners do not need to be present to win.

Several quilts on display in the gardens will be available for purchase and are marked "For Sale" with prices indicated in the Ticket Brochure. Tour Managers in the gardens will help facilitate the quilt purchases.

The Mukilteo Garden & Quilt Tour is an all-volunteer event comprised of members of the Mukilteo Way Garden Club and the Mukilteo Lighthouse Quilters. This winning combination of gardens and quilts blends beautifully and only happens once every two years.

For more information, please visit our websites: Mukilteo Way Garden Club [www.mwgc.org](http://www.mwgc.org) or Mukilteo Lighthouse Quilters [www.mlquilters.org](http://www.mlquilters.org)

The Tour is partially funded by Lodging Tax and Co-Sponsorship Grants from the City of Mukilteo.

# Mukilteo Garden & Quilt Tour



**Saturday & Sunday  
July 18 & 19, 2026  
11am - 4pm**

**6 Beautiful Gardens  
100 Unique Quilts  
in Mukilteo, Washington**

**Tickets: \$25**



Visit our Website:  
[MukilteoGardenandQuiltTour.org](http://MukilteoGardenandQuiltTour.org)

Partially funded by Lodging Tax and Co-Sponsorship Grants from the City of Mukilteo.

## The Best Summer Vacation Ever

by Becky Van Vleet



In 1963, a dozen eggs cost fifty-five cents, bread about twenty-two cents, and a gallon of gas about thirty cents. No dishwashers in most homes. Only land-line phones with rotary dials, most with long coiled cords. We learned current events by picking up a newspaper, turning on the radio, or watching black and white televisions. If we were lucky, we could pull

in three major networks with aluminum foil wrapped around the tops of the antennas. No internet, no computers. Everyday living was slower-paced. And it was at this time my parents made plans for our family of six to take a vacation by car across the country from Indiana to California in June of 1963.

Anticipation ran high. After all, it was the first vacation for all six of us. Mother and Daddy planned in advance, saving every penny. We'd stay in motels along the way they said, whatever that entailed. As a ten-years-old, I'd never stayed at a motel. But I was about to discover what that was like.

On the morning we left Indianapolis, we squeezed into our black and white 1959 Chevrolet Impala (no AC). The trunk was crammed with our suitcases and two cameras. With the hand-cranked windows rolled down, I found myself in the back seat between my two older sisters. My little sister sat up front between Mother and Daddy. Without seatbelts, we at least had some wiggle room to move around. We set off with my mother handling the maps to guide my dad along the highways.

Motels and swimming pools. I'd seen them, but had never experienced one. Indescribable bliss. I kept asking myself if life could get any better! I didn't even mind being squished between my sisters, though I did feel a twinge of jealousy as they stretched their arms out the windows to get a "tan". They even switched sides, explaining that both arms needed equal sun exposure.

When we arrived in Colorado Springs, we stayed a few days at the Silver Saddle Motel, exploring the area. Surrounded by mountains, which were a first for me, my older sisters acted as my guardrails in the back seat as we wound our way up to the summit of Pikes Peak, navigating the twisting switchbacks. Snow in July? Unbelievable! But there it was, at the very top. My mother was quick to grab some and shape a snowball while my dad started rolling the movie camera to capture our family enjoying the snowy antics.

At Garden of the Gods, we enjoyed an Indian performance, captivated by their swift dance moves in moccasins and vibrant feathered headbands. My heart raced as we climbed aboard the vertical train cars of the Manitou Incline. That experience might have prepared me for the incredibly steep descent to the river at the base of Royal Gorge. Talk about exciting. I held my breath the entire way down.

My first experience with rock candy happened at the Royal Gorge. I gripped the stick and enjoyed each lick, pinching myself to confirm it wasn't just a dream. Despite all the exciting adventures in the Colorado Springs area, I couldn't wait to get back to our motel to swim.

When we drove through Utah, we stopped to tour the Mormon Tabernacle in all its splendor and beauty.

Driving and more driving. Sometimes Daddy would have to pull off the side of the road so he could review the maps with Mother. (Quite a contrast from today's GPS.) Eventually, we arrived in Carmichael, California where we unpacked the car to stay with Uncle Art and Aunt Marcia. My excitement mounted when I met these new family members and four cousins for the first time. I couldn't wait to see my Grandma Troyan again. It had been a long time. When Uncle Chet and Aunt Beverly joined us, the family reunion was complete.

While the sightseeing along the way was incredibly enjoyable, nothing compared to our Troyan family gathering. The air filled with laughter and heartfelt hugs. The movie camera hummed, recording each happy moment.

A few days later, we toured Sutter's Fort State Historic Park in Sacramento, close to where my aunt and uncle lived. To top things off, we drove to the National Redwood Forest to view the magnificent sequoia trees. My eyes nearly popped when we drove THROUGH one of the giant trees. Shocked. How was that possible? A visit to China Town in San Francisco and riding a trolley car added another adventure. I could hardly contain my excitement as our family scattered across the Pacific Ocean beach.

For the return trip, we took a different route to visit old church friends in southern California and to visit the Painted Desert in Arizona. But nothing prepared me when we stopped at the Grand Canyon. As a young girl, I could barely comprehend the vastness and breathtaking beauty of this magnificent landmark.

Over the years, my husband and I have taken our four daughters on unforgettable vacations, exploring sights across the United States. As empty nesters now, we continue our travels, experiencing the world's wonders. However, no trip has left a mark on me like the family vacation to California when I was a young girl. More than sixty years later, I still enjoy watching our old home movies (now on DVDs) of that trip. Whenever I see rock candy today, I'm taken back to the Royal Gorge. It really was the best summer vacation ever!

Becky Van Vleet, a retired school administrator, lives near Colorado Springs with her husband, Troy. They are the parents of four grown children and enjoy spending time with their nine grandchildren. Becky is a children's picture book author, and her website is devoted to family stories and creating memories: [www.beckyvanvleet.com](http://www.beckyvanvleet.com).