

The Country Register®

Available across the U.S.A. & Canada

May - June 2026

NEBRASKA

COMPLIMENTARY

Your Complimentary Guide to Nebraska

Specialty Shopping & Events!

America the Beautiful!



Celebrating America's 250th Birthday!
The Great American Roadtrip

What's Inside?



- Cup of Tea with Lydia - Page 4
- Travel with a Purpose - Page 5
- Girlfriends Wisdom - Page 6
- Events Schedule - Page 6
- Betsy Ross - Page 7
- Quilts of Valor - Page 7
- In Flanders Field the Poppies Grow - Page 8
- Nebraskaland Days Quilt Show - Page 8
- Omaha Quilters' Guild Quilt Show - Page 9
- Threads of the Past by 'Lanie Tiffenbach' - Page 10
- Nebraska State Facts - Page 10
- 4th of July Drink - Page 10
- Celebrate 250 Quilt Trail - Page 11
- Insurance with a Personal Touch - Page 11
- Robin's Nest DIY Blog - Page 12
- The Greatest American Roadtrip - Page 13
- Become Inspired - Page 14
- Mothers Day Giveaway - Page 14
- Scraps & Crafts - Page 15
- By the Yard - Page 15
- Jacquelynne Steves Pattern - Page 15
- Roadtrip Games - Page 16
- Grilled Corn with Basil Butter - Page 16
- Ad Directory by Name & Community - Page 18
- Life...to be Continued - Page 19
- Hawaiian Chicken Kabob - Page 19

MOXIE
Marketing
OF THE MIDWEST

www.MoxieMarketingMW.com

• 605-568-0181 • Kelsey Ruzicka •

*Publisher of this
Country Register!*

Editor's Notes

This issue is packed full of great articles, tidbits and events. This is part one of our two-part celebration for America's 250th anniversary. Red, white and blue themes throughout. We typically talk about travel and exploring our area, so this issue is focused on the Great American Roadtrip. There is so much wonder and awe to be had right here within our 50 states. Be sure to explore!

Last year, my family and I had the opportunity to explore two great states - Texas and Florida. We have been to south Texas several times visiting family that winter down there. The beaches are beautiful and full of sand dunes. The shells are so fun to wander around and collect. The sea birds are amusing, I could watch them all day. The beach life speaks right to my soul and fills my cup. I love it there. We have explored fun local restaurants and shops. We have watched fireworks over the bay for the holidays. I love walking through the display of sand castle art in awe of the talent and creativity. It is truly an amazing place.

Around Christmas time, we went to Florida for my parent's 40th wedding anniversary trip. I have to say... wow! I've been to Florida before (and LOVE IT). On the Atlantic side. This time we were down on the Gulf side. The beaches are pure white, the ocean green and warm. The shells are out of this world cool! Not to mention we just thoroughly enjoyed our beach life on the resort. There is something magical about watching kiddos play and radiate happiness in the sand and surf. We all just were completely relaxed and enjoying salt, sun and sand.

Both of these trips were packed full of joyous memories and picture-worthy recordings of our adventures. But, we really didn't have to leave our state to find equal beauty and wonder. Our family camps by a lake in our home state each summer, hikes the forest, drives just to watch the beautiful sunset over the prairie and has had many fun nights gazing in wonder at the stars and different celestial events we have had this year.

Our great states are packed full of their own wonder. Their own picture-worthy adventures. And, each state has a rich history of more than two centuries. I am so blessed to live in this great country. I hope you have the chance to get out and not just explore a new state, but stop and enjoy the wonder right in your own backyard.

Kelseycountryregisternebraska@gmail.com
kelsey@moxiemarketingmw.com
Office: 605-568-0181



Kelsey Ruzicka

Publisher of
The Country Register
of Nebraska



Use the Country Register as a
Travel Guide
on your next adventure!

Index on page 18 by
Name & Community Help you find
& explore a new shop!



The Country Register™

Available across the U.S.A. & Canada

www.countryregister.com

The Country Register of Nebraska
Kelsey (Snyder) Ruzicka, Publisher
Produced by Moxie Marketing of the Midwest, LLC
PO BOX 2015 • Belle Fourche, SD 57717
605-568-0181 Office

SALES: Patty Duncan | countryregisterNEsales@gmail.com | 605-591-2428
www.countryregister.com/nebraska
www.moxiemarketingmw.com

Publisher's contact numbers across the USA & Canada for The Country Register
Send \$3 to any publisher below to obtain a paper from another area:
* Indicates these editions are available on-line at www.countryregister.com.

Country Register Founder: Barbara Floyd, 602-237-6008, info@countryregister.com, located: Phoenix, AZ USA
Owners: Barbara Stillman and Lolly Konecky, 515 E Carefree Hwy, #1128, Phoenix, AZ 85085, 602-942-8950

- * Arizona: Barbara Stillman and Lolly Konecky, 515 E Carefree Hwy, #1128, Phoenix, AZ 85085, 602-942-8950
- * Arkansas: Lenda Brown, P.O. Box 32581, Oklahoma City, OK, 73123, 405-470-2597, lenda@countryregister.com
- * California: Barbara Stillman and Lolly Konecky, P 515 E Carefree Hwy, #1128, Phoenix, AZ 85085, 602-942-8950
- * Colorado: Jan & John Keller, 16755 Oak Brush Loop, Peyton, CO, 80831, 719-749-9797
- * Connecticut: Dave & Amy Carter, P.O. Box 365, New Market, MD 21771, 866-825-2917, Fax 866-261-9641
- * Delaware: Merle and Gail Taylor, P.O. Box 594, New Market, MD, 21774, info@countryregisteronline.com
- * Florida: Dave & Amy Carter, P.O. Box 365, New Market, MD, 21774, florida@countryregisteronline.com
- * Georgia: Linda Parish, P.O. Box 389, Lexington, GA, 30648, trga@windstream.net
- * Idaho: Kelsey Ruzicka, P.O. Box 2015, Belle Fourche, SD 57717, 605-568-0181, kelsey@moxiemarketingmw.com
- * Illinois: Lenda Brown, P.O. Box 32581, Oklahoma City, OK, 73123, lenda@countryregister.com
- * Indiana: Gail & Merle Taylor, P.O. Box 594, New Market, MD, 21774, info@countryregisteronline.com
- * Iowa: Linda Glendy, P.O. Box 6, Tama, IA, 52339, IowaCountryRegister@mchsi.com
- * Kansas: Kelsey Ruzicka, P.O. Box 2015, Belle Fourche, SD 57717, 605-568-0181, kelsey@moxiemarketingmw.com
- * Kentucky: Chris & Kelly Kennedy, 5804 Whiterose Way, New Market, MD 21774 443-243, cowprintdesigns@gmail.com
- * Maine: Deborah Daney, 660 Country Club Road, Sanford, ME 04073, 207-324-7482
- * Maryland: Dave & Amy Carter, P.O. Box 365, New Market, MD, 21774, ads@countryregisteronline.com
- * Massachusetts: Dave & Amy Carter, P.O. Box 365, New Market, MD, 21774, ads@countryregisteronline.com
- * Michigan: Bill and Marlene Howell, 3790 Manistee, Saginaw, MI, 48603-3143, 989-793-4211
- * Minnesota: Kim & Mickey Keller, 12835 Kiska St. NE, Blaine, MN, 55449, minnesota@countryregister.com
- * Missouri: Lenda Brown, P.O. Box 32581, Oklahoma City, OK, 73123, lenda@countryregister.com
- * Montana: Kelsey Ruzicka, P.O. Box 2015, Belle Fourche, SD 57717, 605-568-0181, kelsey@moxiemarketingmw.com
- * Nebraska: Kelsey Ruzicka, P.O. Box 2015, Belle Fourche, SD 57717, 605-568-0181, kelsey@moxiemarketingmw.com
- * Nevada (N): Barbara Stillman and Lolly Konecky, P 515 E Carefree Hwy, #1128, Phoenix, AZ 85085, 602-942-8950*
- * Nevada (S): Glenna Dunn, 4568 Carol Circle, Las Vegas, NV, 89120, 702-523-1803
- * New Hampshire: Michelle Hatch, 20 Chester Street, Chester, NH 03036, 603-571-1822
- * New Jersey: Merle and Gail Taylor, P.O. Box 594, New Market, MD, 21774, info@countryregisteronline.com
- * New Mexico: Jan & John Keller, 16755 Oak Brush Loop, Peyton, CO, 80831, 719-749-9797
- * New York: Dave & Amy Carter, P.O. Box 365, New Market, MD, 21774, ads@countryregisteronline.com
- * North Carolina: Barbara Stillman and Lolly Konecky, 515 E Carefree Hwy, #1128, Phoenix, AZ 85085, 888-942-8950
- * North Dakota: Kelsey Ruzicka, P.O. Box 2015, Belle Fourche, SD 57717, 605-568-0181, kelsey@moxiemarketingmw.com
- * Ohio: Barb Moore, P.O. Box 37, Cable, OH, 43009, ohiocountryregister@yahoo.com
- * Oklahoma: Lenda Brown, P.O. Box 32581, Oklahoma City, OK, 73123, lenda@countryregister.com
- * Oregon: Kelsey Ruzicka, P.O. Box 2015, Belle Fourche, SD 57717, 605-568-0181, kelsey@moxiemarketingmw.com
- * Pennsylvania: Gail & Merle Taylor, P.O. Box 128, Owens Cross Roads, AL 35763, 888-616-8319, Fax 800-609-0278
- * Rhode Island: Dave & Amy Carter, P.O. Box 365, New Market, MD, 21774, ads@countryregisteronline.com
- * South Carolina: Barbara Stillman and Lolly Konecky, 515 E Carefree Hwy, #1128, Phoenix, AZ 85085, 888-942-8950
- * South Dakota: Kelsey Ruzicka, P.O. Box 2015, Belle Fourche, SD 57717, 605-568-0181, kelsey@moxiemarketingmw.com
- * Tennessee: Chris & Kelly Kennedy, 5804 Whiterose Way, New Market, MD 21774 443-243, cowprintdesigns@gmail.com
- * Texas: Lenda Brown, P.O. Box 32581, Oklahoma City, OK, 73123, lenda@countryregister.com
- * Utah: Available
- * Vermont: Michelle Hatch, 20 Chester Street, Chester, NH 03036, 603-571-1822
- * Virginia: Dave & Amy Carter, P.O. Box 365, New Market, MD, 21774, ads@countryregisteronline.com
- * Washington: Kelsey Ruzicka, P.O. Box 2015, Belle Fourche, SD 57717, 605-568-0181, kelsey@moxiemarketingmw.com
- * West Virginia: Dave & Amy Carter, PO Box 365, New Market, MD, 21774, ads@countryregisteronline.com
- * Wisconsin: Scott & Jennifer Hughes, P.O. Box 276, Altoona, WI, 54720, jennifer@countryregisterofwisconsin.com
- * Wyoming: Kelsey Ruzicka, P.O. Box 2015, Belle Fourche, SD 57717, 605-568-0181, kelsey@moxiemarketingmw.com

CANADA

- * Alberta: Ruth Burke, P.O. Box 97, Heisler, AB, T0B2A0, 780-889-3776, countryregab@yahoo.com
- * British Columbia: Bryan Stonehill, Box 1338, Summerland, BC, V0H 1Z0, 800-784-6711
- * Manitoba & Saskatchewan: Scott & Marj Kearns, Box 850, Kipling, SK, S0G 2S0, countryregister@sasket.net
- * Ontario: Harriet Ramos, Box 60, 4338 Innes Rd., Orleans, ON K4A 3W3, 343-882-5812

Great American Roadtrip



Don't forget to tell our
advertisers you saw their ad
in The Country Register!

PLACE YOUR AD WITH OUR SALES TEAM!
Patty Duncan | countryregisterNEsales@gmail.com | 605-591-2428

The Country Register of the Nebraska May/June • Volume 17 Issue 3

The Country Register of Nebraska is published every two months. Copyright 2026.

Reproduction or use, without permission, of editorial or graphic content in any manner is prohibited by law. The Country Register is a registered business trade name. Moxie Marketing of the Midwest, LLC produces The Country Register of Nebraska.

Subscription price: 1 year, 6 issues, \$24.00. Single copies: \$4.00. This paper is furnished free at each advertiser, highway welcome centers, tourism centers, shows, events, and other selected locations throughout Nebraska. Articles published in this newspaper, which are contributed from outside sources, express the opinions of their authors only and may not express the viewpoints of the management and staff of The Country Register. Such articles that are accepted for publication herein may be edited at the sole discretion of the publisher.

Responsibility for products advertised in this newspaper lies with the advertisers themselves. Though The Country Register will not knowingly publish fraudulent materials or fraudulently obtained materials, we are not liable for any damages arising from the purchase or use of products advertised herein.

SEE OUR AD INDEX ON PAGE 18

Next Deadline: Ads and articles for the
July/August 2026 issue are June 7, 2026.

A Milestone Nine-TEA-eth Party

By Lydia E. Harris

"Your table looks lovely," my friend said as she admired the bouquet I had arranged for our teatime. My favorite part of serving tea is creating a lovely setting. If possible, I like to include fresh flowers on the table along with the pretty teacups, linens, and tasty tidbits. Whether tea parties are simple or sumptuous, fresh flowers create a fragrant and beau-TEA-ful welcome.

Would you like to try your hand at arranging a floral centerpiece? If so, here are some tips to get started.

Quick and Easy Arrangements

1. Select flowers and greenery from a local market or your garden. Choose mixed bouquets to complement your dishes and table linens for a spring garden feel. Or pick a single accent color for a more striking look. If possible, arrange the centerpiece the day before so you can focus on preparing food on the party day. Set the bouquet in the coolest part of your home overnight so flowers won't open and wilt.

2. Use an upright vase that fans out at the top and allows flowers to spread naturally rather than stand at attention. A neutral or clear vase will complement rather than compete with the arrangement. Fill the vase about three-fourths full of water. Keep the flowers in water until you are ready to arrange them.

3. Arrange the flowers in your hand, adding one flower stem at a time until the head of the bouquet looks attractive and is the size you wish. Hold the bouquet next to the vase to determine the proper height. Then use a sharp knife rather than scissors to cut the stems diagonally to the correct length. Scissors pinch the stems shut so they cannot drink water. Remove the leaves below the water line to eliminate decay and to extend flower life.



4. Place the flowers in the vase and let them fan out. Then trim the stems of the outer flowers slightly shorter. Be sure the bouquet is low enough so guests can see one another across the table. For added color, tie a ribbon around the mouth of the vase to coordinate with the napkins. Add more water as needed and enjoy your lovely bouquet.

5. For a spur-of-the-moment tea time or when you do not have time to arrange flowers, simply float blossoms and leaves in a glass bowl. Flowers like camellias and hydrangeas work well for this.

Creativi-TEA

Glass vases or bowls aren't the only option to use for containers. Anything that holds water will work. To make a small bouquet for a card table, use a cup and saucer, a small cream pitcher or even a gravy boat.

For a larger table, consider a teapot. One of my favorite containers is a cracked floral teapot I bought at a rummage sale for a nickel. I place a small jar inside to hold water and arrange the bouquet so ivy trails over the sides to hide the crack. Select any container with personali-TEA.

Fresh flowers perk up not only your table but your guests as well. The welcoming beauty and fragrance of flowers cheerfully announce that "It's Time for Tea!"

To add a special touch, you could serve flowering tea at your teatime. (See Lydia's Idea File for more information.)

After teatime, I sometimes send the flowers home with guests so the beauty and fragrance of our time together can linger.

I'm ready to plan a beau-TEA-ful teatime. Won't you join me?

Lydia E. Harris enjoys serving tea to family and friends. Her books for grandparents are: Preparing My Heart for Grandparenting, In the Kitchen with Grandma, and GRAND Moments: Devotions Inspired by Grandkids. All are available at amazon.com or can be ordered through local bookstores.



Lydia's Idea File: Flowering Tea Balls

April showers bring May flowers and sometimes they even bloom in teapots. You can purchase flowering tea balls to brew tea. The tea balls are made by hand-stitching tea leaves and flowers together in various shapes before drying them. When you brew a blooming tea ball in glass cups or teapots you can watch them unfurl before your eyes, creating delicious tea along with a beautiful display. Adding them to a menu is like serving champagne or caviar—it seems elegant and a bit extravagant.

Local tea merchants or tearooms may sell flowering teas. Or check the internet for other sources. Many can be found on Etsy, including organic ones. Flowering tea adds a special delight to teatimes. They also make popular gifts, especially for occasions like Mother's Day.



Traveling with Purpose

By Julie Pirtle

I have very fond memories of summer vacations. Looking back from a parent's perspective, it is very clear how much time and effort was spent by my parents to make our vacations fun. With that being said, my Dad was a "get there now with no frivolity" kind of guy. Me on the other hand? I wanted to stop and read historical markers and stop at every roadside wonder.



The saying "It's about the journey, not the destination" rings true with me. The journey can be just as much fun as the destination! Our country is rich with history and whimsy.

Taking the time to experience it all adds such a layer of richness to a trip.

Share your route with your children and challenge them to come up with interesting (or crazy) stops they'd like to experience. Being part of the planning can give them ownership in the upcoming adventure. If you have no kids on board, challenge yourself!

Bring an empty tablet or journal and make daily entries. Include funny things that happened, places you visited and people you encountered. Encourage children to do the same.

If you are the kind of person that likes to document your trips with souvenirs, be sure to bring along a storage envelope. Make sure that it is large enough to hold brochures, maps, etc.

The journaling and souvenirs will come in very handy when it's time to make your photo album (whether it's scrapbooked or digital). It's so nice to have everything in one place and to also have written notes when it's time to create.

Be CURIOUS! Stop at the historical markers. They are there for a reason. Take in the information. Look at the scenery and imagine what it was like when history was taking place.

Have FUN! Unlike my Dad, my husband will stop to let me look at anything (bless his heart!!). The last time we did this was for a Flintstone roadside attraction in Arizona. It had life size simulations of their cars.

On that same trip, we found ourselves standing on the corner in Winslow, Arizona. Of course, we had to take photo opportunities at both attractions! It still makes me smile whenever I see the pictures.

Don't RUSH! Enjoy the culture, people and geography. It's memory making time.

Packing items to make the trip more convenient is also important. Of course, ample supplies of water and weather appropriate items are a must. However, there are a few items that I always include when traveling. Hand sanitizer. A roll of paper towels for spills. Disinfectant spray for hotel rooms. Zip lock bags are great to have on hand for emergency ice packs or the shell collection you found on the beach. Chip clips for snack bags. Anything that will make life easier!

So, get on the road little doggie! Stop and look at that largest ball of string. Take a picture. Preserve the memory. You will be glad you did.

(P.S. Don't forget to strap Grandma to the top of the car before you head out. They do it in the movies, right?!?!?) We've got this vacation thing down. I know we do!

Julie Pirtle lives in Eagle Point, Oregon. She is a Professional Organizer and owner/operator of Clutter Happens. She also works with clients nationally through video consultations. The Clutter Challenged can reach her on Facebook: [clutterhappens](https://www.facebook.com/clutterhappens) or email her directly: clutterhappens@yahoo.com



NE Largest Sewing Shop in the Panhandle

All Kansas Nebraska Shop Hop Now through May 31st

ALL KANSAS & NEBRASKA SHOP HOP

Authorized Dealer for **BERNINA**, Janome & Accuquilt
Over 2,700 sq. ft of 100% cottons, flannels and more.
Patterns, Notions, Books, Snuggles, Minkies,
and a variety of threads

Open: Mon-Fri 10-5 • Sat 10-4 Mountain Standard Time



Open Mon-Fri 9:30-5:30 • Saturdays 9:30-5:00

Over 5,000 bolts of Fabrics,
Wool, Patterns, Notions,
Longarm Service, Classes, Retreats,
& Creative Ideas Galore

Visit us during
All Kansas Nebraska Shop Hop - April 1-May 31

743 W 2nd St., Hastings, NE 68901
402-463-6767 getyourstitchon@calicocottagenebraska.com
www.calicocottagenebraska.com

ALL KANSAS & NEBRASKA SHOP HOP



the CALICO HOUSE

Hours: Mon-Sat 10-5 Sun 1-4

Join us for the All Kansas/Nebraska Shop Hop.
All of April and May to have your passport stamped.
Magazines with passports are now available to purchase.

Great selection of bright, bold contemporary fabrics!

5221 S. 48th Street, Ste. 4 • Sutter Place Mall • Lincoln, NE 68516 • 402-489-1067
calicohouse@neb.rr.com • www.calicohouseonline.com

ALL KANSAS & NEBRASKA SHOP HOP




Celebrate 250 Years with our Patriotic Fabrics!

124 East 8th PO Box 184 Cozad, NE 69130
308-784-2010

5000 Bolts of 100% Cottons, Flannels, Minkee,
100% Wool, Wool Blend Felt and plenty of inspiration.

prairiepointjunction@yahoo.com www.prairiepointjunction.com
Mon-Fri 10:00-5:00 • Sat 10:00-4:00

ALL KANSAS & NEBRASKA SHOP HOP



The Quilt Shop

Your Full Service Quilting Center offering Fabric, Notions,
Books and Patterns, Kits, Classes and lots of Block of the Months

We have been chosen as a stop on the
Nebraska Passport program - May 1st - Sep 30th

314 Main • Wakefield, NE • 402-287-2325

Regular Hours: M-F 9-5:00 • Sat 10-2 email: quilts@abbnebraska.com

NEBRASKA PASSPORT



Sew Bee It / By Design

Quilt Shop / Gift Shop & More!

We will be undergoing major renovations the first part of June. Please call ahead to confirm if we are open, and our hours. Thank you!

Our regular hours:
Mon. - Fri. 9:00 to 5:30
Sat. 9:00 to Noon, or as advertised

[sewbeeitquilting](https://www.facebook.com/sewbeeitquilting)
shop.sewbeeitquiltshop.com

341 Lincoln Ave., Hebron, NE • 402 768-6980

ALL KANSAS & NEBRASKA SHOP HOP April - May 2026



Find a new favorite shop!

SEE OUR AD INDEX ON PAGE 18

Quilters and Crafters

Come see us for Omaha's largest selection of patterns and books

- * Over 5,000 bolts of fabric
- * Longarm quilting services
- * Stitching supplies
- * Cross stitch supplies
- * Quilt kits & more

Seasonal Hours
 Mon to Sat:
 10:00 to 4:00
 Sun: Noon-4

The Sampler
 14513 W Center, Omaha
 (402) 333-6131
 theampleromaha.com

EVENTS

- Now - May 31 • All Kansas & Nebraska Shop Hop - Pg 8
- Now - July 5 • In Flanders Field The Poppies Grow • Winterset, IA - Pg 8
- May 1 - Sep 30 • Nebraska Passport - Pg 5
- June 1 - 9 • Quilt Stitches 9th Anniversary Celebration - Pg 20
- June 2 - 6 • Iowa Quilt Festival • Winterset, IA - Pg 8
- June 4 - 6 • The Omaha Quilters' Guild, Quilt Show • Omaha, NE - Pg 9
- June 14 • Celebrate 250 Quilt Trail • NE - Pg 11
- June 16-19 • Nebraskaland Days Quilt Show • North Platte, NE - Pg 8
- June 25-27 • Nimble Thimble Quilt Show • Aurora, NE - Pg 8
- July 4 • 250th Anniversary of USA Quilt Show • Arapahoe, NE - Pg 19
- July 4 • Liberty House 4th of July Antique Market • Seward, NE - Pg 11
- July 23-25 • Quilt Nebraska - Grow me a Garden • Kearney NE - Pg 7
- July 25 • Carol Joy Holling Camp's Quilt Auction • Ashland, NE - Pg 11
- Sept 25 - 27 • Nebraska Junk Jaunt • Nebraska - Pg 16

GIRLFRIEND WISDOM

...is the thing with feathers
 that perches in the soul and sings
 the tune without the words,
 And Never Stops At All.

Emily Dickinson

HOPE

Emily Dickinson, was a very wise woman!
 Her connection with nature and virtues like Hope, take us to a more profound level beyond wishful thinking. Hope perseveres through trials and helps us maintain our moral integrity.

Hope is the combination of the desire for something and the expectation of receiving it. When Ms. Dickinson connects the concept with nature it gives us a visual and sensual experience. I can just hear that little sparrow singing a song about flying to her babes still within the shell of her eggs.

GIRLFRIEND WISDOM:

Hum a tune of Hope when doubt enters your world,
 it will calm your mind, lower your heart rate,
 and bring you some peace!

Joy & Blessings,

Jody

Girlfriend Wisdom is written and illustrated by Jody Houghton®.
 Color files of this writing and artwork are available: www.JodyHoughtonDesigns.etsy.com

Sew What

Needle Arts and Quilting

We have a great selection of 100% Cotton Fabrics, Books, Patterns, Notions & Supplies...for all your Quilting Needs.

The Best Spot in Nebraska for Counted Cross Stitchers!
 We have lots of patterns, fabrics in 6ct-36ct and wonderful thread selection

3415 21st Street
 Westgate Center
 Columbus, 68601
 402-563-3900
 Hours: M-F 10-5:30, Sat 'til 5

Gift Certificates available for your Special Quilter

Reserve Your NIFS Shop Hop "Passport" Sept 2026



Sidney, NE Quilts of Valor ceremony recognizes five local veterans.
 Source: Photo & caption by News Channel Nebraska.

BETSY ROSS

Cold, blustery wind blew through the door frame cracks at 239 Arch Street, Philadelphia, the colonial home of Betsy Ross. Rising from her chair, Betsy stirred the embers and added more wood to the fire. Rubbing her hands together to soothe her tired fingers, she smiled quietly. Outside the door, the city of Philadelphia echoed with the excitement of the Revolutionary War and the dream of the new country, the United States of America.

Betsy's work as an upholsterer, producing uniforms, tents and flags for Continental forces was well known through the region. But today, Betsy's smile reflected on her current project, a flag for the new country. She stitched strips of red and white fabric, along with scraps of blue and white to design a flag that would fly high declaring the independence of the United States.

Each carefully placed stitch connected thirteen red and white strips of fabric creating a rectangle shaped cloth. In the upper left hand corner, a square blue piece of fabric anchored the alternating the red and white stripes. In a ruffling breeze the stripes would create the illusion of waves.

Betsy understood the importance of the flag for the soldiers in the battlefield, as well as those families throughout the colonies, living in a changing world. The flag would proclaim freedom as the flag flew high and free. Betsy was filled with pride as she remembered the day she was asked to create a flag with 13 alternating red and white horizontal stripes along with 13 white stars in a blue canton.

Quiet contemplation, along with a deep sense of patriotism consumed Betsy's thoughts as she continued. Stitch by stitch, up and down, back and forth, tying loose ends, threading her needle, smoothing the growing fabric overflowing her lap, Betsy transformed assorted fabric pieces into the United States flag. The red, white and blue fabric creation of this young 25 year old seamstress was completed in 1776 and was adopted by Resolution of Congress on June 14, 1777, as the National Standard for the American Flag. The red, white and blue flag continues to share the story of independence as America celebrates its 250th birthday.



In 1952, on the 200th anniversary of the birth of Betsy Ross, the United States Post Office honored the seamstress with a 3c postage stamp. The artwork was from a painting of Chas. Weisgerber, "Birth of Our Nation's Flag". It depicts a parlor setting with George Washington, Robert Morris, George Ross and seamstress Betsy Ross holding the flag in her lap.

Quilts of Valour

The America 250 Exhibit made its debut at the American Quilter's Society QuiltWeek event in Daytona Beach in February 2026. The exhibit features 25 quilts, including 12 new quilts showcased in the All Star Quilts of Valor: 2nd Edition book and 12 exclusive designs created with the Northcott/Quilts of Valor Foundation Semiquincentennial Quilt Panel. Together, these quilts represent a heartfelt, national "thank you" to those who have served.

This special traveling exhibit will continue its journey, appearing at all remaining AQS QuiltWeek shows across the country in 2026. Following its New England appearance in April, the exhibit will be showcased at the remaining stops nationwide:

Paducah, KY (April 22-25)

Grand Rapids, MI (August 19-22)

Columbus, OH (September 23-26)

During each American Quilter's Society QuiltWeek event, the Quilts of Valor Foundation honors Service Members and Veterans by awarding them with Quilts of Valor—recognizing their service, sacrifice, and dedication to our nation. Watch the Daytona Beach award ceremony on YouTube.

To learn more about the Quilts of Valor Foundation—including how to nominate a Veteran, become a member, make a Quilt of Valor, or shop to support QOVF—visit: <https://www.qovf.org>






Photo credit: Robin Koehler, Quilts of Valor Foundation Board Member.

Professional Services



Longarm Quilting Services

-  Edge to Edge
-  Semi-custom to Custom
-  Vintage quilts finished

www.nebraskacountryquilter.com

Call or text: 402-885-1270

shelly@nebraskacountryquilter.com

Don't Miss This Conference !!

QUILT NEBRASKA 2026

"Grow Me a Garden"

July 23-25

Younes Conference Center

416 Talmadge Street • Kearney, NE



An exciting offering of engaging classes, inspiring lectures, quiet sew time and fun activities

Featured national teachers are Stacey Coffee & Ricky Tims
And a variety of Regional Teachers will have something for everyone

For more information visit www.nsqq.org

Nebraskaland Days Quilt Show June 16-19, 2026

The Heartland Quilters' Guild will be hosting their Nebraskaland Days Quilt Show June 16-19, 2026 at Bethel Church, 2700 W Philip, North Platte, Nebraska. Quilters everywhere are invited to share their work.

The show displays quilts of all sizes including modern, traditional, pieced, embroidered and appliqued projects. This year's show will include a special patriotic quilts section to honor the 250th anniversary of the United States of America. If you are interested in showing a quilt, entry forms can be found on the guild Facebook page: www.facebook.com/HeartlandQuiltersGuild.

In addition to the beautiful quilt work the show includes a boutique featuring handmade and quilted items, a silent auction, demonstrations, the Nebraska State Quilt Guild's 2026 raffle quilt and the Heartland Quilters' Guild's raffle quilt. Mark your June calendar and join us in North Platte to celebrate and enjoy the handiwork of your peers.

The quilt show is part of a larger community celebration. Come early and stay late for all the Nebraskaland Days festivities. Events include the Buffalo Bill Rodeo, Miss Rodeo Nebraska competition, competitive Art Show, Antique Car Show, Nebraskaland Days Parade, concerts and so much more.

For more details visit the Nebraskaland Days webpage at <https://nebraskalanddays.com/>. If you are a railroad buff, make sure your visit includes a stop at the Golden Spike Tower for the "best view of the world's largest railroad yard". Whether you come just for the quilt show or take in the entire week of Nebraskaland Days fun, we can't wait to see you in North Platte.

"In Flanders Field the Poppies Grow"

A new exhibit titled "In Flanders Field the Poppies Grow" officially opens at the Iowa Quilt Museum in Winterset, IA.

The main exhibit is a spectacular display of 20" x 20" quilts which were made in response to the call for entries from Cherrywood Fabrics, a fabric manufacturer famous for its hand-dyed cottons. The quilts honor the spirit of American military service to the world by recalling the fields of poppies in that grew in Flanders field and symbolize World War I.

The "Poppies" exhibit features 225 small, beautifully crafted quilts and will be the first time these works of art have been displayed all at once in a museum. The Iowa Quilt Museum is honored to host these pieces through July 5, 2026.

Accompanying the poppy quilts are six newly crafted Quilts of Valor, which will be awarded in a ceremony at the close of the exhibit. As a bonus, a display of 50 small Baltimore Album-inspired quilts titled American Album celebrating the 50 United States is on display in the gallery through June 1.

Doing the math, the 225 "Poppies" quilts, plus six Quilts of Valor, plus the 50 Baltimore Album style works, add up to a whopping 241, by far the largest number of individual works ever displayed at the Iowa Quilt Museum, which is celebrating its tenth anniversary this year.



HEARTLAND QUILTERS' GUILD
Presents
JUNE 16-19,
2026

10 AM-7 PM

NEBRASKALAND DAYS

BETHEL CHURCH
2700 W PHILIP
NORTH PLATTE, NE

QUILT SHOW

OVER 100 QUILTS ON DISPLAY
MODERN, TRADITIONAL, PIECED,
DEMONSTRATIONS
COLLAGE, APPLIQUE, ETC.
QUILTS MADE BY QUILTERS FROM ACROSS
NEBRASKA
BOUTIQUE FEATURING HUNDREDS OF
QUILTED AND HAND-MADE GIFT ITEMS FOR
SALE.
SILENT AUCTION
RAFFLE QUILT
NO ENTRY FEE - FREE WILL DONATION
ACCEPTED.
PATRIOTIC QUILTS TO HONOR USA
250 YEARS.

CHECK OUT OUR FACEBOOK PAGE
<https://www.facebook.com/HeartlandQuiltersGuild>

IOWA QUILT Museum

2026 Iowa Quilt Festival

Our retreat may be full, but there's still plenty to experience! Join us for inspiring classes, engaging lectures. It's a celebration of quilting you won't want to miss.

www.iowaquiltmuseum.org/events/madison-county-iowa-quilt-festival/

June 2nd - Bus tour from the Iowa Quilt Museum to the International Quilt Museum
June 3 - June 5th - Quilt Retreat, Classes & Lectures
June 6th - Airing of the Quilts, with quilt displays throughout Madison County

Now Through July 5th 2026

In Flanders Field The Poppies Grow

A rare opportunity to see the complete collection of the Cherrywood Poppy Quilt Challenge, paired with Quilts of Valor honoring veterans and service members. This exhibit will be a moving tribute to those that serve our country, don't miss it!

Celebrating Every Stitch: Traditional to Contemporary and Beyond!

Visit Us in Winterset, Iowa | Open Daily
www.iowaquiltmuseum.org

SCAN ME

Nimble Thimble Quilt Show | June 25, 26 & 27, 2026, 9 am - 4 pm

The Plainsman Museum 210 16th Street (Hwy 14), Aurora
Featuring: Quilt of Valor Presentation, Friday evening
Featured Quilter: Bonnie Kucera
Workshops & Country Store - \$8 admission for all three days
For more information visit: www.plainsmanmuseum.org



All Kansas & Nebraska Shop Hop April and May 2026

Over 45 stores, 100's of Prizes and
New this year - Free Note Cards
Visit AllKansasNebraskaShopHop.com
& Join their Facebook Group:
facebook.com/groups/allkansasnebraskashophop

Omaha Quilters' Guild Quilt Show - June 4 - 6, 2026

The Omaha Quilters' Guild hosts their 47th annual quilt show "Reflecting on the Past 50 Years" at the Scott Conference Center in Aksarben. The show features more than 150 quilts, special exhibits, and lots of shopping at the vendor booths! A Café and ATM are available onsite.

This year's NACQG certified judge is Sandy Gard. Sandy loves the history as well as the future of quilting and works to promote the tradition to new quilters of all ages.

Since Bernina Sewing Center of Omaha is celebrating their 50th anniversary this year also, Keff Wilson will be the celebrity judge.

Special exhibits include the judged entries, quilts made by junior members of the community (under 18 years of age), Challenge Quilts (reflecting on our celebration of 50 years as a quilt guild), and quilts made from an OQG workshop.

Seventeen vendors will offer fabrics, patterns, kits, tools, sewing and longarm machines, barn quilt supplies, and tool sharpening. The OQG Mercantile features items made and/or donated by Guild members including small quilts, handmade items, quilting tools and supplies, and gift baskets. The Mercantile closes at 2 pm on Saturday.

Tickets for the 2026 Raffle Quilt (see Ad this page) are \$2 each. Various techniques including applique and paper piecing were used in the construction of this quilt by guild member, Liz Fleming. She finished by adding over 700 crystals to accent the stars. The drawing will be held Saturday afternoon.

Proceeds support OQG's programs, workshops, and community service projects including quilts for shelters, Veterans, Sleep in Heavenly Peace, and Project Harmony's Children's Emergency Fund. More information about the guild and all it has to offer is available at: www.omahaquiltersguild.org



47th Annual
Quilt Show

The Omaha Quilters' Guild 2026 QUILT SHOW



Thursday, June 4 • 5pm-8pm

Friday, June 5 • 9am-6pm

Saturday, June 6 • 9am-4pm

Scott Conference Center | 6450 Pine St. • Omaha, NE

- Quilt Display
- Vendor Mall
- OQG Mercantile
- 2026 Raffle Quilt
- FREE Parking

"Brilliance of the Stars"
Pieced and quilted by Liz Fleming
Pattern "Stars in Motion" by
Kathleen Andrews, Kvilt Art Design.


ADMISSION:

Single - \$11
Multiple Day - \$16
Senior (65+) - \$10
Groups (10+) - \$10
Child (3-12) - \$4

\$1.00 Off
Full Price Admission

(no other discounts)
Bring complete Ad, one coupon per person

For more information visit: www.omahaquiltersguild.org



Nebraska State Facts

- Koolaid was invented in Hastings, Nebraska
- Arbor day was established in Nebraska
- World's largest mammoth skeleton was founded in Nebraska
- The town of Monwi has only a population of one. Her name is Elsie Eiler
- Nearly 20 million annually visit Nebraska
- Established March 1, 1867
- Population 2.01 million
- Lincoln Nebraska is the Capitol



4th of July Drink (Mocktail)

Ingredients

- 2 oz. Pina Colada Mix
- 3 oz. Cherry 7-up
- 1 oz. grenadine
- 2-3 oz. Blue Berry Kool-aid*

*Squeeze bottles give you the best color, taste and layering ability.

Ice for the glass

Optional: Whipped Cream and sprinkles

Instructions

1. Fill up a tall glass with ice
2. In a separate glass combine Cherry 7-up and grenadine.
3. Pour your Pina Colada mix over the ice. Fill to a little less than 1/3 of the glass.
4. Slowly add your Cherry 7-Up mix to the glass. Pour close to the ice to avoid excessive fizzing. Fill about 1/3 of the glass.
5. Once your fizz has settled, slowly add the blue Kool-aid to the glass. Pour close to the ice to avoid excess mixing with your red layer.
6. Top with whipped cream and red and blue sprinkled. Enjoy!



BOOK REVIEW

THREADS OF THE PAST:

Stories of Pioneer Women and Their Quilts

by Lanie Tiffenbach


Lanie Tiffenbach has been both an avid genealogist and an avid quilter for many years. She has combined her two passions in the writing of her historical fiction novel, *Threads of the Past*, allowing her immigrant ancestors to tell their stories in their own "voices" in the form of letters or diaries.

Based on extensive genealogical and historical research, seven courageous pioneer women detail their families' immigration to the New World and the dangers, hardships, isolation and terrible losses they found on the raw frontier of Minnesota, as well as their simple joys and successes. Their stories span a time period from the 1850s through the 1930s, and are at the same time heartbreaking and heartwarming, but always grounded in love of family. The book is illustrated with over 100 wonderful vintage photos.

The evolution of quilting in America from the 1850s through the 1930s is woven throughout the stories, with each woman having a special quilt representing her particular era. The women's love of quilting is the "thread" that ties the stories together. In earlier times quilting was a blessing and a joy for women, as it gave them a creative outlet and produced something of beauty in the midst their hard lives. Equally important, their quilting bees relieved their isolation and loneliness and brought them together in friendship with other women. And these things are still true of quilters today!

While this novel will be of special interest to quilters and genealogists, the pioneer women's stories of bravery, faith and endurance will touch the hearts of all women.

Threads of the Past can be ordered on Amazon.com or you can email Lanie at tiffenbach@gmail.com.



Entering is easy – simply tell us why you enjoy reading The Country Register for your chance to win.

To enter send an email to: countryregisterNEsales@gmail.com or send a letter or postcard to:

The Country Register of Nebraska, PO Box 2015, Belle Fourche, SD 57717.

The drawing will be held on June 5th. The book will be mailed to the winner and will be announced in an upcoming issue of The Country Register.



Celebrate 250 Quilt Trail

June 14th 2026, noon to 4pm

Take a drive on the 250th Quilt Trail on June 14th. Celebrate America's Birthday by viewing beautiful quilts inspired by our rich history. See new and vintage quilts displayed by members of several local quilt guilds. Each quilt is a true work of art depicting our love for family, home, and country. Your drive will take you to stops in Fremont, Valley, Bennington, West Point, and several farmsteads in-between. You will get to see: Patriotic Quilts - Red, White and Blue Quilts; Revolutionary War Quilts; Civil War Quilts; Feed Sack Quilts and Prairie Quilts. This event is sponsored by Prairie Piecemakers Fremont, 4th and Main Design and Just a Stitch West Point. For a list of "Stops" to enjoy, visit: www.prairiepiecemakers.com.




Insurance with a Personal Touch

At Nicole Creamer Insurance Services, the team brings over 27 years of extensive experience in the insurance industry and is dedicated to guiding you in selecting the ideal plan tailored to their individual needs. A strong commitment to convenience allows the agency to offer a comprehensive range of insurance products all under one roof, simplifying your search for coverage.

The company's mission is clear: to provide you with the best health insurance options that meet your unique expectations and circumstances. Nicole Creamer Insurance Agency proudly represents a variety of reputable providers, offering choices that include individual health insurance, Medicare, dental and vision coverage, travel insurance, and life insurance.

What truly sets the agency apart is its customer-centric approach. They charge no fees and impose no obligations to sign up with us. The team believes that insurance should be accessible, enabling clients to secure the coverage they need without financial pressure. Their promise is to prioritize personalized service driven by integrity and a genuine desire to help their clients find the right coverage at an affordable price. With Nicole Creamer Insurance Services, clients gain more than an insurance policy. They build a trusted partnership focused on their well-being.



You are invited to Carol Joy Holling Camp's

Quilt Auction

July 25, 2026 | Ashland, Nebraska

Learn more: NLOM.org/quilt-auction

Bring this ad in for a free Quilt Auction Book!

Fun for the whole family!

A full schedule of classes taught by talented instructors to guide you through every level of your quilting project.

- Vibrant selection of fabrics.
- Book a date for your group's "Private Retreat" today!
- Plus a large selection of Hot Quarters.

www.acmefabric.com
 HOURS: Mon-Fri 9am-4pm · Sat 9am-3pm
 1716 Washington St., Blair, NE • 402-533-1015
 Only 13 miles from 1-29 & 17 miles from 1-680




See you on June 14th Noon-4pm

Creative Notions

Cotton Fabrics * Books & Patterns
 Quilting Supplies * Classes & Sewn Items
 Many Kits, many Fat Quarters & Fat Eights
 DMC Floss
 Elna Sewing Machines & Repairs

Come see us on June 14th, noon-4pm - Celebrate 250 Quilt Trail

107 N. Main St. West Point, NE 68788 • 402-372-2004
 Mon-Fri 9:30-5:00, Sat 9:00-1:00 or by Appointment.
 Check out our patterns & samples!
www.creativenotionsfabrics.com email: crnot99@outlook.com



Insurance made simple, support you can trust

As an independent insurance agency, we offer personalized guidance, clear answers, and plans that fit your life today.



Nicole Creamer Ed.D.
 Owner, Independent Broker
 ☎ 402-685-0547 | Direct
 ✉ NicoleCreamer@NCIS5.com



Madison Huntman
 Individual Market Insurance Specialist
 ☎ 402-204-5911 | Direct
 ✉ Madison@NCIS5.com

Let's review your coverage together.
 Call today.
 (402) 685-0588 Main Office



Liberty House
 B&B Antiques
 441 N 5th St. - Seward, NE | 402-643-2555

Better Together at the Liberty House. Happy 250th

June 27th - Red, White & Bloom Garden Tour
 Join us for our Famous 4th of July Antique Market on Liberty Lawn the week of July 4th.

Lots of old and new on the lawn & in the House! Extra vendors on the 4th. And while you in town, enjoy the Seward Blue River Historical District. Visit the log cabin & heritage sites plus the pollinator garden. 2764 Izaak Walton Road.



Robin's Nest DIY Blog

RED AND BLUE BANDANA

May and June are two of my favorite months. The plants and flowers are blooming, and rain is better than snow! This project is pretty simple as a wall or door hanging. I used red, white, and blue for my colors to go along with this year's celebration of our nation.

YOU WILL NEED:

You will need two colors of bandanas (mine are red and blue traditional but this would be great with veterans colors for Memorial Day), ribbon and twine, a floral stem, 3 small wooden stars about 1.5 inches, scissors, floral wire, wire cutters, white acrylic paint and brush, hot glue gun and glue.



STEP ONE

I cut the bandanas into fourths (this is all I used but you can use the whole bandana, it will just be bigger). I then folded it to make a triangular piece.



STEP TWO

I then cut two pieces of twine and my floral stem. I wired them all together on top of the bandana squares.



STEP THREE

I painted my stars white and glued them on to the twine pieces.



STEP FOUR

I used the narrow ribbon for the bow because my wall hanging is smaller. I used wire to tie it on, but I also glued it all together. I hope your bow turns out better than mine!



A simple red, white, and blue door or wall hanging!

FINISHED!

The Great American Roadtrip Starts Here

By Anna Engen, Staff Writer

There is something timeless about a road trip. The hum of tires on the pavement, a cooler packed with snacks, the anticipation of what lies around the next bend. For many, the National Parks aren't just destinations on a map, they are the backdrops of our family memories and the preserved heart of our American Heritage. As we move into May and June, the gates swing open to some of the most breathtaking landscapes in the world. We invite you to roll down your windows, breathe in the fresh spring air, and explore the natural wonders right in our backyards!

Scotts Bluff National Monument stands as a towering landmark of the Oregon Trail, a massive sandstone sentinel that has guided travelers for centuries. In May and June, the summit offers a breathtaking, 360-degree view of the North Platte Valley, painted in the fresh, bright greens of late spring. Walking through the narrow "Eagle Rock" pass, you can almost hear the creak of the wagon wheels from the pioneers who rested in the shadows of these cliffs. Just a short drive north, you can continue your journey at Agate Fossil Beds National Monument, where the quiet beauty of the Niobrara River valley hides ancient wonders. This is a peaceful retreat that features unique 'corkscrew' fossils and a stunning collection of Native American artifacts.



If the call of the road pulls you further, the journey can only deepen. Crossing west into Wyoming, the plains begin their dramatic climb toward the granite spires of the Grant Teton and the geothermal wonders of Yellowstone. If you choose to head north into South Dakota, the rugged, sculptural peaks of the Badlands await, offering a stark and beautiful contrast to the rolling Nebraska Hills. No matter which direction you steer, the late spring season reveals a landscape in transition, where every mile tells a new story.

As you plan your journey, remember that the heart of any road trip is found in the miles between the milestones. Pull over for the roadside fruit stand, wander through the local antique shops, and enjoy a slice of pie or ice cream in the small towns that serve as the gateways to our parks. Most importantly, bring your camera and a spirit of adventure. The road is calling, and our incredible world is waiting for you.



250 YEARS *of* HISTORY 7 YEARS *of* DOING WHAT WE LOVE HERE'S TO 250 MORE!

Fabric Bash
Threading the Life of the Party

Enter to Win a \$25 Gift Certificate

The Country Register is giving away one \$25 Gift Certificate to be spent at a local advertising Shop to one of our lucky readers! Use it to go shopping at your favorite Country Register advertiser. The drawing will be held on June 2nd and the winner will be announced in our July/August 2026 issue. The gift certificate will be mailed to the winner.

Entry Deadline is June 1st, 2026

(Names are not sold, given away or used for any other purpose.)

Drawing Entry Form

Name: _____

Phone: _____

Address: _____

City: _____ State: _____ Zip: _____

Email Address: _____

Name of my favorite Country Register advertiser is: _____

Tell us what makes this advertiser you favorite: _____

To enter, complete this form and mail to:

The Country Register, PO Box 2015, Belle Fourche, SD 57717

(Photocopy of form is fine. Be sure to answer all questions.)

Or email the information to: countryregisterNEsales@gmail.com and put "Gift Certificate" in the subject line.

Please tell us about a local Nebraska quilt shop, antique store, gift shop, etc that you would like to see advertising in that you would like to see advertising in the special Winter issue of The Country Register:



You can always pick up a copy of The Country Register free of charge at one of the advertising shops. You can also subscribe to receive each issue in your mailbox.

SUBSCRIBE to receive The Country Register

of NEBRASKA

6 times per year for only \$24

Name: _____

Address: _____

City: _____

State: _____ Zip: _____

Phone: _____

E-mail: _____

Start Date (Circle One): Jan/Feb · March/April · May/June
July/Aug · Sept/Oct · Nov/Dec

Submit Subscription with Payment to:
Moxie Marketing of the Midwest (Publisher of The Country Register)
PO BOX 2015 • Belle Fourche, SD 57717 • 605-568-0181
kelsey@moxiemarketingmw.com

Become Inspired

By Annice Bradley Rockwell



Soulful Spaces

As spring comes into full bloom, our yards become abundant with life. Our landscape becomes filled with green more and more each day. Our lawns are transformed and vibrant. The trees that line our country property are showing signs of increased vitality. Our perennial gardens seem to beckon us to enjoy some time getting back to a task we love—nurturing the herbs and flowers that have become a soulful part of what we call home.

With temperatures gently warming and daylight hours stretching out before us, this time of year is indeed a blessing. Spring is the ideal time to tackle some of the tasks we have planned all winter long. Whether it is mending our Williamsburg-style fence or putting a fresh coat of paint on our batten doors, spring often affords us both the weather and the motivation to bring our ideas to life. And at the end of the day, after all of the hard work, the satisfaction felt as you look upon the fresh improvements will be a sweet, welcomed reward to be enjoyed all season long.

Creating Interest and Delight

Preparing and decorating our outdoor spaces is time well spent. As we sip our early morning coffee on our stone patio on one of the first warm mornings, we may come up with special country touches that will add interest and delight to our outdoor spaces. Woven bee skeps are a signature country motif that can be put on a large, seasoned stump or tall post as a focal point to enjoy. Country accents like tall, colorful birdhouses can be hung against the backdrop of a primitive fence to add color amongst the growing herbs. A sundial can be mounted on a hand-hewn post to become a central image in the kitchen clipping garden.

When it comes time to harvest our first batches of tender herbs, there is nothing like bringing out our sturdy, splint gathering buckets to assist in this joyful country task. As we gather, bind, and hang our first bundles of sage, sweet marjoram, and lemon balm, we are easily inspired, for this is only the beginning. Our gardens, whether culinary, medicinal, or decorative will serve us well with our generous care. And in exchange for our efforts our reward will be a feeling of true peace that comes with deep connection.

Honoring True Beauty

This season take time to savor the simple yet significant gifts of spring. Delight in being surrounded by true moments of beauty—like the unexpected return of your first hummingbird, or the vibrant first blooms of the lilac bush that graced your front stepstone for generations. Take comfort in knowing that these reminders will always be around us if we take the time to honor them.

--Annice Bradley Rockwell is an educator and owner of Pomfret Antiques. She is currently working on her book, *New England Girl*.
NewEnglandGirl2012@hotmail.com



SCRAPS & CRAFTS What COULD be Better?

By Deb Heatherly

Summer is a great time to pull out your scraps and put them to use! Scraps not only make great scrap quilts but fun crafts as well. Here are a few ideas for scrap projects to make with your grandchildren or other young people in your life. You can also donate scraps to a friend teaching a summer camp or to someone teaching crafts at Bible school.



For the youngest, cut a variety of colorful squares, rectangles and triangles from the scraps. Add paper, crayons or colored pencils, ribbon or twine and a glue stick, and you have everything you need! These items will be like paint to a young artists mind. As an added bonus you will be teaching about shapes. Small rectangles can be the petals and leaves for a flower. Triangles can be the sails of a boat. Small squares can be eyes and a rectangle can be a mouth on a funny face. The ideas are endless.

Older children, with a bit more patience, might enjoy using small snips in a collage. Tiny pieces can be glued to a drawing they create or use a coloring book page as the backdrop. Color the drawing or page first, then glue tiny bits of like colors on the page. Provide tweezers to help them carefully place the small bits and scissors for needed trimming. As a bonus, provide them with a small clear Christmas ornament in which they can place leftover bits. This ornament will memorialize a fun day.

Those old enough to use a rotary cutter and sewing machine (with supervision of course), are sure to love making the popular "hot dog" pillowcases. If you are not familiar with these, just google "hot dog pillowcase" for a tutorial. The term comes from the technique of rolling up the fabric and then pulling it out on one end. When I owned my quilt shop, this was always a favorite project for my kids club. They loved making them for themselves and as gifts. If you have an embroidery machine, let them personalize them! The look of fascination and delight as they watch the machine stitch out their name always made me smile.

Another favorite of my kids club was anything that lets them play with buttons. This mini flag is a perfect project to celebrate our country's 250th. You will need (1) 6 1/2" square of blue, (3) 1 1/2" x 7 1/2" and (2) 1 1/2" x 12 1/2" strips of red, (2) 1 1/2" x 7 1/2" and (2) 1 1/2" x 12 1/2" strips of white. Sew the 1 1/2" x 7 1/2" strips together and add to the right of the blue square. Sew the 12 1/2" strips together and add below. Sew on buttons in the blue square in any formation. (I added some white chenille on the white strips but that is optional). You can make this into a mini quilt or add a back to make it into a pillow.

Summer is for memories and nothing could be better than creating those memories with the younger generation. When you take the time to instill the love of creation, you do more than just use up a few scraps, you plant the seed of creativity that will last a lifetime. Who knows, the craft you teach today could be a craft they will pass on for generations to come.

Deb Heatherly is a designer for Creative Grids® rulers and the author of eight popular pattern books. Creative Grids® fans are invited to join her Facebook group, "Grids Girls," for tips and inspiration and two free mysteries each year. <https://www.facebook.com/groups/770429649800457/>. Shop Owners are invited to join her group just for you, "Grids Girls for Quilt Shop Owners Only" <https://www.facebook.com/groups/273593657256524>. Visit Deb's website at www.Debscatsnquilts.com



Free Pattern

For more fun and creative inspiration visit:
www.JacquelynnSteves.com



© Jacquelynn Steves

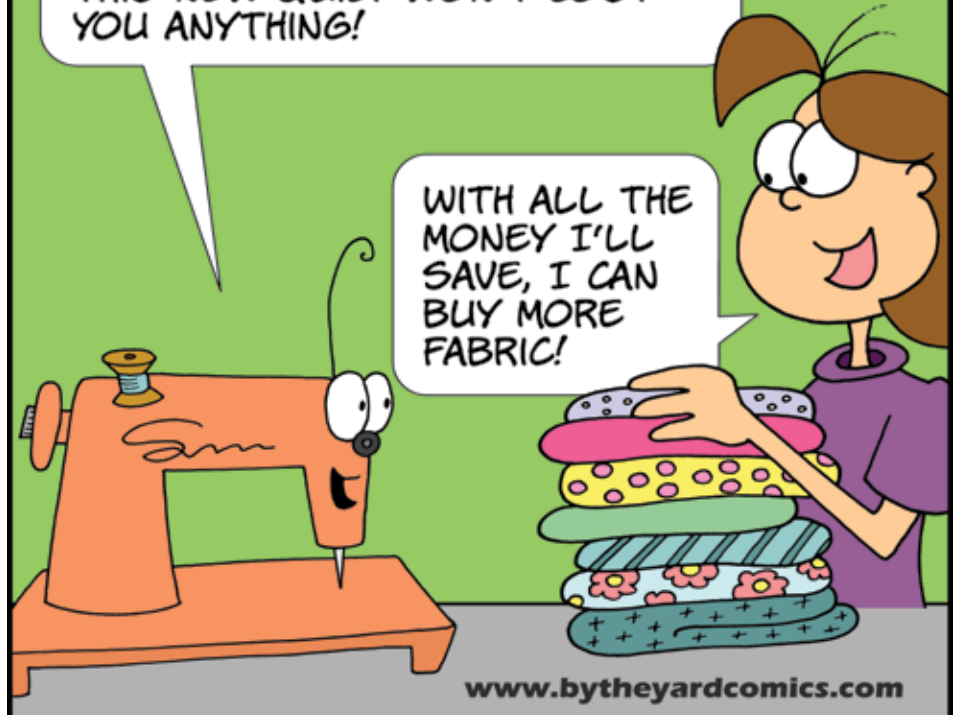
Free Embroidery Pattern – May not be sold or used for commercial purposes. Use this pattern for embroidery, wool applique, punch needle or rug hooking, painted projects or whatever your imagination can dream up! Reduce or enlarge pattern as desired.

By the Yard®

© 2025 Jennifer Lopez

I HEARD THAT IF YOU SEW WITH FABRIC FROM YOUR STASH THEN THIS NEW QUILT WON'T COST YOU ANYTHING!

WITH ALL THE MONEY I'LL SAVE, I CAN BUY MORE FABRIC!



www.bytheyardcomics.com



Find a new
favorite shop!



SEE OUR AD INDEX ON PAGE 18

Nebraska Antique Shops

Voted Best of Grand Island for 16 Years!

"CHUG ON DOWN TO RAILROAD TOWNE"
70 PLUS DEALERS

**RAILROAD TOWNE
Antique Mall**

Gift Certificates for Mother's & Father's Days & Graduation!

Check out our weekly Facebook Live sale every Thursday at 6:30pm

319 W. 3rd St., Downtown Grand Island • (308)398.2222
Regular Hours: Monday-Saturday 10am-6pm • Sunday 1pm-5pm



Simons Says Antiques

Antiques - Collectibles - Primitives - Iron Decor & Signs

Stop in for ice plants and new yard decor for spring!

153 E 5th St., Wahoo, NE

Monday - Friday 10-5 • Saturday 10-4 • Sunday 12-4
Jim & Vicki Simons 402-607-0038

Lincoln's Finest Antique Mall

**TIMELESS TREASURES
ON "O" STREET**

Formerly "Q" Street Antique Market

1717 "O" Street • Lincoln, NE 68508
(402)435-3303

Over 8,000 Sq. Ft. of Quality Antiques and Collectibles, Furniture, Art Glass, Toys, Dolls, Cast Iron, Depression Glass, Primitives, Cut Glass, Royal Doulton, Pottery, Jewelry, Autumn Leaf, Fiesta, Coins, Stamps, Cameras, Marbles, Linens, Wade, Pottery, Reference Books & Postcards....and so much more!

Open Mon-Sat 10-6 • Sun 12-5
www.timelesstreasuresonostreet.com
Major Credit Cards Accepted • Buy-Sell-Consign

**ADVERTISE IN OUR NEW
NEBRASKA ANTIQUE SHOP SECTION!**

- New Advertiser Discount - Over 22 Years of Successful Advertising

For more info, call our Sales Dept, Patty Duncan,
countryregiaterNEsales@gmail.com, 604-591-2428



**Nebraska's
JUNK
JAUNT™**

23rd Anniversary!
Sept. 25 - 27, 2026

Approx. 350 miles of yard/garage sales.
Over 30 town participating with over 500 vendors, selling everything from Granny's hankies to Grandpa's spittoon!
Food vendors in most towns as well.
www.junkjaunt.com

Nebraska's Junk Jaunt
1523 M St., Ste 104
Ord NE 68862
308-346-5151
stacie@junkjaunt.com



ROADTRIP GAMES

License plate game

I spy

Alphabet

Punch buggy

Roadtrip bingo

20 questions

Categories

Fortunately/Unfortunately

Word association

The quiet game


Would you rather

Add to the story

While you were sleeping

Fake news

Press conference



Grilled Corn with Basil

Ingredients


8 ears of corn
Olive Oil
Salt

Directions

- Preheat the grill to medium hot.
- Roll corn in a little olive oil and sprinkle it with salt. When the grill is hot, add corn and close the lid. Rotate the corn a few times, until some of the kernels are blistered and the rest a bright and shiny yellow. This shouldn't take longer than 8 minutes. Be careful not to overcook, or the corn will be dry.
- Meanwhile, add the butter, basil, and salt to a food processor and blend thoroughly. You may need to scrape down the sides once or twice. When the basil is finely chopped and the butter has a light green tint, it's done.
- When the corn comes off the grill, slather it with the basil butter. Sprinkle with a little more salt if desired. Eat immediately.
- Note: basil butter can be made ahead and extra basil butter will keep for about a week or two in the fridge. You can roll it into a log with plastic wrap and slice it off as you need it. It's AMAZING on toast.

Basil Butter

2 sticks unsalted butter at room temp.
1 cup basil, loosely packed
1 tablespoon sea salt



Honey, Lace and More

4713 Hartley, Suite 2, Lincoln, NE 68504 (402) 261-3407
 jane@valhallabeefarm.com
 Mon, Tues, Wed, Fri 1:30-5:00pm • Thurs 3:00-8:00pm • Sat 11:00-3:00pm

FULL LINE OF WEEKS DYEWORKS,
 GENTLE ART THREADS & CLASSIC COLORWORKS,
 BUILDING DMC PEARL 5, CARON WATERCOLORS & KREINIK

NEW SHIPMENTS ARRIVING TWICE A MONTH:
 TATTING BOOKS, SUPPLIES & THREADS
 FABRICS, PATTERNS & NOTIONS

Valhalla Bee Farm
 A Little Taste of Heaven
 www.valhallabeefarm.com

Honey products available!
 Follow us on 



A Better Quilt

Fabric, Kits, Patterns, Notions, & More

Quality Longarm Quilting Since 2008

531-240-0184
 1401 Silver Street
 Ashland, Nebraska

DISCOUNT COUPON
15% OFF
TOTAL PURCHASE

Not valid for Longarm Quilting, Finished Items, or Sale Items
 Limit One Coupon/Discount per Customer Expires June 30, 2026

www.abetterquilt.com

SEWING CENTRE OF LINCOLN

5740 Old Cheney Road; Suite 20
 Lincoln, NE 68516
 531-500-2731

www.sewingoflincoln.com
sewingcentreoflincoln@outlook.com

We are in the AKSNE Shop Hop until the end of May

Lincoln's only Authorized Bernina Dealer
 Classes, fabric, notions and Sew much more

Like us on Facebook
 Sewing Centre of Lincoln

Hours: Monday-Friday: 10am- 5pm
 Saturday: 10am-4pm • Closed Sunday





Mangelsen's
 fabrics that inspire

Come Shop our Patriotic Fabrics!




\$7.99/yd Clearance & Flat Folds
 1/2 yard minimum | Reg. \$12.99/yd

Longarm Quilting

Proudly longarm quilting since 2015!

We offer competitive rates and accept T-shirt quilts!

For more information call us or visit:
www.mangelsens.com



THE CREATIVE CORNER

OPEN SEW! Connect with fellow sewing and quilting enthusiasts. Free to attend but pre-registration is required.

Friday, May 22 from 10:30am-3pm
 Monday, June 1 from 10:30am-3pm
 Friday, June 26 from 10:30am-3pm

To view event calendar or register, visit: www.mangelsens.com/events



Advertiser Directory by Name

A Better Quilt • Ashland, NE.....	17
ACME Fabric & Quilt Co • Blair, NE.....	11
All Kansas & Nebraska Shop Hop • KS & NE.....	8
Bernina Sewing Center • Omaha, NE.....	20
Calico Cottage • Hastings, NE.....	5
The Calico House • Lincoln, NE.....	5
Carol Joy Holling • Ashland, NE.....	11
Celtic Quilter • Omaha, NE.....	20
Creative Notions • West Point, NE.....	11
Fabric Bash • La Vista, NE.....	13
Heartland Quilt Guild • North Platte, NE.....	8
I Bee Quiltin • Norfolk, NE.....	20
Iowa Quilt Museum • Winterset, IA.....	8
Liberty House • Seward, NE.....	11
Mangelsen's • Omaha, NE.....	17
Nebraska Country Quilter • Murray, NE.....	7
Nebraska Junk Jaunt • NE.....	16
Nebraska State Quilt Guild - Quilt Nebraska • Kearney, NE.....	7
Needle Travel •.....	6
Nicole Creamer Insurance Services • Omaha, NE.....	11
Nimble Thimble Quilt Guild • Aurora, NE.....	8
Omaha Quilt Guild • Omaha, NE.....	9
Pat's Creative • Hemingford, NE.....	5
Prairie Point Junction • Cozad, NE.....	5
Quality Sew & Vac • Grand Island, NE.....	20
Quilt Stitches • Beatrice, NE.....	20
Railroad Towne Antique Mall • Grand Island, NE.....	16
Retreat at the Creek • Cedar Creek, NE.....	20
Sew Bee It • Hebron, NE.....	5
Sew What Needle Arts and Quilting • Columbus, NE.....	6
Sewing Center of Lincoln • Lincoln, NE.....	17
Simons Says Antiques • Wahoo, NE.....	16
Stitch & Chatter • Benkelman, NE.....	20
The Quilt Basket • York, NE.....	20
The Quilt Rack • North Platte, NE.....	19
The Quilt Shop • Wakefield, NE.....	5
The Sampler • Omaha, NE.....	6
Timeless Treasures on "O" Street • Lincoln, NE.....	16
Valhalla Bee Farm • Lincoln, NE.....	17
Wagner's Quilts and Conversation • Arapahoe, NE.....	19

Advertiser Directory by Location

Arapahoe, NE • Wagner's Quilts and Conversation.....	19
Ashland, NE • A Better Quilt.....	17
Ashland, NE • Carol Joy Holling.....	11
Aurora, NE • Nimble Thimble Quilt Guild.....	8
Beatrice, NE • Quilt Stitches.....	20
Benkelman, NE • Stitch & Chatter.....	20
Blair, NE • ACME Fabric & Quilt Co.....	11
Cedar Creek, NE • Retreat at the Creek.....	20
Columbus, NE • Sew What Needle Arts and Quilting.....	6
Cozad, NE • Prairie Point Junction.....	5
Grand Island, NE • Quality Sew & Vac.....	20
Grand Island, NE • Railroad Towne Antique Mall.....	16
Hastings, NE • Calico Cottage.....	5
Hebron, NE • Sew Bee It.....	5
Hemingford, NE • Pat's Creative.....	5
Kearney, NE • Nebraska State Quilt Guild - Quilt Nebraska.....	7
La Vista, NE • Fabric Bash.....	13
Lincoln, NE • Sewing Center of Lincoln.....	17
Lincoln, NE • Timeless Treasures on "O" Street.....	16
Lincoln, NE • The Calico House.....	5
Lincoln, NE • Valhalla Bee Farm.....	17
Murray, NE • Nebraska Country Quilter.....	7
Norfolk, NE • I Bee Quiltin.....	20
North Platte, NE • Heartland Quilt Guild.....	8
North Platte, NE • The Quilt Rack.....	19
Omaha, NE • Bernina Sewing Center.....	20
Omaha, NE • Celtic Quilter.....	20
Omaha, NE • Mangelsen's.....	17
Omaha, NE • Nicole Creamer Insurance Services.....	11
Omaha, NE • Omaha Quilt Guild.....	9
Omaha, NE • The Sampler.....	6
Seward, NE • Liberty House.....	11
Wahoo, NE • Simons Says Antiques.....	16
Wakefield, NE • The Quilt Shop.....	5
West Point, NE • Creative Notions.....	11
York, NE • The Quilt Basket.....	20
NE • Nebraska Junk Jaunt.....	16
KS & NE • All Kansas & Nebraska Shop Hop.....	8
Winterset, IA • Iowa Quilt Museum.....	8
Needle Travel •.....	6

If you're reading this so are your customers!
Advertise with the Country Register today!

Our customers use the Country Register as a travel guide!

Contact us for your small business or community event rates!

Rates as low as \$85*

Contact: Patty Duncan

countryregisternesales@gmail.com | 605-591-2428

Life... to be Continued

by Wayne M. Bosman



Last year was a momentous and chaotic one for our little family with the passing of both my daughter and my mother, but life continues on. With spring's annual rebirth going on all around us comes an inspiration to see what life has in store for us in this new season of life. While I am still slowly opening my eyes and heart to the joy of life, Kerri has already started exploring hers.

For her, the place to start was to revisit things that she has enjoyed in the past. She has always loved local history and been an avid seamstress. She has spent the last few years teaching preschool to indulge her love of young children. A natural meeting point of these things fell into place for her this spring.

When we moved to the North Carolina coast a couple of years ago, a new local history opened up. Because life can be busy, we never had time to explore the history of the region. We had passed right by the History Museum of Carteret County many times, always vowing to stop in. We have time now. What we found was an opportunity for her to pursue three of her loves.

The museum started a program aimed at opening up fourth graders to how their area was settled and grew to what it is now. Kerri fit right in. Over the years she made a number of true to period dresses that she wore giving tours at historical sites. Most of them still fit, although some apparently shrank or something....

She augmented them with new dresses and aprons that she spent enjoyable evenings creating. One of her characters that she got to portray for the Museum program was a locally well-known woman who was a Civil War era spy for the Confederacy. Miss Emeline spent the war smuggling supplies to Confederate soldiers across Union lines. The voluminous skirts of the era coupled with a lady's personal modesty gave her plenty of hiding places. Kerri stitched together a slip with pockets capable of holding a pair of boots, two pairs of pants, bandages, sewing articles and an entire ham without looking out of place. She put her hair up in a way common to the era and hid notes in her hair that she gave to the fourth graders during their field trips.

The children loved it all. Opening a window for them to a time when there was no internet, no television or even radio. Telephones were not yet invented, much less cell phones. Cars? No. Malls? No. For most families, a trip to town was a major undertaking to sell what they produced or to buy what they couldn't. Kerri would come home from the museum excited and enchanted by the questions the children asked, and how some children's eyes lit up when something caught their imagination.

Kerri, for her part, started sewing things by hand whenever she could, to try to make everything as true to life as possible. No more zippers, which weren't invented yet. Elastic, invented in 1820, was technically okay, but the likelihood of it being available here was small. Buttons, hooks and ties were the order of the day. Dyeing by hand was common, especially with indigo as a local cash crop. She hasn't tried that yet.

For Kerri, Spring has sprung. For me, the first tentative shoots are emerging from my fallow soil. I hear the birds more now, insistently calling out their springtime message. I look over my unfinished projects and actually finishing some! I look out at the ocean, waiting for the schools of fish to migrate through, following a rhythm that only they understand. I stay still, grateful that I have a life to be continued.

Wayne M. Bosman is a retired auto mechanic living in Cape Carteret, NC. His email is wbosman1@gmail.com.

Wagner's Quilts & Conversation
 250th Anniversary of the USA | QUILT SHOW 2026
 July 4th at Ella Missing Community Center • Arapahoe, NE
 THEME: Patriotic, of Course! Sponsored by Wagner's Quilts
 Three Divisions: Wall Hanging, Throw, Twin or Larger
 1st, 2nd, 3rd Place Prizes in each Division

404 Chestnut St. Arapahoe, NE 68922
 1/2 blocks E. of Subway

Shop Hours: Mon-Fri 10-5, Sat 10-4
 e-mail: wagnersquilts@wagnersquilts.com
 308-962-8458

Follow us on Facebook #wagnersquiltsconversation

ALL KANSAS & NEBRASKA SHOP HOP

Our shop features great new fabrics and unique ideas. We are also the home of Cabin Cutie patterns by Cut Loose Press. Find everything for the quilter, wool appliquer and rug hooker.

The Quilt Rack

101 West Front Street, North Platte, NE
 (308) 532-2606

www.the-quilt-rack.com
 Open Mon-Fri 10-5 • Sat 10-4

Hawaiian Chicken Kabobs

Ingredients

- 3 tablespoons soy sauce
- 3 tablespoons brown sugar
- 2 tablespoons sherry
- 1 tablespoon sesame oil
- ¼ teaspoon ground ginger
- ¼ teaspoon garlic powder
- 8 boneless, skinless chicken breasts, cut into 2-inch pieces
- 1 (20 ounce) can pineapple chunks, drained
- 8 bamboo skewers, soaked in water for 20 minutes



Directions

- 1.) Combine soy sauce, brown sugar, sherry, sesame oil, ginger, and garlic powder in a shallow glass dish. Add chicken pieces and pineapple chunks; stir until well coated. Cover the dish; marinate in the refrigerator, 1 to 2 hours.
- 2.) Preheat the grill to medium-high heat and lightly oil the grate.
- 3.) Thread chicken and pineapple alternately onto skewers. Discard excess marinade.
- 4.) Cook on the preheated grill, turning occasionally, until chicken is no longer pink in centers and the juices run clear, 15 to 20 minutes. An instant-read thermometer inserted into centers should read at least 165 degrees F (74 degrees C).



Retreat at the Creek

Enjoy a small group retreat house in a small town Nebraska, located in Cedar Creek approximately 30 miles from Omaha and 45 from Lincoln. This modern cabin will sleep 7 and has all the amenities for your quilting or crafting needs. We provide tables, office chairs, design walls, ironing boards, and irons. Completely furnished and well lit, just bring your quilting or crafting projects, personal items, and food. This cabin is also wheelchair accessible.

Contact Jackie: 402-981-0119 or retreatatthecreek@gmail.com for availability, additional information and to make your reservation.



Welcome to *Stitch and Chatter* quilt store! We offer an old-fashioned quilting bee atmosphere. Quilting supplies, Machines & Machine Quilting

Stop in & see our Exclusive (to our shop) Hand-Dyed Fat Quarters

Idona Duncan • Certified Handi-Quilter Tech
Stitchnchatterstkn@gmail.com | 513 Chief Street, Benkelman, NE 69021

785-425-8677 | www.stitchandchatter.com
 Open M-F 10am-5pm, Sat by Appt

Handi Quilter
 Authorized Retailer

BERNINA

Stop by for a personal demonstration!

We carry **KIMBERBELL** Basics & Silky Solids fabric, designs & blanks

Now offering E2E Quilting

Quality Sew & Vac

1004 N. Diers Ave Ste 250 Grand Island
sewon@myqualitysew.com 308-382-7310




BERNINA Sales & Service

Fabric • Patterns • Notions • Classes
 Longarm Quilting Services & Sewing Machine Repairs

Stop In and See Us
 When traveling this Spring & Summer

402-362-5737
www.thequiltbasket-york.com
info@thequiltbasket-york.com

718 N Lincoln Ave • York NE 68467
 Hours: Mon-Fri 9:30am-5:30pm
 Thursday until 6pm • Sat 9:30-3pm

We are a Kimberbell Certified Store



Quilting Fabrics, Notions, Patterns & Books

SAY IT AIN'T SEW!
 We will be CLOSED
 Saturday, May 23rd - Monday, May 25th

Located on The River Point District in Downtown Norfolk
 322 W Norfolk Ave • Norfolk, NE 68701
 402-371-0045 • ibeequiltinllc@gmail.com

Regular store hours: Mon-Fri 9:30-5:30 • Sat 9:30-2

Find Us On Facebook!



celtic quilter

5080 S 108th St, Omaha, NE 68137
 402-512-7195 celticquilteromaha.com

AccuQuilt	KimberBell
Martelli	Longarm Servies
Unique Sewing Furniture	Open Sews
Floriani, Embellish, Glide, Aurifil	

largest Classrooms in the Omaha Area
 Full Class Schedule including
 National & International Educators




PFAFF

Husqvarna VIKING



QUILT STITCHES

Longarm Quilting Services & Sewing Machine Repairs
 Authorized Bernina & AccuQuilt Signature Dealer

June 1st marks our 9th anniversary! Join our celebration all week long!

Shop with us online at quilt-stitches.com
 505 Court Street ~ Beatrice, NE 68310 ~ 402.223.1916
www.quilt-stitches.com | quiltstitches@windstream.net

ALL KANSAS & NEBRASKA SHOP HOP
 April - May 2026

Like us on Facebook: Quilt Stitches

Hours: Monday-Friday: 10-5:30 • Saturday: 10-4:00




BERNINA SEWING CENTER
50th ANNIVERSARY
 1976 - 2026

BERNINA SEWING CENTER of OMAHA

10144 Maple St. Omaha NE
berninaomaha.com
 (402) 572-1212