

The Country Register®

Available across the U.S.A. & Canada

May - June 2026

KANSAS

COMPLIMENTARY


Your Complimentary Guide to Kansas Specialty Shopping & Events!

America the Beautiful!



Celebrating America's 250th Birthday!
The Great American Roadtrip

What's Inside?



- Traveling With Purpose - pg. 4
- Idle Time Filled With Stitches - pg 7
- Cup of Tea with Lydia - pg. 8
- Robin's Nest DIY - pg. 9
- Betsy Ross - pg. 10
- Book Review/Giveaway - pg. 11
- The Great American Road Trip Starts Here - pg. 13
- Life...To Be Continued - pg. 14
- **Kansas Advertiser Index- pg. 16**
- **Kansas Map- pg. 17**
- Become Inspired - pg. 18
- Scraps & Crafts - pg. 19
- Kansas State Facts - pg. 20



SCAN THIS CODE and get a Google map of all our Country Register Shops in Kansas! Or Go Online to see the map!



Use the Country Register as a **Travel Guide** on your next adventure!

Index on page 19 by Name & Community
Help you find & explore a new shop!



www.MoxieMarketingMW.com
• 605-568-0181 • Kelsey Ruzicka •

Publisher of this Country Register!

Editor's Notes

Traveling Our Great States

This issue is packed full of great articles, tidbits and events. This is part one of our two-part celebration for America's 250th anniversary. Red, white and blue themes throughout. We typically talk about travel and exploring our area, so this issue is focused on the Great American Roadtrip. There is so much wonder and awe to be had right here within our 50 states. Be sure to explore!

Last year, my family and I had the opportunity to explore two great states - Texas and Florida. We have been to south Texas several times visiting family that winter down there. The beaches are beautiful and full of sand dunes. The shells are so fun to wander around and collect. The sea birds are amusing, I could watch them all day. The beach life speaks right to my soul and fills my cup. I love it there. We have explored fun local restaurants and shops. We have watched fireworks over the bay for the holidays. I love walking through the display of sand castle art in awe of the talent and creativity. It is truly an amazing place.

Around Christmas time, we went to Florida for my parent's 40th wedding anniversary trip. I have to say... wow! I've been to Florida before (and LOVE IT). On the Atlantic side. This time we were down on the Gulf side. The beaches are pure white, the ocean green and warm. The shells are out of this world cool! Not to mention we just thoroughly enjoyed our beach life on the resort. There is something magical about watching kiddos play and radiate happiness in the sand and surf. We all just were completely relaxed and enjoying salt, sun and sand.

Both of these trips were packed full of joyous memories and picture-worthy recordings of our adventures. But, we really didn't have to leave our state to find equal beauty and wonder. Our family camps by a lake in our home state each summer, hikes the forest, drives just to watch the beautiful sunset over the prairie and has had many fun nights gazing in wonder at the stars and different celestial events we have had this year.

Our great states are packed full of their own wonder. Their own picture-worthy adventures. And, each state has a rich history of more than two centuries. I am so blessed to live in this great country. I hope you have the chance to get out and not just explore a new state, but stop and enjoy the wonder right in your own backyard.

Kelsey

countryregisterkansas@gmail.com
kelsey@moxiemarketingmw.com
Office: 605-568-0181



Kelsey Ruzicka

Publisher of
The Country Register
of Kansas



The Country Register™
Available across the U.S.A. & Canada

www.countryregister.com

The Country Register of Kansas

Kelsey (Snyder) Ruzicka, Publisher
Produced by Moxie Marketing of the Midwest, LLC
PO BOX 2015 • Belle Fourche, SD 57717
605-568-0181 Office

www.countryregister.com/kansas
www.moxiemarketingmw.com

Publisher's contact numbers across the USA & Canada for The Country Register

Send \$3 to any publisher below to obtain a paper from another area:

* Indicates these editions are available on-line at www.countryregister.com.

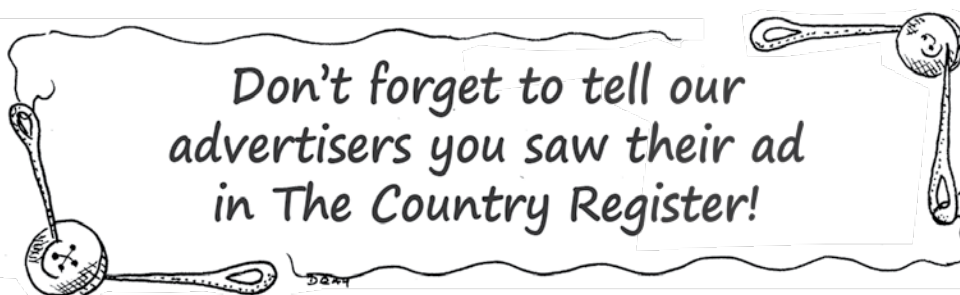
Owners: Barbara Stillman and Lolly Konecky, 515 E Carefree Hwy, #1128, Phoenix, AZ 85085, 602-942-8950

- * Arizona: Barbara Stillman and Lolly Konecky, 515 E Carefree Hwy, #1128, Phoenix, AZ 85085, 602-942-8950
- * Arkansas: Lenda Brown, P.O. Box 32581, Oklahoma City, OK, 73123, 405-470-2597, lenda@countryregister.com
- * California: Barbara Stillman and Lolly Konecky, P 515 E Carefree Hwy, #1128, Phoenix, AZ 85085, 602-942-8950
- * Colorado: Jan & John Keller, 16755 Oak Brush Loop, Peyton, CO, 80831, 719-749-9797
- * Connecticut: Dave & Amy Carter, P.O. Box 365, New Market, MD 21771, 866-825-2917, Fax 866-261-9641
- * Delaware: Merle and Gail Taylor, P.O. Box 594, New Market, MD, 21774, info@countryregisteronline.com
- * Florida: Dave & Amy Carter, P.O. Box 365, New Market, MD, 21774, florida@countryregisteronline.com
- * Georgia: Linda Parish, P.O. Box 389, Lexington, GA, 30648, trga@windstream.net
- * Idaho (N): Kelsey Ruzicka, P.O. Box 2015, Belle Fourche, SD 57717, 605-568-0181, kelsey@moxiemarketingmw.com
- * Idaho (S): Barbara Stillman and Lolly Konecky, P 515 E Carefree Hwy, #1128, Phoenix, AZ 85085, 602-942-8950
- * Illinois: Lenda Brown, P.O. Box 32581, Oklahoma City, OK, 73123, lenda@countryregister.com
- * Indiana: Gail & Merle Taylor, P.O. Box 594, New Market, MD, 21774, info@countryregisteronline.com
- * Iowa: Linda Glendy, P.O. Box 6, Tama, IA, 52339, IowaCountryRegister@mchsi.com
- * Kansas: Kelsey Ruzicka, P.O. Box 2015, Belle Fourche, SD 57717, 605-568-0181, kelsey@moxiemarketingmw.com
- * Kentucky: Chris & Kelly Kennedy, 5804 Whiterose Way, New Market, MD 21774 443-243, cowprintdesigns@gmail.com
- * Maine: Deborah Daney, 660 Country Club Road, Sanford, ME 04073, 207-324-7482
- * Maryland: Dave & Amy Carter, P.O. Box 365, New Market, MD, 21774, ads@countryregisteronline.com
- * Massachusetts: Dave & Amy Carter, P.O. Box 365, New Market, MD, 21774, ads@countryregisteronline.com
- * Michigan: Bill and Marlene Howell, 3790 Manistee, Saginaw, MI, 48603-3143, 989-793-4211
- * Minnesota: Kim & Mickey Keller, 12835 Kiska St. NE, Blaine, MN, 55449, minnesota@countryregister.com
- * Missouri: Lenda Brown, P.O. Box 32581, Oklahoma City, OK, 73123, lenda@countryregister.com
- * Montana: Kelsey Ruzicka, P.O. Box 2015, Belle Fourche, SD 57717, 605-568-0181, kelsey@moxiemarketingmw.com
- * Nebraska: Barbara Stillman and Lolly Konecky, 515 E Carefree Hwy, #1128, Phoenix, AZ 85085, 602-942-8950
- * Nevada (N): Barbara Stillman and Lolly Konecky, P 515 E Carefree Hwy, #1128, Phoenix, AZ 85085, 602-942-8950*
- * Nevada (S): Glenna Dunn, 4568 Carol Circle, Las Vegas, NV, 89120, 702-523-1803
- * New Hampshire: Michelle Hatch, 20 Chester Street, Chester, NH 03036, 603-571-1822
- * New Jersey: Merle and Gail Taylor, P.O. Box 594, New Market, MD, 21774, info@countryregisteronline.com
- * New Mexico: Jan & John Keller, 16755 Oak Brush Loop, Peyton, CO, 80831, 719-749-9797
- * New York: Dave & Amy Carter, P.O. Box 365, New Market, MD, 21774, ads@countryregisteronline.com
- * North Carolina: Barbara Stillman and Lolly Konecky, 515 E Carefree Hwy, #1128, Phoenix, AZ 85085, 888-942-8950
- * North Dakota: Kelsey Ruzicka, P.O. Box 2015, Belle Fourche, SD 57717, 605-568-0181, kelsey@moxiemarketingmw.com
- * Ohio: Barb Moore, P. O. Box 37, Cable, OH, 43009, ohiocountryregister@yahoo.com
- * Oklahoma: Lenda Brown, P.O. Box 32581, Oklahoma City, OK, 73123, lenda@countryregister.com
- * Oregon: Barbara Stillman and Lolly Konecky, 515 E Carefree Hwy, #1128, Phoenix, AZ 85085, 602-942-8950
- * Pennsylvania: Gail & Merle Taylor, P.O. Box 128, Owens Cross Roads, AL 35763, 888-616-8319, Fax 800-609-0278
- * Rhode Island: Dave & Amy Carter, P.O. Box 365, New Market, MD, 21774, ads@countryregisteronline.com
- * South Carolina: Barbara Stillman and Lolly Konecky, 515 E Carefree Hwy, #1128, Phoenix, AZ 85085, 888-942-8950
- * South Dakota: Kelsey Ruzicka, P.O. Box 2015, Belle Fourche, SD 57717, 605-568-0181, kelsey@moxiemarketingmw.com
- * Tennessee: Chris & Kelly Kennedy, 5804 Whiterose Way, New Market, MD 21774 443-243, cowprintdesigns@gmail.com
- * Texas: Lenda Brown, P.O. Box 32581, Oklahoma City, OK, 73123, lenda@countryregister.com
- * Utah: Available
- * Vermont: Michelle Hatch, 20 Chester Street, Chester, NH 03036, 603-571-1822
- * Virginia: Dave & Amy Carter, P.O. Box 365, New Market, MD, 21774, ads@countryregisteronline.com
- * Washington: Barbara Stillman and Lolly Konecky, 515 E Carefree Hwy, #1128, Phoenix, AZ 85085, 602-942-8950
- * West Virginia: Dave & Amy Carter, PO Box 365, New Market, MD, 21774, ads@countryregisteronline.com
- * Wisconsin: Scott & Jennifer Hughes, P. O. Box 276, Altoona, WI, 54720, jennifer@countryregisterofwisconsin.com
- * Wyoming: Kelsey Ruzicka, P.O. Box 2015, Belle Fourche, SD 57717, 605-568-0181, kelsey@moxiemarketingmw.com

CANADA

- * Alberta: Ruth Burke, P.O. Box 97, Heisler, AB, T0B2A0, 780-889-3776, countryregab@yahoo.com
- * British Columbia: Bryan Stonehill, Box 1338, Summerland, BC, V0H 1Z0, 800-784-6711
- * Manitoba & Saskatchewan: Scott & Marj Kearns, Box 850, Kipling, SK, S0G 2S0, countryregister@sasket.net
- * Ontario: Harriet Ramos, Box 60, 4338 Innes Rd., Orleans, ON K4A 3W3, 343-882-5812

America the Beautiful



The Country Register of Kansas

May/June 2026 • Volume 28 • Issue 3

The Country Register began in Arizona, in the fall of 1988, to provide effective, affordable advertising for shops, shows, and other experiences enjoyed by a kindred readership. Since then the paper has spread to many other areas, all of which are listed below. Look for the paper in your travels.

The Country Register of Kansas is published every two months.

Copyright 2026.

Reproduction or use, without permission, of editorial or graphic content in any manner is prohibited by law. The Country Register is a registered business trade name. Moxie Marketing of the Midwest, LLC produces The Country Register of Kansas. Please make checks payable to Moxie Marketing.

Subscription price: 1 year, 6 issues, \$24.00. Single copies: \$3.00. This paper is furnished free at each advertiser, highway welcome centers, tourism centers, shows, events, and other selected locations throughout Kansas.

Articles published in this newspaper, which are contributed from outside sources, express the opinions of their authors only and may not express the viewpoints of the management and staff of The Country Register. Such articles that are accepted for publication herein may be edited at the sole discretion of the publisher.

Responsibility for products advertised in this newspaper lies with the advertisers themselves. Though The Country Register will not knowingly publish fraudulent materials or fraudulently obtained materials, we are not liable for any damages arising from the purchase or use of products advertised herein.

SEE OUR AD INDEX ON PAGE 16


Next Deadline: Ads and articles for the
July/August 2026 issue is June 7, 2026.

STITCH YOUR STORY WITH

FLOSS & NEEDLE

Cross-Stitch Supplies & Custom Framing

206 S. Centennial Dr.
McPherson, KS 67460
www.FlossAndNeedle.com



Raccoon Quilt Company
101 E. Main • Harper KS
316-259-3914 • 9square@raccoonquilt.com

All Kansas Nebraska Shop Hop Through May 31!
Come Hop with Us!

Super Discounts & Prizes Each Week and Month.
Silent Auction: 150 Crown Royal bags.

1700-1900 Bolts of Fabric, Embroidery Floss,
Aurifil Threads, Patterns & Notions Available!

Shop Hop Hours:
Mon-Sat 9am - 6pm
Sunday, May 17, - 12:30 to 5 pm

Check Out Our Entire Inventory Online!
Hours: W-Fri 10-5; Sat 10-2 • www.raccoonquilt.com



SEW COUNTRY

Come see why we're THE Quilting Destination in North Central KS!

More Than A Quilt Shop
Stop in for more than just Fabric!

Quilting Fever?
We've got you covered!

Thousands of Bolts of Fabric!
NEW Original patterns by Sew Country!
Lots of new fabric, books & patterns -
Many Gift, kitchen and seasonal items!
We offer Longarm quilting services!

Grab a group of quilters and join us for the hop! ...
All Kansas Nebraska Shop Hop Through May 31st!

1834 M Street, Belleville, KS - 785-527-2332
M-F 9:00-5:30, Sa 9-5 - sewcountry@nckcn.com
www.sewcountryetc.com


Textile Art/Retail Therapy Shop
415 N. Main • Burden, KS • 620-438-2172

Fabric • Notions • Patterns
• Classes. . . and More

All Remnants Are 25% Off!

A KONA 360 shop
Offering Longarm Quilting Service

Follow us on Facebook
Hours: W-F 10-5, Sat 10-3



LIL' RED HEN QUILT SHOP

- Wide selection of quality fabrics, from classic to contemporary designs.
- Friendly staff ready to help you find the perfect materials and offer quilting tips.
- Discover patterns to make your next project truly special.
- Supplies & Accessories: From threads and batting to rulers and rotary cutters—everything in one place!

Hours of Operation:
Tuesday - Friday 10am - 5pm
Saturdays 9am - 3pm
Closed on Sundays and Mondays
On-Line Shopping available!

Lil' Red Hen Quilt Shop
7 South Agate
Paola, KS 66071
913.294.5230
www.lilredhenquiltshop.com
jenny@lilredhenquiltshop.com



Traveling with Purpose

By Julie Pirtle



I have very fond memories of summer vacations. Looking back from a parent's perspective, it is very clear how much time and effort was spent by my parents to make our vacations fun. With that being said, my Dad was a "get there now with no frivolity" kind of guy. Me on the other hand? I wanted to stop and read historical markers and stop at every roadside wonder.

The saying "It's about the journey, not the destination" rings true with me. The journey can be just as much fun as the destination! Our country is rich with history and whimsy. Taking the time to experience it all adds such a layer of richness to a trip.

Share your route with your children and challenge them to come up with interesting (or crazy) stops they'd like to experience. Being part of the planning can give them ownership in the upcoming adventure. If you have no kids on board, challenge yourself!

Bring an empty tablet or journal and make daily entries. Include funny things that happened, places you visited and people you encountered. Encourage children to do the same.

If you are the kind of person that likes to document your trips with souvenirs, be sure to bring along a storage envelope. Make sure that it is large enough to hold brochures, maps, etc.

The journaling and souvenirs will come in very handy when it's time to make your photo album (whether it's scrapbooked or digital). It's so nice to have everything in one place and to also have written notes when it's time to create.

Be CURIOUS! Stop at the historical markers. They are there for a reason. Take in the information. Look at the scenery and imagine what it was like when history was taking place.

Have FUN! Unlike my Dad, my husband will stop to let me look at anything (bless his heart!!). The last time we did this was for a Flintstone roadside attraction in Arizona. It had life size simulations of their cars.

On that same trip, we found ourselves standing on the corner in Winslow, Arizona. Of course, we had to take photo opportunities at both attractions! It still makes me smile whenever I see the pictures.

Don't RUSH! Enjoy the culture, people and geography. It's memory making time.

Packing items to make the trip more convenient is also important. Of course, ample supplies of water and weather appropriate items are a must. However, there are a few items that I always include when traveling. Hand sanitizer. A roll of paper towels for spills. Disinfectant spray for hotel rooms. Zip lock bags are great to have on hand for emergency ice packs or the shell collection you found on the beach. Chip clips for snack bags. Anything that will make life easier!

So, get on the road little doggie! Stop and look at that largest ball of string. Take a picture. Preserve the memory. You will be glad you did.

(P.S. Don't forget to strap Grandma to the top of the car before you head out. They do it in the movies, right?!?!?) We've got this vacation thing down. I know we do!

Julie Pirtle lives in Eagle Point, Oregon. She is a Professional Organizer and owner/operator of Clutter Happens. She also works with clients nationally through video consultations. The Clutter Challenged can reach her on Facebook:/clutterhappens or email her directly: clutterhappens@yahoo.com

Find a new favorite shop!

SEE OUR AD INDEX ON PAGE 16





Overbrook Quilt Connection
FULL-SERVICE QUILT SHOP
featuring classes and personal attention
Drop by the shop - or visit us Online!
 Open Tues - Sat 10 am to 5 pm
 785-665-7841
 500 Maple, Overbrook KS
 Celebrating 30 years in Business!

United Sew America!
Join Us for the
All Kansas Nebraska
Shop Hop!

www.overbrookquilts.com

All Kansas & Nebraska Shop Hop
April and May 2026
Over 45 stores, 100's of Prizes and
New this year - Free Note Cards
 Visit AllKansasNebraskaShopHop.com
 & Join their Facebook Group:
facebook.com/groups/allkansasnebraskashophop

CREATE
 tomorrow's treasures.

Visit our friendly staff for all your quilting needs.
 Over 2,500 bolts of cotton fabrics • Books and patterns • Notions
 Dishtowels • Kits • Stencils • Machine Quilting service available.

Picket Fence Quilt Co.
Your stash needs a refresh! Check out our new collections arriving weekly!
pfqco.com
 7011 W. CENTRAL #129 • WICHITA KS
 316.558.8899 • M- SAT 10-4

Hidden Treasures Quilt Shop
 101 N. Commercial, Mankato, KS 66956 ~ 785-378-8020
"Look inside for the purple door"
 Fabric, Notions, Patterns, Books
 Embroidery Patterns - DMC Floss
 Handcrafted Gift Items
Ask for Class Information
 Hours: M-F 10-6 Sat 10-5
hiddentreasuresquiltshop@gmail.com

Sale Days
 • May 18
 • June 18
 May is the last month of the
 All Kansas Nebraska Shop Hop.
 Closed May 25, Memorial Day.

PLACE YOUR AD WITH OUR SALES TEAM!
countryregisterkansas@gmail.com | 605-568-0181

GIRLFRIEND WISDOM

...is the thing with feathers
 that perches in the soul and sings
 the tune without the words,
 and never stops at all.

Emily Dickinson

HOPE

Emily Dickinson, was a very wise woman!
 Her connection with nature and virtues like Hope, take us to a more profound level beyond wishful thinking. Hope perseveres through trials and helps us maintain our moral integrity.
 Hope is the combination of the desire for something and the expectation of receiving it. When Ms. Dickinson connects the concept with nature it gives us a visual and sensual experience. I can just hear that little sparrow singing a song about flying to her babes still within the shell of her eggs.

GIRLFRIEND WISDOM:
 Hum a tune of Hope when doubt enters your world,
 it will calm your mind, lower your heart rate,
 and bring you some peace!

Joy & Blessings,
 Jody

Girlfriend Wisdom is written and illustrated by Jody Houghton®.
 Color files of this writing and artwork are available: www.JodyHoughtonDesigns.etsy.com

Needle Me Forever

Machine Quilting
Edge to Edge
Pantographs &
Custom Quilting
(Batting included
in price)

408 E. Washington
 Arma, KS 66712
 620-347-8355
bdbabcock@ckt.net

Hours Wed-Fri 1-5, Sat. 9-1

 **Seneca Variety**
Everything & More

Your EVERYTHING & MORE STORE
We welcome you to experience everything Seneca Variety has to offer.
Quality fabric, notions, crafting items, toys, gifts and more!

Home of the 5th Weekend Fabric Sale!

425 Main St. · Seneca, KS
785-336-6126
Hours: M-F 8:30-5:30, Sat: 8:30-4

Next Sale May 29 & 30, 2026
20% Off Fabric, Precuts and Patterns
25% Off if You Finish the Bolt.

 **LET IT SEW**

New and Used Sewing Machines
Sales and Service
Fabrics and Quilting Supplies
Scissor and Shears Sharpening

2501 Market Place
Salina KS 67401
785.515.2438
M-F 10-6; Sat 10-5
www.letitsew.net

BERNINA
AUTHORIZED DEALER

 **JANOME**

Idle Time Filled With Stitches

by Liz Granberg-Jerome Timeless Stitches

Recently my husband Les and I went to Ohio for him to attend the 2026 Buckeye Game Fest, a tabletop board game convention that was nearly a week long. Knowing I would have a LOT of idle time on my hands in the hotel room while he was downstairs gaming, I planned ahead for some dedicated sewing time. Not being an avid hand-sewer, I took my Singer Featherweight, sewing supplies, and a couple of quilt projects to work on during those long hours.



Pre-planning is essential if you're going to create a workable sewing area in a single room with limited space. Not only did I pack my machine and basic supplies in my notions/toolbox, I also packed a small foldable table to work on, a multi-outlet extension cord tower, and my favorite iron that heats up hot and fast. I nearly always add the bag with my SewSteady extension table that also holds several large/long rulers, an 18"x24" cutting mat, and my 18" wool mat for pressing. Having an ironing board hanging in the hotel room is a true blessing as putting the wool mat on it saves doubling my cutting area for a pressing area.

Once we were in our room, I checked out the space. There were windows from wall to wall providing lots of natural light and a more than adequate desk with what appeared to be a granite top that was at least six feet long. The chair was comfortable, although not on wheels. I set up my table at one of its lower positions to match the height of the chair, added my SewSteady extension to my machine, and got ready to work.

Being in a room with two queen beds, there was plenty of space to spread out. The bed nearest the sewing area is where I laid out all of the pieces I would be working with. The ironing board was set up behind the sewing table, and the cutting mat and rulers were on the built-in desk. Soon I was ready to dive in!

The project I took with me was Cattails in the Meadow, a QuiltWorx.com Judy Niemeyer foundation paper pieced quilt, that was in progress. I had purchased the pattern and kit for a gorgeous Mardi Gras themed bright colored star on black, rather than the more sedate colors of the original pattern. I had fallen in love with this version after seeing it made up as a shop sample while shop hopping quite a few years ago at Holton's Quilting on the Square that, sadly, is no longer there. With recent projects, I'm using more bright colors set in a black background as they seem to truly pop and make a bold statement when done! The center section of the quilt was completed at a retreat four years ago. I knew when I went back to it, it would take some time to review the sometimes-confusing cutting directions for the colored pieces and the assembly instructions. With full days of (mostly) uninterrupted time to really concentrate on the pattern and process, I was able to complete all but the final four setting squares, which will go quickly now that I've completed the assembly of the setting triangles, which are very similar. I left with a feeling of great accomplishment coming home with a quilt top that was now about 80% complete!

Once I was comfortable with the process and had started chain piecing multiple parts, I truly enjoyed putting on my headphones and listening to a great book while I stitched. Having audio books to listen to while I'm sewing has become about the only way I "read" anymore! Between Hoopla, Libby, and the Cloud Library, all available for free through local/state libraries, and Audible for the occasional book that is not yet available through the library, I have a non-stop list of books to enjoy as I work.

As our week wound down and we prepared to return home, I was able to break down the entire sewing area into the few bags I brought it in that easily fit back into the car with Les's maps and games. There have been many times I've traveled and taken a sewing machine and project with me. I always remember the little things that make it easier such as that foldable/adjustable height table, my notions/toolbox, and a lot of patience as I get used to a different setup with each occurrence.

Needle
in a Haystack

620-736-2942

207 Q Rd, Severy, KS
North Side of 400 Hwy
400 Hwy E of Augusta;
splits to Fredonia
2 miles W of Severy

Monday to Saturday
10 am—5 pm

April 1—May 30

All Kansas & Nebraska Shop Hop

Magazine has Passport, Maps, Store Hours. Collect Riley Blake Designs, Quilt Blocks, Prizes, Projects, Patterns, etc.

May 7, 8 & 9—Honoring all Mothers:

25% off Regular Priced fabric (1/2-yd cut minimum)


June 13—Flag Day Special:

15% off per yard on Red, Blue or White fabrics
(1/2-yd cut minimum)

FACEBOOK/NeedleinaHaystackquiltshop

EMAIL
needlenahaystack21@gmail.com

INSTAGRAM...needleina



Chris' Corner Quilt Shop

M-F 9:30-5 Sat 9:30-3

• Fabrics • Patterns • Notions

• Great Customer Service

• Scissors Sharpening Service Available

Brenda's
Machine Quilting

All Kansas Nebraska Shop Hop
Through May 31st!

Thanks for Shopping Local Businesses!

Annual Spring Sale!
June 5 - June 13

25% OFF fabric, wide backs, books,
patterns, notions *

Not all inventory included.

Located just north of Ottawa city limits.

3593 OLD Hwy 59, OTTAWA • 785-242-1922

Silver Threads & Golden Needles

Shop is Still for Sale, Call for Details ... Over 400 colors of DMC!



Look out! The help is choosing a different weekly special in
May & June. What will it be? Patterns, Fabric, Books, Fat Quarters -
10% - 20% off • Stop by & be surprised or call ahead.

Check us out on our NEW Facebook Page! Tu-F 10-5, Sat 10-3
321 Neosho St (corner of Hwy 75) • Burlington, KS • 620-364-8233

Heavenly Threads

Hours:
Tues-Fri 10-5, Sat 10-4

Over 4,000 bolts of fabric, starting at
\$4.99/yd

Spring Is in the Air -- and Our
Shelves are Stocked With
Fresh Looks for the Season!

• monthly specials
• 10% Off regular priced items
EVERY Tuesday

Sales do not include consignment
merchandise



724 Bridge St, Humboldt KS • 620-473-2408
huntjennifer4549@gmail.com



Lucky Charm Quilts

Just off I-70 between Junction City & Abilene

Hours: M-F: 10-5 Sat: 9-1

405 N Marshall
Chapman, KS

785-922-6190

HOP into Lucky Charm
Quilts for the
Kansas Nebraska Shop Hop
April & May!

Fabrics, Notions, Patterns,
Batiks, Brights,
Blenders, 108/116" Wide
Backs, Aurifil Thread

Chapman, Kansas is the "Barn Quilt City of Kansas"
Make Us Your Next Day Trip!

A Milestone Nine-TEA-eth Party

By Lydia E. Harris

"Your table looks lovely," my friend said as she admired the bouquet I had arranged for our teatime. My favorite part of serving tea is creating a lovely setting. If possible, I like to include fresh flowers on the table along with the pretty teacups, linens, and tasty tidbits. Whether tea parties are simple or sumptuous, fresh flowers create a fragrant and beau-TEA-ful welcome.

Would you like to try your hand at arranging a floral centerpiece? If so, here are some tips to get started.

Quick and Easy Arrangements

1. Select flowers and greenery from a local market or your garden. Choose mixed bouquets to complement your dishes and table linens for a spring garden feel. Or pick a single accent color for a more striking look. If possible, arrange the centerpiece the day before so you can focus on preparing food on the party day. Set the bouquet in the coolest part of your home overnight so flowers won't open and wilt.

2. Use an upright vase that fans out at the top and allows flowers to spread naturally rather than stand at attention. A neutral or clear vase will complement rather than compete with the arrangement. Fill the vase about three-fourths full of water. Keep the flowers in water until you are ready to arrange them.

3. Arrange the flowers in your hand, adding one flower stem at a time until the head of the bouquet looks attractive and is the size you wish. Hold the bouquet next to the vase to determine the proper height. Then use a sharp knife rather than scissors to cut the stems diagonally to the correct length. Scissors pinch the stems shut so they cannot drink water. Remove the leaves below the water line to eliminate decay and to extend flower life.



4. Place the flowers in the vase and let them fan out. Then trim the stems of the outer flowers slightly shorter. Be sure the bouquet is low enough so guests can see one another across the table. For added color, tie a ribbon around the mouth of the vase to coordinate with the napkins. Add more water as needed and enjoy your lovely bouquet.

5. For a spur-of-the-moment tea time or when you do not have time to arrange flowers, simply float blossoms and leaves in a glass bowl. Flowers like camellias and hydrangeas work well for this.

Creativi-TEA

Glass vases or bowls aren't the only option to use for containers. Anything that holds water will work. To make a small bouquet for a card table, use a cup and saucer, a small cream pitcher or even a gravy boat.

For a larger table, consider a teapot. One of my favorite containers is a cracked floral teapot I bought at a rummage sale for a nickel. I place a small jar inside to hold water and arrange the bouquet so ivy trails over the sides to hide the crack. Select any container with personali-TEA.

Fresh flowers perk up not only your table but your guests as well. The welcoming beauty and fragrance of flowers cheerfully announce that "It's Time for Tea!"

To add a special touch, you could serve flowering tea at your teatime. (See Lydia's Idea File for more information.)

After teatime, I sometimes send the flowers home with guests so the beauty and fragrance of our time together can linger.

I'm ready to plan a beau-TEA-ful teatime. Won't you join me?

Lydia E. Harris enjoys serving tea to family and friends. Her books for grandparents are: Preparing My Heart for Grandparenting, In the Kitchen with Grandma, and GRAND Moments: Devotions Inspired by Grandkids. All are available at amazon.com or can be ordered through local bookstores.



Lydia's Idea File: Flowering Tea Balls

April showers bring May flowers and sometimes they even bloom in teapots. You can purchase flowering tea balls to brew tea. The tea balls are made by hand-stitching tea leaves and flowers together in various shapes before drying them. When you brew a blooming tea ball in glass cups or teapots you can watch them unfurl before your eyes, creating delicious tea along with a beautiful display. Adding them to a menu is like serving champagne or caviar—it seems elegant and a bit extravagant.

Local tea merchants or tearooms may sell flowering teas. Or check the internet for other sources. Many can be found on Etsy, including organic ones. Flowering tea adds a special delight to teatimes. They also make popular gifts, especially for occasions like Mother's Day.





Robin's Nest DIY Blog

RED AND BLUE BANDANA

May and June are two of my favorite months. The plants and flowers are blooming, and rain is better than snow! This project is pretty simple as a wall or door hanging. I used red, white, and blue for my colors to go along with this year's celebration of our nation.

YOU WILL NEED:

You will need two colors of bandanas (mine are red and blue traditional but this would be great with veterans colors for Memorial Day), ribbon and twine, a floral stem, 3 small wooden stars about 1.5 inches, scissors, floral wire, wire cutters, white acrylic paint and brush, hot glue gun and glue.



STEP ONE

I cut the bandanas into fourths (this is all I used but you can use the whole bandana, it will just be bigger). I then folded it to make a triangular piece.



STEP TWO

I then cut two pieces of twine and my floral stem. I wired them all together on top of the bandana squares.



STEP THREE

I painted my stars white and glued them on to the twine pieces.



STEP FOUR

I used the narrow ribbon for the bow because my wall hanging is smaller. I used wire to tie it on, but I also glued it all together. I hope your bow turns out better than mine!



A simple red, white, and blue door or wall hanging!

FINISHED!




Prairie Flower Crafts
 prairieflowercrafts.com

connect with us

Your destination quilt shop! *Serving the novice to the expert!*
 Great Selection of Patriotic Theme Fabric & Panels!
 Go Online for Classes, Specials Et More!
 prairieflowercrafts.com

Hours: M-Sat: 10 a.m. - 4:30 p.m. • (620) 534-3551
 prairieflowercrafts@gmail.com • 205 N Pioneer St. - Alden, KS



Quilters' Paradise
 713 8th Street
 Baldwin City, KS
 785-594-3477

Celebrate America's 250th Birthday by making a patriotic quilt!

All Kansas Nebraska Shop Hop: Through May 31st!
 Open daily 10-5, Closed Sunday.

www.quiltingfabricsupply.com --- 713 8th St, Baldwin City, KS 66006
 quiltfabsupply@yahoo.com - 785-594-3477 - OPEN M-F 10-5, Sat. 10-2:30

Quilting
 by Leah

Long Arm Quilting Service | Leah Henderson
 leahsline@yahoo.com | Burden, KS
 620 438 2823 | 620 218 2356 cell

Longarm Quilting Service
 Specializing in Memory Quilts & T-Shirt Quilts

Subscribe & get the Country Register right at your door!



16175 W 135th St,
 Olathe, KS 66062
 913-217-7736
 QuiltersHQ.com

MACHINES FABRIC NOTIONS CLASSES

Upcoming Classes

Quilting 101	Rag Quilt Class
Starry Night	Follow the Leader
Pineapple Pizazz	Embroidery Club

BERNINA bernette SWISS DESIGN brother.

elna SWISS DESIGN **JANOME** Reliability by Design **JUKI** JUKI AMERICA, INC.

BETSY ROSS



In 1952, on the 200th anniversary of the birth of Betsy Ross, the United States Post Office honored the seamstress with a 3c postage stamp. The artwork was from a painting of Chas. Weisgerber, "Birth of Our Nation's Flag". It depicts a parlor setting with George Washington, Robert Morris, George Ross and seamstress Betsy Ross holding the flag in her lap.

Cold, blustery wind blew through the door frame cracks at 239 Arch Street, Philadelphia, the colonial home of Betsy Ross. Rising from her chair, Betsy stirred the embers and added more wood to the fire. Rubbing her hands together to soothe her tired fingers, she smiled quietly. Outside the door, the city of Philadelphia echoed with the excitement of the Revolutionary War and the dream of the new country, the United States of America.

Betsy's work as an upholsterer, producing uniforms, tents and flags for Continental forces was well known through the region. But today, Betsy's smile reflected on her current project, a flag for the new country. She stitched strips of red and white fabric, along with scraps of blue and white to design a flag that would fly high declaring the independence of the United States.

Each carefully placed stitch connected thirteen red and white strips of fabric creating a rectangle shaped cloth. In the upper left hand corner, a square blue piece of fabric anchored the alternating the red and white stripes. In a ruffling breeze the stripes would create the illusion of waves.

Betsy understood the importance of the flag for the soldiers in the battlefield, as well as those families throughout the colonies, living in a changing world. The flag would proclaim freedom as the flag flew high and free. Betsy was filled with pride as she remembered the day she was asked to create a flag with 13 alternating red and white horizontal stripes along with 13 white stars in a blue canton.

Quiet contemplation, along with a deep sense of patriotism consumed Betsy's thoughts as she continued. Stitch by stitch, up and down, back and forth, tying loose ends, threading her needle, smoothing the growing fabric overflowing her lap, Betsy transformed assorted fabric pieces into the United States flag. The red, white and blue fabric creation of this young 25 year old seamstress was completed in 1776 and was adopted by Resolution of Congress on June 14, 1777, as the National Standard for the American Flag. The red, white and blue flag continues to share the story of independence as America celebrates its 250th birthday.



BOOK REVIEW

THREADS OF THE PAST:

Stories of Pioneer Women and Their Quilts

by Lanie Tiffenbach


Lanie Tiffenbach has been both an avid genealogist and an avid quilter for many years. She has combined her two passions in the writing of her historical fiction novel, *Threads of the Past*, allowing her immigrant ancestors to tell their stories in their own "voices" in the form of letters or diaries.

Based on extensive genealogical and historical research, seven courageous pioneer women detail their families' immigration to the New World and the dangers, hardships, isolation and terrible losses they found on the raw frontier of Minnesota, as well as their simple joys and successes. Their stories span a time period from the 1850s through the 1930s, and are at the same time heartbreaking and heartwarming, but always grounded in love of family. The book is illustrated with over 100 wonderful vintage photos.

The evolution of quilting in America from the 1850s through the 1930s is woven throughout the stories, with each woman having a special quilt representing her particular era. The women's love of quilting is the "thread" that ties the stories together. In earlier times quilting was a blessing and a joy for women, as it gave them a creative outlet and produced something of beauty in the midst their hard lives. Equally important, their quilting bees relieved their isolation and loneliness and brought them together in friendship with other women. And these things are still true of quilters today!

While this novel will be of special interest to quilters and genealogists, the pioneer women's stories of bravery, faith and endurance will touch the hearts of all women.

Threads of the Past can be ordered on Amazon.com or you can email Lanie at tiffenbach@gmail.com.



Sew Fine Quilting

408 SYCAMORE STREET
VALLEY FALLS, KS
785-231-4145

Hours: Fri-Sat 10-5

Other Hours by Appointment

Like us on Facebook

"Making Quilting Affordable"

- Quality Cotton Quilting Fabric Including Grunge, White on White and Blenders Starting at \$6.99/yard Sale Section at \$3.99/yard.

- Over 300 Different Widebacks - Starting at \$12/yard with 3 yard cuts 3/\$90

- Classes

- Longarm Quilting Services
- APQS Longarm Dealer

The Sewcial Club

RETREAT CENTER & CLASSROOM
785-231-4145

Open Sewings Fridays and Saturdays for \$10.

Great space for feeling accomplished!

Come join the fun alone or with friends.

Call to reserve for your group gathering for 1 or multiple days.



Cynthia's Attic

20 W ASH • MILTONVALE
785-427-6018 • WWW.CYNTHIASATTIC.SHOP

FABRIC • WIDEBACK FABRIC • BATTING
LARGE SELECTION OF PANELS

HOURS: SATURDAY 10-3
ALSO BY APPOINTMENT EVENINGS OR WEEKDAYS

Jus' Jan Creations


Custom Embroidery/Applique

Long Arm Quilting & Piecing

Minor Clothing Alteration

Patch application

Jan Jackson 785-342-7635
janjacksoncreations@gmail.com
 FB page Jus' Jan Creations



By the Yard®

© 2025 Jennifer Lopez

I HEARD THAT IF YOU SEW WITH FABRIC FROM YOUR STASH THEN THIS NEW QUILT WON'T COST YOU ANYTHING!

WITH ALL THE MONEY I'LL SAVE, I CAN BUY MORE FABRIC!



www.bytheyardcomics.com

CHARLOTTE'S
Sew Natural
QUILT SHOP

The HEARTLAND
exclusive fabric with art by Tara Reed
available in store and online.



Hexified Quilt Tips

Use the code at left for our tips on making a hexified quilt with 7 panels!



We teach from the cutting table in Newton, KS and share online at www.SewNatural.com

Quilt made with the exclusive All Kansas Nebraska Shop Hop Heartland barn scene panel. Kit available while supplies last.

710 N Main Street • Newton, KS 67114

316-284-2547

REGULAR SHOP HOURS: Mon. - Fri. 10-5;
Sat. 10-4; Sun. Closed



ROADTRIP GAMES

License plate game

I spy

Alphabet

Punch buggy

Roadtrip bingo

20 questions

Categories

Fortunately/Unfortunately

Word association

The quiet game

Would you rather

Add to the story

While you were sleeping

Fake news

Press conference



*"It's not the destination, it's the journey."
- Ralph Waldo Emerson*

Find your next favorite shop!
SEE OUR AD INDEX ON PAGE 16

Grilled Corn with Basil

Ingredients

8 ears of corn
Olive Oil
Salt

Basil Butter

2 sticks unsalted butter at room temp.
1 cup basil, loosely packed
1 tablespoon sea salt



Directions

1. Preheat the grill to medium hot.
2. Roll corn in a little olive oil and sprinkle it with salt. When the grill is hot, add corn and close the lid. Rotate the corn a few times, until some of the kernels are blistered and the rest a bright and shiny yellow. This shouldn't take longer than 8 minutes. Be careful not to overcook, or the corn will be dry.
3. Meanwhile, add the butter, basil, and salt to a food processor and blend thoroughly. You may need to scrape down the sides once or twice. When the basil is finely chopped and the butter has a light green tint, it's done.
4. When the corn comes off the grill, slather it with the basil butter. Sprinkle with a little more salt if desired. Eat immediately.
5. Note: basil butter can be made ahead and extra basil butter will keep for about a week or two in the fridge. You can roll it into a log with plastic wrap and slice it off as you need it. It's AMAZING on toast.

Enter to Win a \$25 Gift Certificate

The Country Register is giving away one \$25 Gift Certificate to be spent at a local advertising shop to one of our lucky readers! Use it to go shopping at your favorite Country Register advertiser. The drawing will be held on June 2nd and the winner will be announced in our July/August 2026 issue. The gift certificate will be mailed to the winner.

Entry Deadline is June 1st, 2026
(Names are not sold, given away or used for any other purpose.)

Drawing Entry Form

Name: _____

Phone: _____

Address: _____

City: _____ State: _____ Zip: _____

Email Address: _____

Name of my favorite Country Register advertiser is: _____

Tell us what makes this advertiser you favorite: _____

To enter, complete this form and mail to:

The Country Register, PO Box 2015, Belle Fourche, SD 57717
(Photocopy of form is fine. Be sure to answer all questions.)

Or email the information to: countryregisterkansas@gmail.com
and put "Gift Certificate" in the subject line.

Please tell us about a local quilt shop, antique store, gift shop, etc that you would like to see advertising in that you would like to see advertising in the special Winter issue of The Country Register:

The Great American Roadtrip Starts Here

By Anna Engen, Staff Writer

There is something timeless about a road trip. The hum of tires on the pavement, a cooler packed with snacks, the anticipation of what lies around the next bend. For many, the National Parks aren't just destinations on a map, they are the backdrops of our family memories and the preserved heart of our American Heritage. As we move into May and June, the gates swing open to some of the most breathtaking landscapes in the world. We invite you to roll down your windows, breathe in the fresh spring air, and explore the natural wonders right in our backyards!

In Kansas, the Tallgrass Prairie National Preserve is a spectacular destination to visit in the May and June months, as it's arguably the most beautiful with lush, bluestem grass, vibrant greens, and the wildflowers are beginning to carpet the landscape. Whether you take the narrated bus tour through the backcountry or hike the Southwind Nature Trail, you are standing in one of the last places on earth where this ancient ecosystem still thrives. It's a place where the horizon truly feels infinite and the wind seems to sing you a story. A perfect spot to find a bit of quiet before the summer heat sets in.



Of course, the beauty of the Great Plains is that the road never truly ends at the state line. Crossing the line to Nebraska, the rolling prairie gives way to the iconic silhouettes of Chimney Rock and Scotts Bluff. A journey into Wyoming offers a rare window of time where you can witness the 'Great Reawakening' of Yellowstone and the Grand Tetons, where mountain meadows are bursting with new life, and the waterfalls are at their thundering peak. Or, you might continue north into the Dakotas, where the spring melt brings the wildlife of the Bandlands and Theodore Roosevelt National Park into full view.

As you plan your journey, remember that the heart of any road trip is found in the miles between the milestones. Pull over for the roadside fruit stand, wander through the local antique shops, and enjoy a slice of pie or ice cream in the small towns that serve as the gateways to our parks. Most importantly, bring your camera and a spirit of adventure. The road is calling, and our incredible world is waiting for you.



9 am to 3 pm
Saturday, May 9, 2026

53rd Annual **SQUARE** **Garnett, Kansas**
GARNETT BPW FAIR

RETAIL, ARTS & CRAFTS VENDORS
FOOD COURT
ENTERTAINMENT

Jeffery S. Mersman Memorial VFW Post 6397
will host breakfast from 6 a.m. - 10 a.m. at the
bandstand on the square

Pieces and Patches Quilt Guild Quilt Show
Garnett Senior Center
10 am - 3 pm

Anderson County Historical Society Museum
Open 10 a.m. - 3 p.m.

Harris House Open 10 a.m. - 3 p.m.

 **GARNETT** Garnett Downtown Square
www.garnettbpw.com

HEARTLAND QUILTERS' GUILD
Presents
JUNE 16-19,
2026

10 AM-7 PM

NEBRASKA
DAYS

BETHEL CHURCH
2700 W PHILIP
NORTH PLATTE, NE

QUILT SHOW

OVER 100 QUILTS ON DISPLAY
DEMONSTRATIONS
MODERN, TRADITIONAL, APPLIQUE, PIECED,
COLLAGE, ETC.
QUILTS MADE BY QUILTERS FROM ACROSS
NEBRASKA
BOUTIQUE FEATURING HUNDREDS OF
QUILTED AND HAND-MADE GIFT ITEMS FOR
SALE.
SILENT AUCTION
NO ENTRY FEE - FREE WILL DONATION
ACCEPTED.
PATRIOTIC QUILTS TO HONOR USA
250 YEARS.

CHECK OUT OUR FACEBOOK PAGE
<https://www.facebook.com/HeartlandQuiltersGuild>



Life... to be Continued

by Wayne M. Bosman



Last year was a momentous and chaotic one for our little family with the passing of both my daughter and my mother, but life continues on. With spring's annual rebirth going on all around us comes an inspiration to see what life has in store for us in this new season of life. While I am still slowly opening my eyes and heart to the joy of life, Kerri has already started exploring hers.

For her, the place to start was to revisit things that she has enjoyed in the past. She has always loved local history and been an avid seamstress. She has spent the last few years teaching preschool to indulge her love of young children. A natural meeting point of these things fell into place for her this spring.

When we moved to the North Carolina coast a couple of years ago, a new local history opened up. Because life can be busy, we never had time to explore the history of the region. We had passed right by the History Museum of Carteret County many times, always vowing to stop in. We have time now. What we found was an opportunity for her to pursue three of her loves.

The museum started a program aimed at opening up fourth graders to how their area was settled and grew to what it is now. Kerri fit right in. Over the years she made a number of true to period dresses that she wore giving tours at historical sites. Most of them still fit, although some apparently shrank or something....

She augmented them with new dresses and aprons that she spent enjoyable evenings creating. One of her characters that she got to portray for the Museum program was a locally well-known woman who was a Civil War era spy for the Confederacy. Miss Emeline spent the war smuggling supplies to Confederate soldiers across Union lines. The voluminous skirts of the era coupled with a lady's personal modesty gave her plenty of hiding places. Kerri stitched together a slip with pockets capable of holding a pair of boots, two pairs of pants, bandages, sewing articles and an entire ham without looking out of place. She put her hair up in a way common to the era and hid notes in her hair that she gave to the fourth graders during their field trips.

The children loved it all. Opening a window for them to a time when there was no internet, no television or even radio. Telephones were not yet invented, much less cell phones. Cars? No. Malls? No. For most families, a trip to town was a major undertaking to sell what they produced or to buy what they couldn't. Kerri would come home from the museum excited and enchanted by the questions the children asked, and how some children's eyes lit up when something caught their imagination.

Kerri, for her part, started sewing things by hand whenever she could, to try to make everything as true to life as possible. No more zippers, which weren't invented yet. Elastic, invented in 1820, was technically okay, but the likelihood of it being available here was small. Buttons, hooks and ties were the order of the day. Dyeing by hand was common, especially with indigo as a local cash crop. She hasn't tried that yet.

For Kerri, Spring has sprung. For me, the first tentative shoots are emerging from my fallow soil. I hear the birds more now, insistently calling out their springtime message. I look over my unfinished projects and actually finishing some! I look out at the ocean, waiting for the schools of fish to migrate through, following a rhythm that only they understand. I stay still, grateful that I have a life to be continued.

Wayne M. Bosman is a retired auto mechanic living in Cape Carteret, NC. His email is wbosman1@gmail.com.



You can always pick up a copy of The Country Register free of charge at one of the advertising shops. You can also subscribe to receive each issue in your mailbox.

**SUBSCRIBE to receive
The Country Register
of Kansas
6 times per year for only \$24**

Name: _____

Address: _____

City: _____

State: _____ **Zip:** _____

Phone: _____

E-mail: _____

Start Date (Circle One): Jan/Feb • March/April • May/June
July/Aug • Sept/Oct • Nov/Dec

Submit Subscription with Payment to:
Moxie Marketing of the Midwest (Publisher of The Country Register)
PO BOX 2015 • Belle Fourche, SD 57717 • 605-568-0181
kelsey@moxiemarketingmw.com



Like The Country Register
of Kansas on Facebook!



**A-1 SINGER
SEWING CENTER**
Of Parklane
Shopping Center

316-685-0226 • Lincoln & Oliver

Approved Dealer of:



Pfaff Quilt Expression 725



Top Features

CREATIVATE™ Connectivity™
Connect all CREATIVATE enabled devices to communicate wirelessly between them, get automatic updates and inspiration from the machine blog.



Large Color Capacitive Touch Screen
See all your information clearly and make all your edits on screen with confidence on the large 8" (174x96 mm) color capacitive touch screen.



Adjustable Laser Sewing Guidance
Project a laser guidance line directly on your fabric to easily line up your stitches. Align lines of decorative stitches, consistently space lines of quilting, and more.

Presser Foot Recognition (AI)
Attach any presser foot and the machine will inform you if the foot is compatible with your stitch selection.

COME SEW WITH US!

**A-1 Singer Sewing Center 1012 S. Oliver, Wichita, KS
Machines, Fabric, Notions and Supplies.**

www.a-1singer.com

**Mon.- Fri. 10-6 • Sat. 9 - 5:30 Wichita, Kansas
SALES & SERVICE 316-685-0226**

Free Layaways and Financing Available; Major credit cards Accepted

Advertiser Directory by Name

4 Golden Stitches • Yates Center, KS	6
A&P Crafters • KS	19
A-1 Singer • Wichita, KS	15
Bossy Sister • Kinsley, KS	18
Chris' Corner Quilt Shop • Ottawa, KS	7
Clark's Fabric Shop • Kiowa, KS	6
Country Fabrics • Garnett, KS	18
Cynthias Attic • Miltonvale, KS	11
Field to Fabric Quilt Co • Winfield, KS	19
Floss & Needle • McPherson, KS	4
Garnet BPW Square Fair • Garnett, KS	13
Heartland Quilters • NE	13
Heavenly Threads • Humboldt, KS	7
Hidden Treasures Quilt Shop • Mankato, KS	5
Jus' Jan Creations • KS	11
Kat's Fabric Store • Girard, KS	6
Kechi Quilt Impressions • Kechi, KS	18
Let It Sew • Salina, KS	6
Lil' Red Hen Quilt Shop • Paola, KS	4
Lucky Charm Quilts • Chapman, KS	7
Needle In A Haystack • Severy, KS	7
Needle Me Forever • Arma, KS	5
Needlecraft Shack • Miltonvale, KS	19
Overbrook Quilt Connection • Overbrook, KS	5
Picket Fence Quilt Co. • Wichita, KS	5
Prairie Flower Craft • Aklen, KS	10
Quilter's Paradise • Baldwin City, KS	10
Quilter's HQ • Olathe, KS	10
Quilting by Leah • Burden, KS	10
Raccoon Quilt Company • Harper, KS	4
Seneca Variety • Seneca, KS	6
Sew Bee It Quilt Shop • Hebron, NE	18
Sew Country • Belleville, KS	4
Sew Fine Quilting • Valley Falls, KS	11
Sew Natural • Newton, KS	11
Silver Threads & Golden Needles • Burlington, KS	7
Textile Art/Retail Therapy Shop • Burden, KS	4

Advertiser Directory by Location

Aklen, KS • Prairie Flower Craft	10
Arma, KS • Needle Me Forever	5
Baldwin City, KS • Quilter's Paradise	10
Belleville, KS • Sew Country	4
Burden, KS • Quilting by Leah	10
Burden, KS • Textile Art/Retail Therapy Shop	4
Burlington, KS • Silver Threads & Golden Needles	7
Chapman, KS • Lucky Charm Quilts	7
Garnett, KS • Country Fabrics	18
Garnett, KS • Garnet BPW Square Fair	13
Girard, KS • Kat's Fabric Store	6
Harper, KS • Raccoon Quilt Company	4
Hebron, NE • Sew Bee It Quilt Shop	18
Humboldt, KS • Heavenly Threads	7
Kechi, KS • Kechi Quilt Impressions	18
Kinsley, KS • Bossy Sister	18
Kiowa, KS • Clark's Fabric Shop	5
Mankato, KS • Hidden Treasures Quilt Shop	14
McPherson, KS • Floss & Needle	4
Miltonvale, KS • Cynthias Attic	11
Miltonvale, KS • Needlecraft Shack	19
Newton, KS • Sew Natural	11
Olathe, KS • Quilter's HQ	10
Ottawa, KS • Chris' Corner Quilt Shop	7
Overbrook, KS • Overbrook Quilt Connection	5
Paola, KS • Lil' Red Hen Quilt Shop	4
Salina, KS • Let It Sew	6
Seneca, KS • Seneca Variety	6
Severy, KS • Needle In A Haystack	7
Valley Falls, KS • Sew Fine Quilting	11
Winfield, KS • Field to Fabric Quilt Co	19
Wichita, KS • A-1 Singer	15
Wichita, KS • Picket Fence Quilt Co.	5
Yates Center, KS • 4 Golden Stitches	6
KS • A&P Crafters	19
KS • Jus' Jan Creations	11
NE • Heartland Quilters	13

If you're reading this so are your customers!
Advertise with the Country Register today!

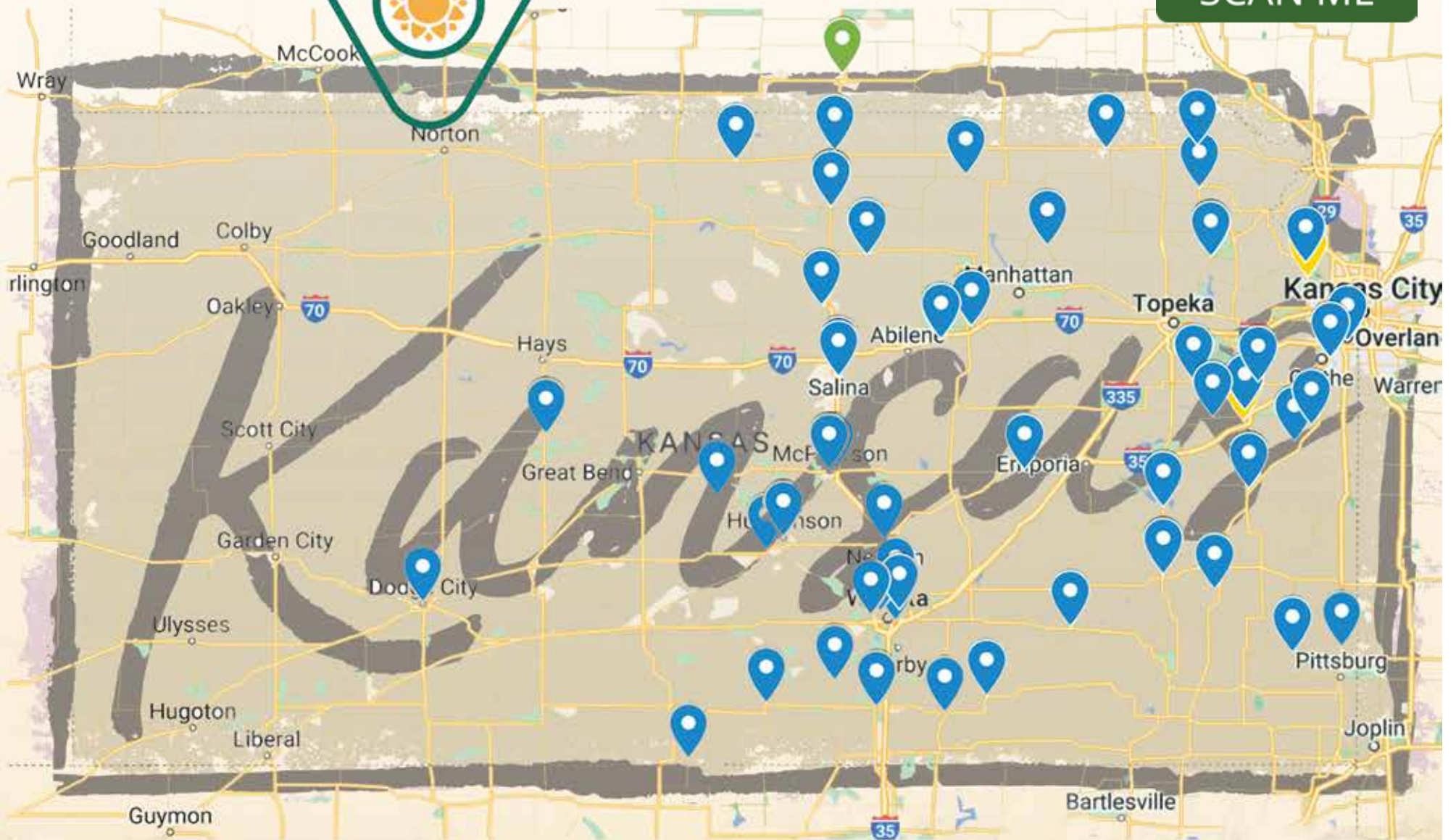
Our customers use the Country Register as a travel guide!
 Contact us for your shop, show, or event rates!

Rates as low as \$75*
 Contact: Kelsey Ruzicka
 605-568-0181 kelsey@moxiemarketingmw.com



Scan this code and get a Google map of all our Country Register Shops in Kansas!

Or go Online to get the map!



Use the Country Register as a **Travel Guide** on your next adventure!

Index on page 19 by Name & Community
Help you find & explore a new shop!





BOSSY sister
 QUILTING
 FABRICS, NOTIONS,
 LONGARM QUILTING
 & GIFTS

Store Hours
 Wed.-Fri. 10:00-6:30 pm
 Sat. 10:00-4:00pm

Follow us on Facebook for classes, challenges, BOM projects, new fabric & notions, and more!

Monthly Fabric Sale
 May 29th & 30th
 June 25th & 26th
 All yardage 20% off

620-338-5168
209 E 6TH ST
KINSLEY, KANSAS



Kechi Quilt Impressions
 Hours: W-Sat
 Strip Club meets every 3rd Wed
 Sign up is on our website.

*Batiks are our specialty!
 Biggest Selection of Batiks in the Area!
 Call for Class Information!*

Mystery Five-0!
facebook.com/groups/kechiquiltm50mystery

Check our Website www.kechiquilt.com
3500 N Rock Rd #700 • Kechi • 316-616-8036

Landmark Park which is found on the East side of N. Rock Road, North of 96, across from Sams and McDonalds.



Sew Bee It / By Design
 Quilt Shop / Gift Shop & More!

- Fabrics
- Patterns
- Notions
- Stitchery

Our regular hours:
 Mon. - Fri. 9:00 to 5:30
 Sat. 9:00 to Noon, or as advertised

ALL KANSAS NEWSPAPERS SHOP HOP
 April - May 2026

We will be undergoing major renovations the first part of June. Please call ahead to confirm if we are open, and our hours. Thank you!

sewbeeitquilting
shop:sewbeeitquiltshop.com
 341 Lincoln Ave., Hebron, NE • 402 768-6980



Country Fabrics
 "More Yardage for your \$\$ at Country Fabrics"

Discount Prices on Quilting Cotton Fabric
 • Andover • Benartex • Marcus Brothers
 • Quilting Treasures ... and More
facebook.com/countryfabricsks for events and sales

108 E. 5th Ave • Garnett
785-448-0003 • M-F 10-4, Sat 10-1

Fat Quarters Only \$2.25
 Large selection of Batting by the yard

Become Inspired

By Annice Bradley Rockwell



Soulful Spaces

As spring comes into full bloom, our yards become abundant with life. Our landscape becomes filled with green more and more each day. Our lawns are transformed and vibrant. The trees that line our country property are showing signs of increased vitality. Our perennial gardens seem to beckon us to enjoy some time getting back to a task we love—nurturing the herbs and flowers that have become a soulful part of what we call home.

With temperatures gently warming and daylight hours stretching out before us, this time of year is indeed a blessing. Spring is the ideal time to tackle some of the tasks we have planned all winter long. Whether it is mending our Williamsburg-style fence or putting a fresh coat of paint on our batten doors, spring often affords us both the weather and the motivation to bring our ideas to life. And at the end of the day, after all of the hard work, the satisfaction felt as you look upon the fresh improvements will be a sweet, welcomed reward to be enjoyed all season long.

Creating Interest and Delight

Preparing and decorating our outdoor spaces is time well spent. As we sip our early morning coffee on our stone patio on one of the first warm mornings, we may come up with special country touches that will add interest and delight to our outdoor spaces. Woven bee skeps are a signature country motif that can be put on a large, seasoned stump or tall post as a focal point to enjoy. Country accents like tall, colorful birdhouses can be hung against the backdrop of a primitive fence to add color amongst the growing herbs. A sundial can be mounted on a hand-hewn post to become a central image in the kitchen clipping garden.

When it comes time to harvest our first batches of tender herbs, there is nothing like bringing out our sturdy, splint gathering baskets to assist in this joyful country task. As we gather, bind, and hang our first bundles of sage, sweet marjoram, and lemon balm, we are easily inspired, for this is only the beginning. Our gardens, whether culinary, medicinal, or decorative will serve us well with our generous care. And in exchange for our efforts our reward will be a feeling of true peace that comes with deep connection.

Honoring True Beauty

This season take time to savor the simple yet significant gifts of spring. Delight in being surrounded by true moments of beauty—like the unexpected return of your first hummingbird, or the vibrant first blooms of the lilac bush that graced your front stepstone for generations. Take comfort in knowing that these reminders will always be around us if we take the time to honor them.

--Annice Bradley Rockwell is an educator and owner of Pomfret Antiques. She is currently working on her book, *New England Girl*.
NewEnglandGirl2012@hotmail.com



SCRAPS & CRAFTS What COULD be Better?

By Deb Heatherly

Summer is a great time to pull out your scraps and put them to use! Scraps not only make great scrap quilts but fun crafts as well. Here are a few ideas for scrap projects to make with your grandchildren or other young people in your life. You can also donate scraps to a friend teaching a summer camp or to someone teaching crafts at Bible school.



For the youngest, cut a variety of colorful squares, rectangles and triangles from the scraps. Add paper, crayons or colored pencils, ribbon or twine and a glue stick, and you have everything you need! These items will be like paint to a young artists mind. As an added bonus you will be teaching about shapes. Small rectangles can be the petals and leaves for a flower. Triangles can be the sails of a boat. Small squares can be eyes and a rectangle can be a mouth on a funny face. The ideas are endless.

Older children, with a bit more patience, might enjoy using small snips in a collage. Tiny pieces can be glued to a drawing they create or use a coloring book page as the backdrop. Color the drawing or page first, then glue tiny bits of like colors on the page. Provide tweezers to help them carefully place the small bits and scissors for needed trimming. As a bonus, provide them with a small clear Christmas ornament in which they can place leftover bits. This ornament will memorialize a fun day.

Those old enough to use a rotary cutter and sewing machine (with supervision of course), are sure to love making the popular "hot dog" pillowcases. If you are not familiar with these, just google "hot dog pillowcase" for a tutorial. The term comes from the technique of rolling up the fabric and then pulling it out on one end. When I owned my quilt shop, this was always a favorite project for my kids club. They loved making them for themselves and as gifts. If you have an embroidery machine, let them personalize them! The look of fascination and delight as they watch the machine stitch out their name always made me smile.

Another favorite of my kids club was anything that lets them play with buttons. This mini flag is a perfect project to celebrate our country's 250th. You will need (1) 6 1/2" square of blue, (3) 1 1/2" x 7 1/2" and (2) 1 1/2" x 12 1/2" strips of red, (2) 1 1/2" x 7 1/2" and (2) 1 1/2" x 12 1/2" strips of white. Sew the 1 1/2" x 7 1/2" strips together and add to the right of the blue square. Sew the 12 1/2" strips together and add below. Sew on buttons in the blue square in any formation. (I added some white chenille on the white strips but that is optional). You can make this into a mini quilt or add a back to make it into a pillow.

Summer is for memories and nothing could be better than creating those memories with the younger generation. When you take the time to instill the love of creation, you do more than just use up a few scraps, you plant the seed of creativity that will last a lifetime. Who knows, the craft you teach today could be a craft they will pass on for generations to come.

Deb Heatherly is a designer for Creative Grids® rulers and the author of eight popular pattern books. Creative Grids® fans are invited to join her Facebook group, "Grids Girls," for tips and inspiration and two free mysteries each year. <https://www.facebook.com/groups/770429649800457/>. Shop Owners are invited to join her group just for you, "Grids Girls for Quilt Shop Owners Only" <https://www.facebook.com/groups/273593657256524>.

Visit Deb's website at www.Debcatsnquilts.com



606 W. 3rd Street
Miltonvale, KS

skstepter@gmail.com
785-427-6868
Owner, Sharon Stepter

NEEDLECRAFT SHACK

This home was re-envisioned with quilters in mind.
Taking special care to make it the perfect quilter/crafter retreat.

Pack Your Bags, Bring Your Friends & Gather at the Needlecraft Shack!

We have 8 beds, 9 electric 55" standing desks, 9 rolling chairs, 9 design walls, 3 workrooms with ironing and cutting stations in each room, great overhead lighting and help available to carry in supplies.
The retreat comes fully furnished with fully functioning kitchen. Amenities nearby.

Just bring your sewing machines, projects and food. Enjoy time with friends at Needlecraft Shack!

TAKING RESERVATIONS NOW! NEEDLECRAFTSHACK.COM

FOLLOW US ON FACEBOOK!

We want to connect with you!

Field to Fabric
Quilt Company
620.229.8540
fieldtofabric.com
907 Main Winfield, KS 67156

**Come See Us During the
All Kansas/Nebraska
Shop Hop!
Through May 31st!**

**ALL KANSAS
& NEBRASKA
SHOP HOP**

Regular Hours: M-W-F 9-5; Th 9-7; Sat. 9-3 Closed Tues.

Fabric • Notions • Thread • Tools • DMC Floss
Long-Arm Machine Quilting
Check Facebook for latest news & events

A & P CRAFTERS
COLOR YOUR WORLD

SPECIAL DISCOUNTS ON:
Accuquilt | Dakota Collectibles | Hoop Master | Mighty Hoops

We now carry the following products and services:

- Dakota Collectibles - many embroidery
- Designs for various embroidery machines.
- AccuQuilt - machines to cut quilt pieces -
 - No more sore hands using scissors to cut your quilt pieces.
- Mighty Hoops & Hoop Master Stations
- Embroidery, Sublimation, and DTF for decorating or personalizing.
- Digitizing your art work.
- Embroidery machines
- Fabric, batting, notions, and threads. Precut quilt kits
- Customized cups, tumblers, T-shirts, polos, jackets, and more.
- Custom 3D printing and Printed Items.
- Various 3D Filaments for Sale

For More Information, call: (620) 710-9010 or (620) 725-5600
anpcrafts@att.net
2211 Corning Ave - PO BOX 392 | Parsons, KS 67357

Kansas State Facts

- The capital is Topeka
- Population is 2.97 million
- Established on January 29, 1861
- 38.4 million annual visitors
- The 34th state
- Known as the "Sunflower State"
- Home to the last tallgrass prairie ecosystems
- Leader of wind energy production



4th of July Drink (Mocktail)

Ingredients

- 2 oz. Pina Colada Mix
- 3 oz. Cherry 7-up
- 1 oz. grenadine
- 2-3 oz. Blue Berry Kool-aid*
- *Squeeze bottles give you the best color, taste and layering ability.
- Ice for the glass
- Optional: Whipped Cream and sprinkles

Instructions

1. Fill up a tall glass with ice
2. In a separate glass combine Cherry 7-up and grenadine.
3. Pour your Pina Colada mix over the ice. Fill to a little less than 1/3 of the glass.
4. Slowly add your Cherry 7-Up mix to the glass. Pour close to the ice to avoid excessive fizzing. Fill about 1/3 of the glass.
5. Once your fizz has settled, slowly add the blue Kool-aid to the glass. Pour close to the ice to avoid excess mixing with your red layer.
6. Top with whipped cream and red and blue sprinkled. Enjoy!



IN THE GARDEN

WE CUT OUR KITCHEN GARDEN RIGHT OUT OF THE CENTER OF OUR LAWN & PUT A PICKET FENCE ALL THE WAY AROUND IT. ♥ HERE ARE SOME IDEAS FOR OTHER GARDENS ♥

Butterfly Garden
White Garden
Water Garden
Herb Garden
Knot Garden

The Secret Garden
Perennial Garden
Wildflower Garden

Potted Garden
Cutting Garden
Hummingbird Garden
Meditation Garden
Rose Garden
Rock Garden

TO PLANT A SEED IS A HOPEFUL DEED



When I hear the CHIMES
in my garden it's like fairies are
going by.

I AM WEARY OF SWORDS & COURTS & KINGS. LET US GO INTO THE GARDEN.

Mary Johnston

Find lots more about the garden in Susan's new Summer Book at www.susanbranch.com ~ Happy Spring! 'Tis the Season!

