

The Country Register

Free

Available across the U.S.A. & Canada

TAKE ONE FOR A FRIEND

INDIANA

MAR & APR 2026

Your Statewide Guide to Premier Shopping, Hobbies and Events



Celebrating 27 Years of Publishing

The Country Register of Indiana

KEEP UP WITH EVENTS AND SHOP NEWS ON OUR FACEBOOK PAGE

WWW.FACEBOOK.COM/COUNTRYREGISTERIN



Gail & Merle Taylor, Editors & Publishers
 P.O. Box 320, Meridianville, AL 35759
 Phone: 888-616-8319 • Fax: 800-609-0278
 IN@CountryRegisterOnline.com
 www.countryregister.com/indiana/

The Country Register of Indiana • March & April 2026 • Vol. 27 No. 6
 The Country Register is published every other month. Copyright © 1998. The Country Register of Indiana, Inc. is one of a national network of independently owned and published specialty newspapers licensed by The Country Register with exclusive rights to publish in the state of Indiana using logos and graphics owned by The Country Register. Reproduction or use, without obtaining permission, of editorial or graphic content by anyone in any manner is strictly prohibited.

Articles published in this newspaper, which are contributed by outside sources, express the opinions of their authors only, and may not express the viewpoint(s) of the management or staff of The Country Register. Such articles that are accepted for publication herein may be edited at the sole discretion of the publisher. Responsibility for products advertised in this newspaper lies with the advertisers themselves. Though The Country Register will not knowingly publish fraudulent materials or fraudulently obtained materials, we are not liable for any damages arising from purchase or use of products advertised herein. Notification regarding any consumer complaints related to merchandise purchased from our advertisers would be appreciated and would assist in our publishing efforts.



Subscribe to The Country Register!

Send your name and complete mailing address, along with a check or money order to:

THE COUNTRY REGISTER OF INDIANA
 P. O. Box 320, Meridianville, AL 35759

Subscriptions: 1 Year (6 issues): \$24 ~ Single copies: \$4 for postage & handling

The Country Register Publisher Contact List

The Country Register began in Arizona in the Fall of 1988, to provide effective, affordable advertising for shops, shows, and other experiences enjoyed by a kindred readership. Since then the paper has flourished and spread. Look for the paper in your travels.

FOR ADDITIONAL INFORMATION, VISIT
 WWW.COUNTRYREGISTER.COM

Publications All Across The United States & Canada

- | | |
|---|--|
| USA | New Hampshire: Robin Levison, 518-752-6399 |
| Arizona: Barb Stillman, 602-942-8950 | New Jersey: Merle & Gail Taylor, 888-616-8319 |
| Arkansas: Lenda Brown, 405-470-2597 | New Mexico: Jan & John Keller, 719-749-9797 |
| California & N. Nevada: Barb Stillman, 602-942-8950 | North Carolina: Barb Stillman, 602-942-8950 |
| Colorado: Jan & John Keller, 719-749-9797 | North Dakota: Kelsey Ruzicka, 605-568-0181 |
| Connecticut: Amy Carter, 866-825-9217 | Ohio: Barb Moore, 937-652-1157 |
| Delaware: Merle & Gail Taylor, 888-616-8319 | Oklahoma: Lenda Brown, 405-470-2597 |
| Florida: Amy & David Carter, 866-825-9217 | Oregon: Kelsey Ruzicka, 605-568-0181 |
| Georgia: Linda Parish, 706-340-1049 | Pennsylvania: Merle & Gail Taylor, 888-616-8319 |
| Idaho (N): Kelsey Ruzicka, 605-568-0181 | Rhode Island: Dave Carter, 866-825-9217, |
| Idaho (S): Barb Stillman, 602-942-8950 | South Carolina: Barb Stillman, 602-942-8950 |
| Illinois: Lenda Brown, 405-470-2597 | Texas: Lenda Williams, 405-470-2597 |
| Indiana: Gail & Merle Taylor, 888-616-8319 | Vermont: Robin Levison, 518-752-6399 |
| Iowa: Linda Glendy, 641-751-2619 | Virginia: Amy Carter, 866-825-9217 |
| Kansas: Kelsey Ruzicka, 605-568-0181 | Washington: Kelsey Ruzicka, 605-568-0181 |
| Maine: Robin Levison, 518-752-6399 | West Virginia: Merle & Gail Taylor, 888-616-8319 |
| Maryland: Kim Keller, 763-754-1661 | Wisconsin: Scott & Jennifer Hughes, 715-838-9426 |
| Mass. & RI: Amy Carter, 866-825-9217 | Wyoming: Kelsey Ruzicka, 605-568-0181 |
| Michigan: Bill & Marlene Howell, 989-793-4211 | |
| Minnesota: Kim & Mick Keller, 763-754-1661 | CANADA |
| Missouri: Lenda Brown, 405-470-2597 | Alberta: Marcy Horswill, 587-585-3545 |
| Montana: Kelsey Ruzicka, 605-568-0181 | British Columbia: Marcy Horswill, 587-585-3545 |
| Nebraska: Kelsey Ruzicka, 605-568-0181 | Manitoba & Saskatchewan: Coleen Gust, 306-585-0274 |
| Nevada (N): Barb Stillman, 602-942-8950 | Ontario: Harriet Ramos, 613-424-64200 |
| Nevada (S): Glenna Dunn, 702-523-1803 | |



Events Listing

See shop & show ads for complete details.

March


Day	Event	Page #
5-7	IN Heritage Quilt Show, Bloomington	12
6, 7	Jay County Fiber Arts & Artisan Show, Portland	4
17-21	Anniversary Celebration - Breezy Manor, Mooresville	3
21	Bluegrass Night, Metamora	16
27, 28	Anniversary Celebration - Elizabeth's, Rushville	6
31-4/2	Handi Quilter Training - Quilt Shop Essenhaus, Middlebury	11

April

Day	Event	Page #
8-11	Shop Hop/Quilter's Nook, L&L Yard Goods, Tree City Stitches ...	6,14,18
10, 11	Wool Show, Greencastle	9
15-18	Anniversary Celebration - Tree City Stitches, Greensburg	6
18	Bluegrass Night, Metamora	16
25, 26	Flea Market, Tiffin OH	23

May

Day	Event	Page #
3	Tri-State Antique Market, Lawrenceburg	14



Advertiser Index

Shops are listed alphabetically by location.

Cities & Shops	Page #	Cities & Shops	Page #
Bedford	5	Pioneer Pickers	
Indiana Quilt Depot		Nashville	15
Bloomington	12, 13	Farmhouse Cafe/Tearoom	
IN Heritage Quilt Show		Wishful Thinking	
Klaiber's Sewing Center		Odon	20
Simply Primitive		Thyme to Sew	
University of Sewing		Pierceton	19
Brownstown	21	Pierceton Town	
Scrappy Patches Quilt Shop		Plainfield	8
Columbus	6	Carolemakes Fabric/Fiber	
Sew Crazy		Gilley's	
Franklin	7	Harvest Inn	
Hoosier Hills Fiber Festival		Plymouth	11
Greencastle	9	Color Wheel Quilt Shop	
Greencastle Wool Show		Simplee Stated	
Patchwork & Purl		Portland	4
Greenfield	7	Fiber Arts Festival	
Zig Zag Corner		Richmond	17, 24
Greensburg	6	Indiana Quilt Show	
Tree City Stitches		Nancy's Fancys	
Greentown	4	Rome City	11
Revival Fiber Arts		Caroline's Cottage Cottons	
Greenwood	7	Rushville	6
Back Door Quilts		Elizabeth's Keepsakes	
Heltonville	15	Salem	21
Mustard Seed Hill		Piecemakers Quilt Show	
Indianapolis	9	Seymour	21
Quilt Quarters		Primitive Crow	
Jasper	8	Shipshewana	10
Harvest Inn Interior		Cotton Corner	
Kirklin	4	I Sell Fabric	
Fireside Primitives		Yoder Department Store	
Lawrenceburg	14	Spencer	12
Tri-State Antique Market		Unraveled Quilt Store	
Liberty	17	Versailles	14
Pohlar Fabrics		The Quilter's Nook	
Madison	18	Wabash	4
Fabric Shop		Nancy J's Fabrics	
L & L Yard Goods		Warsaw	19
Martinsville	3	Lowery Sewing & Vacuum	
Berries & Ivy		Washington	20
Metamora	16	The Stitching Post	
Words & Images			
Middlebury	11	Not Classified by Town	
The Quilt Shop at Essenhaus		Out of State	23
Mooresville	3	Shop Hop	22
Breezy Manor Farm Wool Shed		Tour Towns	15



Available across the U.S.A. & Canada

www.countryregisteronline.com

MARTINSVILLE - MOORESVILLE

Hoppy Spring

by Janet M Bair


It's always fun to look at new spring fabrics. Soft yellows, greens and pinks set my imagination going. What can I make with this? If it's too cute to leave in the store, I will often splurge and just buy half a yard. I can always make a doll dress for my granddaughter or cloth napkins for our dinner table.

By far, the hardest spring patterns to walk away from are the bunny prints. If they are lop-eared bunnies, the ones with the long floppy ears, I am sold.

I grew up a cat lover but my husband and daughter are allergic to cats. However, they are not allergic to rabbits. Thus, began my long love affair with bunnies. Their soft droopy ears, their cute constantly wiggling noses and their overall fluffiness make them a good petting substitute for a cat.

Bunnies are silent. They never talk back or offer critical comments. They are a peaceful pet to have. I took care of three different bunnies over the course of twenty years. Cupcake lived eleven years, Blackie three, and our littlest dwarf lop, Snickers or Snicky five years.

Although they often sit very still, they are surprisingly swift. When we let Snicky out of his cage, he would race down the hall and zoom under our bed right to the middle. No matter how far I stretched my arm under the bed, he always evaded me. Defeated by five pound of sneaky black and white fluff, I would walk away. Eventually he would



come out from his hiding place.

To commemorate my bunny chasing days, this spring I am going to put a backing to a panel of bunnies and ducklings romping through the grass. It will be a good reminder that even though the snows have been deep this winter, spring always comes. The seasons flow onward.

Although it seems that all the bunny decorations in the stores have little to do with the real message of Easter, they are still fun to look at. I guess bunnies are used because they literally hop for joy. And isn't that what the season is all about? Not only do the days get longer and warmer, but we can rejoice in that Jesus is risen and the tomb is empty.

After His resurrection, "Suddenly, Jesus was standing there among them!...They were filled with joy when they saw the Lord!" John 20:19,20 (TLB—The Living Bible)

- © Janet M. Bair of Ansonia, CT. You may contact her at librarybair@hotmail.com

We specialize in
antiques,
primitives,
collectibles, and
home decor

HOURS: Tuesday - Friday 11-5 • Saturday 11-4
First Sunday of the Month 12-4 • Closed on Mondays

340 E High St. Mooresville, IN • 317-518-4445
pioneerpickers24@yahoo.com

BERRIES & IVY
Primitive and Farmhouse Decor
Candles, Rugs, Country Textiles
Willow Tree, Wool, Rug Hooking Supplies
Gourds painted by local artist

28 N. Main St.
Martinsville, IN
765-342-7722
Open Tuesday - Saturday
Google us for
Virtual Tour
Visit us on Facebook

For area information
www.visitmorgancountyin.com

Breezy Manor
Farm Wool Shed

Mail Order • Cash, Check and PayPal

- Come visit the Wool Shed Open Fridays thru Sundays 12 to 4
- Classes as well as what's for sale are posted on Breezy Manor Facebook page: www.facebook.com/BreezyManor

Celebrating 55 years on my wee farm March 17 to 21...watch for specials on our facebook page!

Classes, patterns, fibers, yarns, finished woolen goods made right here by me and the Wool Production Team

Morgan County's only Farm Wool Shop
5803 E Watson Rd Mooresville, IN 317-260-0571

Shop Local - Buy Wool

GREENTOWN - KIRKLIN - PORTLAND - WABASH

JAY COUNTY
Fiber Arts & Artisan Show

March 6 & 7, 2026
www.fiberarts.visitjaycounty.com
 Jay County Fairgrounds, 806 E Votaw Street,
 Portland, IN 47371

- Classes • Artists • Vendors • Wood Carving
- Demonstrations • Food • Kids Area • and More!

Nancy J's
fabrics

1604 S. Wabash St., Wabash, IN
 Phone: (260) 563-3505

Fabric, Patterns & Books

In Historic Wabash, Indiana,
 located on South Wabash St.
 (State Road 15/13) 1/2 Mi. So. of the Wabash River

SHOP HOURS: Mon-Fri 10am-4pm, Sat 10am-3pm
SHOP ONLINE: www.nancyjsfabrics.com

Mark Your Calendar for 2026
One Stop Quilt Shop Hop
Friday, July 17 & Saturday, July 18
Honeywell Center, Wabash, IN

COUSINS GO WILD

Revival's Fiber Arts & Gatherings

Where Art & Craft Meet

Fiber Arts Education/Maker Space. Check out our Classes and Events.

Website: revivalsfiberartsandgatherings.squarespace.com
 FaceBook: Revivals Fiber Arts • Email: revivalsfiberartsandgatherings@gmail.com
 328 N. Meridian Greentown IN 46936 • Phone: (765) 627-8142

Fireside
Primitives

So much to see - decorate your home!

**Antique furniture, antique
 smalls, hand forged tin
 lighting, seasonal gifts,
 many types of candles, rugs,
 baskets, flowers and linens.**

101 S Main St., Kirklín, IN 46050
 317-370-7300 • Ann Kleeman
 Hrs: Fri & Sun 12-5; Sat 10-5
www.facebook.com/firesidewool

Free Pattern

For more fun and creative inspiration visit:
www.JacquelynnSteves.com

© Jacquelynn Steves

Free Embroidery Pattern – May not be sold or used for commercial purposes. Use this pattern for embroidery, wool applique, punch needle or rug hooking, painted projects or whatever your imagination can dream up! Reduce or enlarge pattern as desired.

Wit & Wisdom
The Garden

by Juleann Lattimer

Tree branches rustled at the touch of the soft breeze. Stars dotted the night sky as the moon's glow shined like a spotlight, illuminating the figure of a man stooped over on his knees. Hands clenched at his chest, his face searching the heavens. A thick silence filled the air, except for the lone cry of an anguished voice, pleading upwards towards the sky. Just beyond the shaded walk lay three men, fast asleep. It was a strange picture – one struggling in deep despair, three sleeping in silent serenity.

Have you ever struggled in that shadowy garden – facing something that will not be resolved? Can't be fixed? No way out? All alone? You're not.

The One who anguished on His knees that night in the garden didn't stay there. A few hours later He went to the cross, from the cross to the grave, but He didn't stay there either. He arose on the third day, and has secured a place for us with Him in heaven. Because of this, even though we sometimes find ourselves in a dark shadowy garden, we're never alone. He is with us and has promised, "I will never desert you, nor will I ever forsake you." (Hebrews 13:5)

I know. I've been in that abandoned garden. The world collapsing, life changing, struggling to hang on, but ... "Jesus is the same yesterday and today, yes and forever." (Hebrews 13:8) I've found His promises to be true.

-In the early 1990's four Christian friends, with a shared interest in writing, began meeting once a month to learn the writing trade. The four were each active in their various churches. As part of an outreach ministry, they decided to write an inspirational newspaper column as a way to reach a wider, and perhaps mostly secular, audience. Contact the authors at: witandwisdomwriters@gmail.com

BEDFORD



We are the only Husqvarna-Viking dealer in southwest Indiana.



We have added the Pfaff line to our selection of machines.

The Indiana Quilt Depot,

in the MIDDLE of NOWHERE,
but the CENTER of EVERYWHERE,
at the intersection of

Inspiration, Drive & Creativity



Welcome to one of the largest quilt shops in Indiana, featuring over 7,500 bolts of fabric!

We specialize in novelty fabrics, panels, and an extensive collection of patriotic materials.

Our offering includes Moda, Confetti Cotton, Dream Cotton, and Kona. With limitless options, we provide a diverse array of fabrics to inspire creativity.



Southwestern Indiana's Exclusive Pfaff, Husqvarna, and Singer Dealership

We proudly offer a selection of new and used machines. Whether your passion lies in embroidery, quilting, or crafting, we have machines to suit every budget. Additionally, our in-house repair shop is equipped to service any machine, not just those from SVP.



If you're looking to expand your skills, we offer classes and workshops to inspire your creativity and encourage your growth as an artist at any skill level. We feature instructional classes on topics such as Embroidery, Flange, Beginning Quilting 101, Block of the Month, and many more.

We are an exclusive Partner Shop with GE Designs, offering exclusive patterns, rulers and workshops.



We host four seasonal retreats, offering spacious work areas, ample lighting, snacks, lunch, and exclusive discounts at IQD for all participants.



7966 State Road 37 • Bedford, IN 47421 • indianaquiltdepot.com

812-275-7400 Mon - Fri 10-5; Sat - 9-2 (Closed Sun)

March is National Quilt Month - April is Mother's Day



We are going to have the NEW Husqvarna-Viking Nordic Frost Epic 3 in the store the end of February.

COLUMBUS - GREENSBURG - RUSHVILLE

"Everything from Yesteryear to Modern Day"

ELIZABETH'S Keepsakes

www.ElizabethsKeepsakes.com

Celebrating our 26th Anniversary Open House March 27th & 28th!

Elizabeth's Keepsakes

Open: Tue - Fri 10-4; Sat 10-3

Antique Mall Since 2000

765-938-3071
237 N. Main (St. Rd. 3), Rushville

LIKE US ON FB facebook

15 Min south of I-70 on SR 3

15 Min north of I-74 on SR 3

15 Min south of I-70 on SR 3

Elizabeth Innis, Proprietor

Tues-Fri 9-5 & Sat 9-4 • Gift Certificates Available

Tree City Stitches

Quilt Shop

Located on the square in downtown Greensburg

Swing into Spring Shop Hop, April 8-11!

15th Anniversary Celebration, April 15-18!

Participating in the All Indiana Shop Hop

20% Savings when you empty a bolt... all day everyday!

125 E. Main Street, Greensburg, IN 47240
812.222.0920 • www.tcstitches.com

Letters Worth Writing Home About

by Kerri Habben Bosman

Since I could write, I have loved writing letters. One of my favorite gifts as a child was new stationery, the kind that came in a pretty box with matching paper and envelopes all bound together by a ribbon. I was the kid that couldn't wait to write "thank you" letters.

It helped that I saw family writing letters. Dad often used his clipboard with watermarked paper on top of a ruled guide so that each line he wrote would be properly spaced. His handwriting was exceptional, having grown up when penmanship was an indicator of character. Uncle Henry, who lived across the street from us, always had his old Royal typewriter on their dining room table except for family dinners. I loved using his typewriter. I'd leave him a note if he wasn't in the room and then the next time, I came over one was waiting for me. When he died in 1992, I placed a typed note in his suit pocket. It read: "I came by to see you today. I pray that I shall live well enough to see you again."

Ten years later by coincidence, I became pen pals with the son of someone Uncle Henry knew in the 1930's. I never met Harold in person, but we were both writers. We sent works-in progress for the other's suggestions. We wrote for 12 years.

When I was 20, my dad suggested I write to the widow of a captain he'd worked with before retiring after 40 years as a ship dispatcher. He thought we'd have a lot in common. We did, and we telephoned and wrote letters for over 20 years. When Dad died in 2001, I called Jane, ready with the prepared speech I'd used in the "letting people know" calls. Except that when I tried to talk to Jane, my throat suddenly became a glob of wet marbles. Her response to my garbled words has stayed with me. "Old shipmates are always old shipmates."

Perhaps the most important letters I have ever written are the over 700 letters sent to my mother-in-law. I wrote to her at least two times a week from when I first met her in 2019 to her passing in late 2025 at the age of 104. She lived 1,021 miles from us in Kenosha, Wisconsin. My letters shared all that was happening for us and all of our family here. Most of us rely on emails and texts now, but Mom didn't. She needed letters to be read and reread with a cup of tea and a cookie or two.

In person I called her "Mom," but in my letters I addressed her as "Mary," her given name. By the time Wayne and I married in 2020, she was 100 years old and had long been "Mom," and "Grandma Mary." With most of her peers no longer with us, I wanted her to see herself as she'd been her whole life.

Her letters were written on handmade cards with pictures and details of the kids, namely her grown grandchildren, their spouses and ever-growing great-grandchildren. She knew when laundry was in the dryer and what was for dinner. She knew how the garden was growing and how each of us was evolving too. Most importantly, she knew she was a part of each of us all the time. Each letter ended with: "Wayne sends his love, as do I. We think of you every day."

Selfishly perhaps, I miss writing to Mom. At 104 she had earned a peace beyond our temporal and limited world. But I am also comforted because old shipmates in our sea of life will always be old shipmates. And I pray that I shall live well enough to see her again.



Sew Crazy

Calling all Missouri Star Quilt fans!

SURPRISE! Jenny is due back for this years (18th) BIRTHDAY BASH. The trip will take place September 14-17

Bus Trip is now being reserved and this trip we will ACTUALLY PARTICIPATE in DAY 1 of the BASH, which will include an EVENT SHOW & DINNER WITH THE DOANS!

This is a trip you will not want to miss! We have A LOT in store for this trip. Call the shop 812-418-8200 for more information

We are hosting a little weekend retreat!

Make your own Sneakers

We will also make a matching Sweatshirt with Quilted sleeves. (Space is limited. Date to be determined.) Call for more info!

Come and pick up your "All Indiana Shop Hop" magazine from Sew Crazy! Your magazine purchase will come with a little THANK YOU gift, exclusive only from Sew Crazy! "ALL INDIANA SHOP HOP" is MAY/JUNE 2026!

Check out our specials we have for our PFAFF, BABYLOCK and HANDI QUILTER LONGARM machines! Stop in and see what we can hook you up with!

Quilting Fabrics • Classes • Notions • Service & Repair on the brands we sell

PFAFF Husqvarna VIKING

We are now sharpening scissors! Bring your's in during the Hop and we'll sharpen them.

baby lock Handi Quilter

www.SewCrazyColumbus.com • Mon - Fri 10-5, Sat 10-3

5520 25th St | Columbus, IN 47203 | 812.418.8200



Slow Cooker No-Peek Chicken

Start Sunday morning. By the time you go to church and back, your lunch will be ready.

Ingredients:

1 1/2 lbs. boneless skinless chicken breasts, or 1 cut-up chicken	1/2 tsp garlic powder
1 can cream of celery soup	1/4 tsp pepper
1 can cream of mushroom soup	2 cups rice
10.5 oz water	1 oz. packet onion soup mix

Use a 4 qt. or larger slow cooker. Spray the slow cooker with non-stick spray. Add the cans of soup, one can of water, garlic powder, pepper and rice. Stir. Lay over the chicken breasts. Sprinkle over the soup mix. Cover and cook on high for 3.5 hours. Or 6-8 hours on low.

Submitted by Colleen Gust, The Country Register - SK & MB

-- © 2025 Kerri Habben Bosman is a writer living in Cape Carteret, NC. Her email is 913jeeves@gmail.com.

FRANKLIN - GREENFIELD - GREENWOOD

Life on My Farm - Breezy Manor Garden Fairies

by Donna Jo Copeland, farmeress

I believe in magic, always have. And a garden is one of the places magic truly happens.

Think about it. We take a seed or a cutting, put them into our garden soil, water and wait. Sometimes beautiful plants emerge giving us fabulous flowers, wonderful fruits and vegetables. Sometimes not. That's where magic comes in, I believe.

The growing of plants, any plant brings us joy. Nurturing a growing entity speaks to our souls. I think it's the same for farmers as well as gardeners. You can do everything right and still fail. But when it all works then there's magic.

Every year in my gardens I plan something new. For instance, new beds, new plant varieties, new methods. And I always ask for the blessings of the fairies. I leave blue bottles (for that is the favorite color of fairies), upturned flower pots, dense foliage for their homes and shelter.

I used to have a lovely stack of blue and green bottles in a corner of the garden but it collapsed. This year I intend to fashion a more permanent bottle tower. Bottles facing east for the morning fairies, west for the evening ones.

Morning fairies have wings glistening with dew drops and are very busy flitting around as they rejoice in the sunshine, blessing plants. Evening fairies are the ones I notice most gracefully floating over plants at eventide, pausing to say their prayers.

Gardens can calm a troubled or stressed mind. Hands in the soil, green growing plants surrounding you, magic fills your aura.

The queen of the garden fairies I think is the beloved dragon fly. With her majestic wings and her playful silhouette, the Queen hovers over your garden spreading magic. Be still and listen you can hear her singing.

Last year due to incessant rain I couldn't get my vegetable garden soil tilled. I grew tomatoes, peppers, cucumbers, green beans and potatoes in old feed sacks. Filling them half full of barn compost and sweepings, I punched holes in the bottom for drainage and set them up against the fence. Very little watering required and no weeding. Will be doing this again with more sacks.

The real beauty in this method is when harvest is over you just dump the bags out on the garden, enriching the soil. Some of the feed sacks I will reuse, some I will burn.

As the world is a scary, stressful place right now I urge you all to plant a garden, large or small. Size doesn't matter, it's the fresh air, the growing, the tending. Watch for garden fairies, give them a safe place. Let their magic enfold you.

Peace and love,

Donna Jo

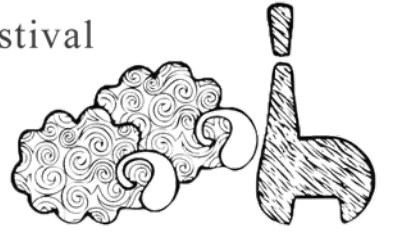


Celebrating 2 decades of fiber arts in central Indiana!

Join us for the 20th Hoosier Hills Fiber Festival

Friday, June 5 & Saturday, June 6 Johnson County Fairgrounds

HoosierHillsFiberFestival.com



52 YEARS AND GOING STRONG!

Back Door Quilts

2503 Fairview Place, Suite W Greenwood, IN 46142 (317) 882-2120

Thousands of bolts of fine quilting fabrics Hundreds of books and patterns for: quilts, stitchery, English paper piecing, and more

Better Homes & Gardens Top 10 Shop

Established 1973 Located just off SR 135 South Indianapolis Call for Directions

Hours: Monday 10-9; Tuesday-Saturday 10-3 1st & 3rd Sunday 1-4

www.backdoorquilts.com



Zig-Zag Corner Quilts



Visit our website today for online shopping, classes & special events!

- BERNINA Machines
- Longarm Quilting
- Service/Repair
- Fabrics & Notions
- Many fun, creative classes & events!



7872 N Troy Rd, Greenfield, IN 46140



Adjustable Horn Cabinet



Standard Koala Cabinet



Elevated Koala Cabinet


L890

April Serger Deals!



Visit us for special offers on BERNINA Q16, Q20 & MORE!

PLAINFIELD



37,000 square feet of antiques, vintage, collectables, architectural salvage, re-purposed / re-imaged furniture and accessories, home decor, and primitives

Gilley's

ANTIQUÉ & DECORATOR MALL
PLAINFIELD

open daily 10 - 5
on the west side of Plainfield at
5789 E US Hwy 40
(317) 839 - 8779

www.facebook.com/GilleysAntiqueMall | GilleysAntiqueMall.com | info@GilleysAntiqueMall.com

Greencastle Wool Show

April 10th and 11th, 2026, the annual juried Greencastle Wool Show returns to Putnam County Fairgrounds, Greencastle, IN. Join shepherds, fiber producers and fiber enthusiasts for a weekend of learning, conversation and celebration of fleece and fiber. Find your new favorite yarns, roving, finished hand created items and tools for knitters, crochet, weavers and spinners among the 85+ vendors. With over half of the vendors local Indiana producers and makers, you help support small farms and businesses.



Learn new skills at one of the many 3-hour workshops held both days on a variety of fiber topics. Workshop pre-registration and class descriptions listed at: www.greencastlewoolshow.org – registration closes one week prior to the event. Pre-registration required.

An open-call fleece, fiber and garment competition for prizes is a highlight for local talent. Drop-off Friday, April 10th with judging on Saturday, April 11th. Rules are posted at: www.greencastlewoolshow.org. On-site shearing demonstrations both days delight visitors of all ages.

On-site food vendors including the locally produced specialty pies and desserts from the Putnam County Home Makers extension; Grindhead Coffee; and Nature's Plate will keep you well fed all day.

Friday, April 10th from 10am to 5pm. Saturday, April 11th from 9am to 4pm. Free admission to vendor halls.

Putnam County Fairgrounds is located conveniently off 231 N with abundant free parking. Address: 191 N-US 231, Greencastle, IN.

For information or questions, please contact www.greencastlewoolshow.org. We look forward to seeing you there!

Specializing in **QUALITY ANGORA FIBERS and YARNS** from our **FIBER FARM!** I source all other animal fibers from other small Indiana based farms. Large selection of small batch hand-dyed yarns done by me.

IT'S YOUR LOCAL YARN STORE... ON WHEELS! and Now...

COMING SOON Our Storefront at **1623 E Main Plainfield IN 46168**

(317) 427-3287
www.facebook.com/carolemakes

Harvest Inn Interior Decor & Gifts

We are all about YOU and YOUR home!

765-376-5802

Home Decor: • Braided Trivets, Rugs, Coasters
• Curtains • Candles & Melts
at these locations 7 days a week:

- Trader Bakers in Jasper
- Gilleys, Plainfield
- Vendors Village, Clarksville

Harvest Inn South - Taswell

Two Furnished 14 x 30 Cabins south of French Lick - minutes from Patoka Lake area
Google 47175 for local attractions
Contact Leanne at 765-376-5802 for reservations or VRBO/Destination Crawford County
Facebook | Instagram @ harvestinn1

Check on Winter Specials

GREENCastle - INDIANAPOLIS



Join Us For The 2026
GREENCastle WOOL SHOW
 April 10th • 10am to 5pm
 & April 11th • 9am to 4pm
 Putnam County Fairgrounds, Greencastle IN 46135
 85+ Fiber & Yarn Vendors • Workshops & Classes
 Wool, Skein & Garment Competition • Demos
 Fleeces • Sheep to Shawl Competition
 Food Trucks & More
 FREE ADMISSION & FREE PARKING
www.greencastlewoolshow.org



Welcoming and inspiring space where people of all ages can come together to explore the art of sewing, quilting, crocheting, knitting & crafting.

QUILT AND YARN STUDIO

A quilt & yarn studio specializing in quilting fabrics, luxurious yarns & fibers, patterns, notions and more.

Several classes and workshops are scheduled, check our website for details.

15 W Franklin St., Greencastle, IN 46135
 Tues-Fri 10-5 Sat 10-3 (Sun. & Mon. by appt) 765-301-9091
 Shop anytime at www.patchworkandpurl.com



About Quilt Quarters

Quilt Quarters began 35 years (and five locations ago) in an old house on Main Street in Indianapolis, Indiana. The current store is over 7,000 square feet, providing plenty of space for our ever-expanding choice of fabric, notions, classes, and sewing clubs to spark creativity and let your imagination soar.

Your Shop For Bernina, Brother, & Janome

Longarm quilter servicing coming soon!

Awarded **BERNINA** #1 Rated Regional Dealer 2024

9504 Haver Way Indianapolis, IN 46240
 REGULAR SHOP HOURS: (EST)
 Mon. - Fri. 9-5; Sat. 9-4; Sun. Closed
 317-757-8340

We have everything you need at QQ!

**Sewing Machines - Longarms
 Quilting - Fabrics - Notions
 Furniture - Classes - Events
 Repairs (all models)**

www.SewVacAuthority.com
 @QuiltQuarters

★★★★★
 I went in on a mission, loved the staff, well organized, top quality fabric. Beautiful. Can't wait to go back.
 -Annaleisia H.

SHIPSHEWANA

YOUR QUILTING FABRIC SOURCE SINCE 1945

Personal Service · Batiks · Patterns · Notions
 Flannel · Cotton · Wide Back · BERNINA®
 ROWAN® Yarn · Quiltworx Certified

YODER DEPARTMENT STORE
 YoderDepartmentStore.com 260.768.4887

The Cotton Corner
 TheCottonCorner.com 260.768.7393

300 S. Van Buren Street | Shipshewana, IN 46565
 LOCATED IN YODER'S SHOPPING CENTER



I Sell Fabric

5520 North SR 5, Shipshewana, IN 46565
 260.499.1110 • 3 mi. north of Shipshewana
 Open 11 to 5 (closed Wed) • Closed Dec 21, 2025 - Jan 4, 2026

We offer a wide selection of fabric for the non-traditional and modern quilters: Australian Aboriginal design, fossil fern, novelty fabric, designer collections, 108" and 118" backing. We carry Benatex, RJR, Hoffman, Maywood, Quilting Treasures, & Steampunk

Featherweight Sewing Machine Sales, Service and Supplies
 Search: I-Sell-Fabric

March is "How much Fabric is the Jar" Month
 WIN THE FABRIC AND \$10 GIFT

April is "30% OFF Finished Quilts" Month
 Hours: Mon/Tues & Thur/Fri 11-4 • Sat 11-2 Closed Wed

2 Minute Lift
 Becoming a Keystone Species

by Kathy J. Sotak

Can homo-sapiens be the catalyst for abundance and a thriving ecosystem?
 I'm perplexed and pained. We live in a world so beautiful – a planet ultimately designed to enable humans to thrive. Each generation of humans work so hard and do their best for the next generation – yet we find ourselves in a perpetual cycle of despair. We have dirty streets, dilapidated buildings and crime in our cities. The builders of ancient times created structures that are still here for us to enjoy – yet the house we built just three decades ago is in need of repair and remodel. To top things off, the stove we bought just last year has broken down.

We put McDonalds into a community and then the two-generation family pizzeria needs to shut down. Wal-Mart enters a community and devastates even more – from fashion to tire shops to vision centers to local pharmacy. When we decide to stop investing in parks and sidewalks, the community health declines, crime increases and

the economy depletes.

Dr. Zach Bush has provided my inspiration for today's contemplation – what will it take for humans to become a keystone species? What will it take for us make life exponentially better, just by us being part of it?

A keystone species is one that has a disproportionately large effect on its natural environment to flourish. The concept was introduced in 1969 by the zoologist Robert T. Paine. Keystone species play a critical role in maintaining an ecological community, affecting many other organisms in an ecosystem. When a keystone species is removed, the entire ecosystem is affected, sometimes ceasing to exist altogether. A profound story of this is the near extinction of the wolf and their intentional return in Yellowstone National Park.

Bison are also considered a keystone species in North America. The American buffalo can weigh more than a ton and stand taller than six feet and ten feet long. Despite this they can run thirty-five miles per hour and can maintain that pace for more than ten miles*. Why are they a keystone species? We'll start with their output. They urinate gallons of fluid every day, providing important nutrients to the soil, microbes and insects, like nitrogen, phosphorus, sulfur and magnesium. They produce 10-12 quarts of dung per day as well. This fertilizer beneficially impacts the soil and feed insects, which feed small birds, and so on, and so on.

Bison create wallows, which are small rounds in the earth that they create by rolling and digging in the dirt to shed their coats and dust off insects. This supports other life forms by creating shallow pools of water after it rains. An edible plant called lamb's quarters would grow in here, feeding and nurturing Native Americans (leaves are nutrient rich, and the seeds are considered wild quinoa). Finally, bison don't destroy the grasslands; they enrich and rebuild it through grazing, letting it rest from production so it can build its root structure.

Some believe that we are at a critical juncture of humanity's history: Our human species will either perish or go through metamorphosis. If you believe this, then the only question is, can we become a keystone species? Can we live in such a way that makes our land, communities, economies and ecosystems, thrive?

I choose to believe that we can be a keystone species. I see evidence all around us. For example, Judy Wicks started a small restaurant thirty years ago in Philadelphia. She wanted to see her community flourish, so she decided to buy meat from a local pork producer, then produce from a local farmer, and so on, and so forth. She ended up founding the farm-to-table movement all throughout Philadelphia, then built several non-profit organizations to help her community flourish. (Read more about this local legend - <https://www.judywicks.com/about2>)

Jane Golden is showing us more evidence of how to become a keystone species. In the 1980s, Philadelphia was over-taken by crime and graffiti. Out of love for her home city, she decided to launch a mural arts program – with a broad vision to revitalize the city's beauty through art. When gangs started to "tag" her beautiful artwork – she took a bold move and decided to hire the very graffiti artists that were ruining her murals. What resulted is one of the world's most prolific mural arts programs, with hundreds of murals dotting the cityscape. A jaw-dropping coincidence? Both crime and graffiti dramatically declined. (Read about Jane Golden - https://en.wikipedia.org/wiki/Jane_Golden, or better yet, come to Philadelphia and take in a mural art tour - <https://muralarts.org>).

You see? This is our metamorphosis. There is already strong evidence that we are becoming a keystone species. What else can you and I do today to join the movement?
 -*Bison facts taken from the book Blood Memory: The tragic decline and improbable resurrection of the American buffalo, by Dayton Duncan and Ken Burns.

Thank you for your support. Let me know what lift this provided to your day by commenting at <https://2minutelift.com/match/>

Don't miss a story and subscribe at <https://2minutelift.com/newsletter/>.

Need another lift? Check out 60+ other stories at <https://2minutelift.com>

MIDDLEBURY - PLYMOUTH - ROME CITY



The Quilt Shop

@ Essenhaus

www.essenhausquiltshop.com • 574-822-1270

Full service quilt shop along with finished quilts, décor, and Quilt Magic.

- Handi Quilter Sales & Service
- Long Arm Machine Quilting
- Fabric, notions, batting, etc.

Everything to make your quilt!

Come shop in a restored barn with wide-open shopping areas.



240 US Hwy 20, Middlebury, IN 46540
Hrs: Mon-Thurs 10-5 and Fri & Sat 10-7




Shop Hop Shop

COLOR WHEEL QUILT SHOP

Necchi Sewing, Embroidery & Serger Machines
Tidas • Tulas • Kaffes • Liberty of London
Moda • Riley Blake • Hoffman • Minkys
Hand-Dyed Wools • Flannels • Wide Backs
Kits • Quilters Dream Batting • Patterns
Notions • Classes • Individual Lessons
Drop-in-Sew Space

200 N. Michigan St. • Plymouth, IN
Phone (574) 313-0777

Open: Mon-Fri 11:30 - 7:30 & Sat-Sun 11:30-3:30


FABRIC YOU DESIRE & SERVICE YOU DESERVE™



Sewing Oasis Awaits in Plymouth, IN

by Kerri Habben Bosman

Color Wheel Quilt Shop exudes a welcoming essence, offering fabric, creativity, and friendship. Natural sunlight pours in through the large, south-facing, circular windows, above head into their 1884 original post office building with 14' tin ceilings. Within this 2,300 square-foot shop, you will discover a comprehensive, full-service quilt shop. With a vast selection of fine cotton fabric, Quilter's Dream batting, patterns, and notions, Color Wheel Quilt Shop has something to fulfill all your quilting desires.



The shop is an authorized dealer for Italian-designed Necchi sewing, serger, and embroidery machines, carrying all 12 models offered in the US. There are classes for making bags, in addition to quilting instruction. Sewing machine service and repair is completed on site, and they offer edge-to-edge long arm quilting services.

For owner, Mary Jo Finley, opening her business in November, 2025, was inspired by her love of quilting and the need for a local quilt shop.

Finley's grandmother, who quilted expertly, died when Finley was 9, so Grace Burch, her grandmother's close, quilting friend who lived to 106, taught her.

Recently Finley learned how to use a color wheel and her confidence advanced significantly in selecting fabric for her machine-appliqué quilts, her favorite quilting method. When it came time to name her new shop, it was easy.

Color Wheel Quilt Shop is especially vital to the area; the closest, fine fabric shop is 25 miles away in South Bend.

Finley's main mission is to provide a vast selection for your ideal quilts. She carries approximately 1,200 bolts of fabric, including all 241 Moda Grunges, all 80 Free Spirit Designer Essential solids, more than 20 companies' collections, Aurifil thread, notions, patterns and books.

New choices arrive continuously, so there is always something different to discover.

In addition to Finley, Darlene Derifield, Catina King, Tammi Green, Phyllis Pier, Kari Rush, Caitlyn Stout, Maggie Vogel, and Regina White all share their expertise and love of fine fabric. They work hard to live up to the shop slogan: "Fabric you desire and service you deserve™"

Not only will you find all the supplies for your quilting, you will be inspired and be a part of a vibrant sewing community. The shop will participate in the All Indiana Shop Hop from May 1 to June 30.

Color Wheel Quilt Shop is located at 200 N. Michigan Street in Plymouth, Indiana. They are open 11:30-7:30 M-F and 11:30-3:30 S+S.

Call 574-313-0777 for more information. Follow on Facebook: Color Wheel Quilt Shop, Plymouth, IN

All roads lead to Rome... City, Home of:

Caroline's Cottage Cottons

www.CarolinesCottageCottons.com

Visit our 1870's cottage, where each room has a different focus.

WE ARE GETTING READY TO GREET YOU FOR THE ALL IN SHOP HOP - Caroline has a featured quilt in the magazine

We offer quality quilting fabrics, including the Tilda fabrics, wools, 20's 30's, Reproduction 1800's and contemporary fabrics.

195 Weston Street, Rome City, IN 46784
260-854-3900 • Tues-Fri 9-5; Sat 9-2
(Closed Sun & Mon)



We are your...Happy Place and we are here to serve you!



Simplee Stated

100 W Garro St,
Plymouth, IN
574.936.5259

Open: Tue-Fri 10-5:30 • Sat 10-3

Check FB for Specials, Sales & Events



Spring has arrived! Be sure to stop by for a visit and check out all our new products to help celebrate the arrival of spring. Be sure to follow us on Facebook to find our schedule for Crushed glass resin classes, and other special events!

Gifts, Home Decor & More!



BLOOMINGTON - SPENCER

Klaiber's Sewing Center, Inc.

est. 1963

www.klaiberssewing.com

We are a full service Quilt Shop, ready to help you choose your next product, service your machine, or show you a new model...

fabrics • classes • precuts • notions
Technician repair and service most brands of sewing machines

617 W 17th St Bloomington, IN 47404
(812) 336-0487 • Mon-Fri 9-5 & Sat 9-3 EST

Follow us on Facebook & Instagram



Simply Primitive

Home of Hilltop Candles

- Home décor including: farmhouse, French country & industrial
- A variety of handmade and one-of-a-kind items by local crafters and artisans, including jewelry by Aura Art Wear and Bass Farm skin care products.
- Handmade Furniture • Antiques and outside home décor

Hilltop Candles, Air Fresheners and more, hand poured on site.

4445 W State Rd 45, Bloomington, IN 47403
 Hrs: Wed-Thur 10-4; Fri & Sat 10-5; Sun 12-4; Closed Mon & Tue
hilltopcandles@gmail.com • 812-825-9660

www.facebook.com/simprim



33RD ANNUAL Indiana Heritage Quilt Show

March 5-7, 2026

Monroe Convention Center | Bloomington, IN



\$10,000 in prize money • Over 200 Quilts • On-site Vendors

Workshop Instructors include:

Sue Cortese, Dorie Hruska, MJ Kinman, Chris Lynn Kirsch, Heather Kojan

Special Show Exhibits: SAQA Regional Exhibition 'living-language-land' Inspired

Featured Artists: MJ Kinman, mjkinman.com

Challenge Quilt: Song. Use a song as the theme for your quilt.

For more information or to enter a quilt or register for a workshop at WWW.IHQS.ORG



Writing From Life

by Jeanette Lukowski

Read More Books



I am an avid book reader. Are you? My go-to genres are always subject to change, but tend to lean towards Fiction more than any other. Sure, I've read a Science Fiction or Fantasy novel from time to time, but when I heard Margaret Atwood describe her novels as being more Speculative Fiction than Science Fiction, I paused.

In a world which doesn't seem to change too quickly—but when the changes come, they feel too sudden and disruptive to me—the increasing numbers of categories by which books are catalogued has felt somewhat overwhelming! As a child, the public libraries I visited in Chicago seemed to have two groups: Fiction on one side, Non-Fiction on the other side, and Plays—I later discovered—were found in a file cabinet near the circulation desk. Three groups.

As I grew older, I started to notice sub-categories: Mystery, which was my teenaged go-to, and Biographies, which helped with school research projects (like my fascination with Amelia Earhart).

These days, I walk into a brick-and-mortar bookstore, and see categorical labels extending into the twenties? Or more? Granted, the bookstore has double (or triple) the square footage of those public libraries of my youth, but still. In libraries from coast to coast, the Fiction novels are universally catalogued alphabetically, while Non-Fiction works are still catalogued according to the Dewey Decimal System.

I credit book clubs and college campus speaker presentations with expanding my reading horizons to now recognizing—and reading—sub-categories such as Historical Fiction (and the aforementioned Speculative Fiction).


If I'm being completely honest with both myself, and you, I was never a fan of history. In school, history classes meant nothing more to me than memorizing names and dates. Sometimes, places. I didn't care about "Charles becomes Henry" in France during the 16th century; I was just irritated that "IX" was followed by "III"? No mnemonic device to help me remember that.

Reading Historical Fiction, surprisingly enough, has changed me. Last month, for instance, I was reading a fictional work about women who served as nurses during the Vietnam war, and this week I am reading a novel presenting the perspective of the daughter of a historical figure from the turn of the century. Never claiming to be based on actual transcripts of conversations, or explaining why a historical figure made any of the particular decisions he or she is recorded as making, the experiences of humans possibly impacted by those decisions are explored.

Thinking back to my earlier comments about Amelia Earhart, for instance, what if there was a book written from the perspective of an imagined neighbor, childhood classmate, or even love-interest of the missing pilot? While the novel wouldn't tell me what happened on that day in July of 1937 when she disappeared, might it not be fun for readers to imagine how flight training exercises with twenty- or thirty-year-olds felt before, during, or after her historic solo flight?

Maybe I should write it.

© Jeanette Lukowski 2026. Jeanette is a mother, grandmother, teacher, and author who lives in Alesandria, MN. She is inspired by the lives of strong women. Her email address is: writingfromlife@yahoo.com



A happy little quilt store just off the beaten path!

Fabric | Notions | Patterns | Classes

Join us in our Classroom for a day of fun!

Follow us on FACEBOOK and on INSTAGRAM

HRS: Wed - Fri 10-5; Sat 10-3
 Closed Sun, Mon & Tue

381 FLETCHER AVENUE
 SPENCER, INDIANA
 812-821-0309
UNRAVELEDQUILTSTORE.COM

Join us at the IHQS in Bloomington, IN March 6 & 7
UNRAVELED turns "10" April 2nd!
 Join us that week for lots of fun and surprises!



Egg Roll in a Bowl

The recipe has the flavors of our favorite egg rolls in a simplified bowl.

Ingredients:	4 cloves garlic, minced
1 lb. ground chicken or ground pork	16 oz. coleslaw mix or shredded cabbage
4 green onions thinly sliced, whites and greens separated	3 Tbsp soy sauce
2 tsps grated fresh ginger	1 tsp sesame oil or to taste
	Sesame seeds for garnish – optional

In a 10-inch skillet over medium-high heat, brown the ground chicken or pork, breaking it up with a wooden spoon. Drain any fat. Stir in the whites of the green onions, ginger, garlic, and coleslaw mix. Cook, stirring occasionally, until the coleslaw becomes tender, about 5 minutes. Stir in soy sauce and sesame oil and cook for 1 minute more. Divide into bowls and garnish with greens of green onions and sesame seeds.

Submitted by Colleen Gust, The Country Register - SK & MB

BLOOMINGTON

BERNINA 3 SERIES

SIMPLY JOYFUL

BERNINA

made to create



Purchase your BERNINA sewing machine from The University of Sewing, and get an entire team to provide you with the help, support, and training you need to get the most from your new machine.



Margaret Fette, Owner

"We want to be your favorite fabric & sewing machine store!"

Quilting and Sewing classes including Margaret's garment fitting pattern workshop, BERNINA mastery classes, Embroidery classes

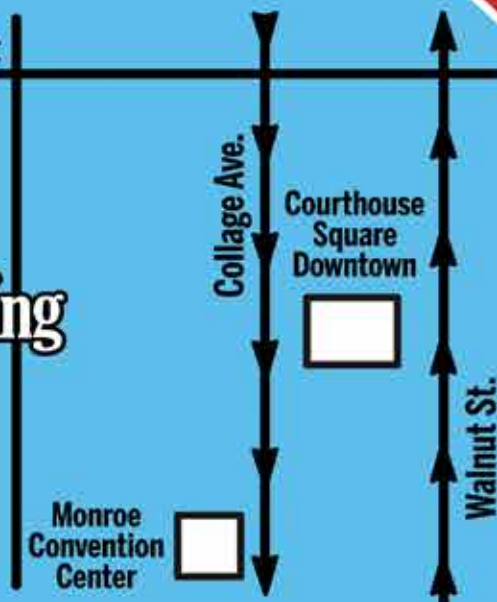
- Creative Sewing Classes
- Unique Fabric Inventory
- BERNINA Sewing Machines
- BERNINA Service & Repair

Watch us on **Facebook & Youtube**  

Shop Online at: universityofsewing.com

University of Sewing
611 West 11th St.
Bloomington, IN

Tues - Fri 10-6 | Sat 10-5
Sun & Mon CLOSED



LAWRENCEBURG - VERSAILLES

The Quilter's Nook

812-689-0980 Your quilting and sewing center in Versailles

www.facebook.com/pg/thequiltersnookindiana
www.thequiltersnook.com

Please join us for the
Swing into Spring Shop Hop April 8 - 11

82 Hill Street Versailles, IN 47042
(Hwy 421 S just past the Dairy Queen and Dollar General on the right)

Our friendly staff is always available to help in any way they can.



Tri-State Antique Market

Indiana's Largest "Antiques & Vintage Only" Market

2026 Season

May 3 • June 7 • July 5 • Aug 2 • Sept 6 • Oct 4
(First Sunday Each Month)

Lawrenceburg, Indiana Fairgrounds - US 50

1 Mile West of Exit 16, I-275 (Cincinnati Beltway)

General and Vendor Info: 513-702-2680

LawrenceburgAntiqueShow.com

The Beauty of Rainy Days

by Janet Young

Light rain has begun to fall, and here we are on the first week of April, preparing ourselves, to experience what traditionally has been one of the rainiest months of the year. As you watch the raindrops slide slowly down the window, have you ever stopped to think about the beauty that rain brings forth - especially in the springtime. Could it be because everything is painted beautiful...the trees look brighter, the flowers are more colorful, and rain sends a signal to the grass that it is time to wake up and start growing.

Have you ever heard the rhythmic sounds of raindrops cascading on your roof? Before long that sound, much like White Noise creates a sound so soothing, before you know it you are fast asleep.

Even in literature, rain symbolizes life, purity, being born, and cleansing. Even songs have been sung about rain. For example, A Rainy Night in Georgia, may not be a happy representation of rain, however there is the Pop song, I Love a Rainy Night. This is a catchy tune as the title implies extolling the virtues of rain. In the movies, Gene Kelly was famous for that dance scene in Singing in the Rain. And last but not least, children's nursery rhymes talked about rain in Rain, Rain Go Away, and It's raining, It's Pouring. There are many celebrations of rain.

Perhaps the next time it rains, you will have an attitude of gratitude. Because rain also supplies us with our much-needed water, that basically sustains life. I'd say that is a very important reason to embrace rainy days. So, don't let those raindrops get you down.

Instead, the next time it rains why not become like a child again. Grab your raincoat (if it is a cool day), an umbrella, and your boots. Then go for a walk in the rain. While you're at it, why not stomp your feet in a puddle or two, or if you are in a secluded area, why not dance in the rain. It will lift your spirits, and put a smile on your face.

And perhaps one of the most rewarding aspects of rain is when we get that occasional glimpse of the rainbow. I leave you with this quote from Gilbert K. Chesterton: "If you want a rainbow, you have to put up with the rain."

HAPPY SPRING!

— © Janet Young is a Certified Tea and Etiquette Consultant, Co-Founder of Mid-Atlantic Tea Business Association, and prior owner of Over The Teacup



BOOK REVIEW

THREADS OF THE PAST:

Stories of Pioneer Women and Their Quilts

by Lanie Tiffenbach


Lanie Tiffenbach has been both an avid genealogist and an avid quilter for many years. She has combined her two passions in the writing of her historical fiction novel, *Threads of the Past*, allowing her immigrant ancestors to tell their stories in their own "voices" in the form of letters or diaries.

Based on extensive genealogical and historical research, seven courageous pioneer women detail their families' immigration to the New World and the dangers, hardships, isolation and terrible losses they found on the raw frontier of Minnesota, as well as their simple joys and successes. Their stories span a time period from the 1850s through the 1930s, and are at the same time heartbreaking and heartwarming, but always grounded in love of family. The book is illustrated with over 100 wonderful vintage photos.

The evolution of quilting in America from the 1850s through the 1930s is woven throughout the stories, with each woman having a special quilt representing her particular era. The women's love of quilting is the "thread" that ties the stories together. In earlier times quilting was a blessing and a joy for women, as it gave them a creative outlet and produced something of beauty in the midst their hard lives. Equally important, their quilting bees relieved their isolation and loneliness and brought them together in friendship with other women. And these things are still true of quilters today!

While this novel will be of special interest to quilters and genealogists, the pioneer women's stories of bravery, faith and endurance will touch the hearts of all women.

***Threads of the Past* can be ordered on Amazon.com or you can email Lanie at tiffenbach@gmail.com.**



You Could WIN a copy of *Threads of the Past*!

To register to win a copy of *Threads of the Past*, just clip and fill out this entry form OR write *Threads of the Past* on any piece of paper or note card along with the other information and mail to: *The Country Register*, 11250 Glen Canyon Drive, Peyton, CO 80831 by April 10th. Winner will be announced in the next edition of *The Country Register* and will receive their book by mail.

Name _____

Street Address _____

City _____ State _____ Zip _____

Favorite Shop: _____

HELTONVILLE - NASHVILLE - TOUR TOWNS

The FLOWER and Herb BARN

- Plants
- Antiques
- Garden Treasures
- Herbs
- Old Stuff

The Farmhouse

Brown County Indiana

- Homemade Soups
- Delicious Sandwiches
- Fresh Salads
- Healthy Fruit Salads
- Scrumptious Desserts
- Flavored Ice Teas
- Fruit Fizzes
- Kiwi & Mango Coolers
- Herb Barn Lemonade
- Sassafras Tea
- Iced Creamy Mochas

Phone: 812-988-2004

LUNCH: TUE THRU SUN 11AM TO 3PM
DINNER: CALL TO VERIFY HOURS

Wishful Thinking

EST. 2001

Come Play With Us!

NASHVILLE'S ONLY SCRAPBOOKING & STAMPING SHOP!

- FREE In-store Product Demonstrations
- High quality Scrapbooking and Stamping Supplies

Open - March: Wednesday-Monday 10am - 5pm
April: Daily 10am - 5pm

Celebrating 25th Anniversary in 2026

20% OFF ANY 1 ITEM!
With this Coupon Expires: 4/30/26

ONLINE SHOPPING!
www.WishfulThinking-IN.com

Heritage Mall
41 S Van Buren Street
Nashville, IN 47448
812.988-7009

VISIT US DURING COUNTRY NEIGHBORS TOURS
(On FaceBook Type In: Mustard Seed Heltonville)
Watch for MUSTARD SEED MONDAY Sales

Celebrating 25 Years!

a gathering of simple goods and needful things with a touch of the past...

229 Salem Rd,
Heltonville, IN 47436
812-278-4616

If you have faith as a grain of mustard seed...
nothing shall be impossible! Matt. 17:20

www.facebook.com/MUSTARD SEED

COUNTRY NEIGHBORS TOUR

Celebrating 25 Years!

Spring in to Summer Tour – June 12 & 13

We are a unique gathering of like-minded country folks, bonding together to unveil our wares and creations. Grab your family and friends for a tour of our home-based businesses in southern Indiana... Come for a visit and make a day of it in the country visiting our 13 hidden gems.

Blessings friends ~the Neighbors

Future Tours: • Reap the Harvest Tour – Sep 11 & 12
• Home for the Holidays Tour – Nov 12 - 14

For more info: (812) 278-4616

Spring

Find and circle all of the words that are hidden in the grid. The remaining letters spell a message about Spring.

T L E M W O N S S S A R G L A
G C Y C L A M E N S A L I L P
G N G R O W T H R L L L R S
O Y I I D L S A R A I E S N N
L A L N K A I E B E R R O H E
F M L O A N F E S G M I P W W
E N A E E E S F I U L R R A L
I O B Q R A L E O E C S A B E
R S T U B E S C D D F O S W A
I A F I G R N N G L I N R H V
S E O N N R A E O N I L C C E
E S S O I D E W W B I R S B S
S I N X R G E E O A A R M E G
A Y F L P R O R N M L W P E O
E T E W S S P I L U T R S S R
R E T S A E P L A N T I N G F

- | | | |
|------------|------------|-----------------|
| ALLERGIES | FROGS | RAIN |
| APRIL | GOLF | RENEWAL |
| BASEBALL | GRASS | ROBINS |
| BEEES | GREEN | SEASON |
| CROCUSES | GROWTH | SNOWMELT |
| CYCLAMENS | IRISES | SOFTBALL |
| DAFFODILS | LILIES | SPRING BREAK |
| DANDELIONS | MARCH | SPRING CLEANING |
| EASTER | MAY | TULIPS |
| EQUINOX | NEW LEAVES | WARMER |
| FLOWERS | PLANTING | WET |



METAMORA



Doors at 6, show at 6:30
Food available on site

Mar 21	Meadowgrass Mule Unit
Apr 18	Vern McIntyre & Appalachian Grass
May 16	My Brother's Keeper
June 20	Roger Banister Bluegrass
July 18	Roger Brown & Borrowed Tyme
Aug 15	Blue Note Bluegrass
Sept 19	Ma Crow & Company
Oct 17	The Lowlanders
Nov 21	Silvertowne

Table Reservations on line MPA Store page on our website: MetamoraMPA.org
19189 Pennington Road, Metamora IN 47030

Shawl We Dance?

by Wayne M. Bosman

One of the things that first attracted me to Kerri were the old-fashioned shawls that she usually wore in both summer and winter. They were not the sort of thing that everybody wore, but she seemed to have one for every occasion or outfit. Though we met at social dance events where people were routinely playful, Kerri was more reserved than most, which I found intriguing. The shawls, though, that was a thing. I assumed that they were handmade, which also said something to me about her. Quiet but independent. Neither following the crowd nor trying to lead it. She was a more than competent dancer, but somehow whenever we danced together, I would say something that caused her to lose her place. It became an easily achieved challenge for me to cause a misstep in the course of a dance, sometimes remarking how the shawl matched her eyes. She wore a lot of blue. I had been dancing for almost 20 years and she less than one year, so maybe it wasn't so nice of me to break her concentration like that, but it was only a dance after all....

This went on for most of a year before I got a chance to ask her out. After an initial hesitation, she consented and the rest is history. But this is about the shawls really.

Kerri learned to crochet when she was 9 years old. Her mother and her grandmother were both avid handcrafters; it was natural for her to follow in their footsteps, or handsteps as it were. Kerri's mother had passed before we met. I soon discovered the inspiration behind the shawls that I had seen. The patterns went from very simple to extremely elaborate, with colors that covered the entire spectrum. The yarns were of all varieties, chosen for each project by function, form and whimsy. Wools from all over the world were included, along with cottons and occasional acrylics. As time went on, I developed an appreciation for the textures of the finer ones, getting subtle satisfaction from the softness and slight oiliness that came from the lanolin. How something could be gauzy and warm at the same time was a minor revelation.

Then came the giving. Kerri had often made shawls, blankets, hats without any idea who they would ultimately be for. Whether they ended up with a waitress or a young mother or child was a mystery to be solved at the correct moment, when gift and receiver appeared together. Those moments were and are met with the feeling that a certain grace exists and she gets to have a part in it. Her mother taught her that.

But back to the shawls.

At a certain point, it was time to clear out her mother's house. Hundreds of handmade items. Many, many shawls. Serendipity stepped in. My sister, Linda, is very active in her church groups in southeast Wisconsin. One of the groups provides prayer shawls for elderly or homebound people in the parish. Kerri's mother's shawls, made with love and care, found new destinations where they were needed and appreciated. Since then, a steady stream of prayer shawls and lap robes, handmade with love, have found their way to new owners. God willing, they will continue to do so.

But don't be concerned that Kerri is going to run out of shawls soon. We recently were waiting at a favorite restaurant when another patron admired the shawl Kerri was wearing. I joked that she had 40 more like it at home. A day or so later, Kerri took inventory. 56 shawls in the closet at that time with a few more destined for a Civil War exhibit at the History Museum. The blue ones match her eyes.

-Wayne M. Bosman is a retired auto mechanic living in Cape Carteret, NC. His email is wbosman1@gmail.com

Raucous Wildlife and Slimy Salamanders: What's So Great About Spring?

by Nancy J. Nash

Spring peepers send forth their high-pitched bell-like calls in March in my part of New England. Their constant repetition of "peep in, peep out" is both cheery and soothing, as the male chorus frogs (a type of tree frog) inflate the vocal sacs in their throats to attract females. They may begin in February but then have to interrupt their nightly chorus until warmer weather becomes more consistent. Occasionally they are deafeningly loud and raucous.

Growing up, we had a pasture behind our house with a marshy area dubbed "the swamp," where I joined my young neighbors in "expeditions" and sometimes went by myself. I had heard hordes of spring peepers on March evenings although not earlier in the day. But once I was lured by the calls of a few daytime peepers and had traipsed down to the swamp to investigate when suddenly the sound stopped. Evidently the tiny frogs were frightened. What should I do? It seemed like my eavesdropping expedition was doomed to failure - until I kept still for moment. Guess I'd better just crouch on a tussock and quietly peer into the grasses and shallow water for any sign of life.

I heard a peep here and a peep there from a few stray frogs, but none made an appearance. Where were they? If I moved in the direction of the sound, it would immediately cease. Careful, though - bogs are slippery, and boots fill quickly with cold water. Ugh! I had to content myself with actually having heard a few peepers close up.

Frogs continued to fascinate, and my friends and I decided to scout for frogs' eggs and the tadpoles that hatched from them.

We found lots of eggs encased in jelly-like sacs among the marsh grasses. After a few weeks, polliwogs, as we called the tadpoles, emerged and swam around our little "swamp." We weren't sure what type of frog they were, but what did it matter? We excitedly observed as they grew limbs and lost their tails, part of the process of maturing into full-fledged frogs. Peering into murky waters, we had front-row bogs to view them! I'll bet our schoolteachers were impressed by our brush with metamorphosis.

A number of years later, I was working in the town of Amherst, Massachusetts when yellow-spotted salamanders attracted attention. In winter, members of this declining species lived on a hillside overlooking Henry Street. Every spring they would clamber down the hill and cross this small country road to find a vernal pool where they could mate and lay eggs.

However, they had fallen on hard times. Traffic had increased on Henry Street to the point where it was hazardous for them to cross the road. Some local residents decided to place a couple tunnels under the road to help the small amphibians find their way to the spring wetlands.

I was among those humans who ventured forth in the rain on a chilly April night to help guide the salamanders to the entrances of the tunnels. My companions and I were ecstatic when a number of salamanders entered and emerged safely on the other side of the road. Success! But why were some of them still reluctant to enter the underground pathway? The obstinate, ungrateful little critters!! The night was rainy and cold and dark, and we volunteers were thinking how nice it would be to go home and have a cup of tea.

In time, a few of the human helpers came up with a solution. They decided to modify the tunnels' original design to allow in more moisture and natural light. Contrary to public perception, salamanders are not slimy but require moisture to keep them from drying out. The natural light may help them navigate. These days they show their appreciation by using the tunnels more freely. Whew!

Recently, I have been reading Sheila Carroll's Nature Study Companion: Simple Ways to Discover Wonders Near and Far. She makes a case for allowing children to wander about the landscape, discovering and observing and developing curiosity. She also suggests that nature study helps them develop wholeness, character, and life skills. Looking back, I'm not sure exactly what I gained from my encounters with frogs and salamanders, but my friends and I are still enchanted whenever we hear a chorus of spring peepers calling in a meadow or spot a migrating yellow-spotted salamander on a rainy spring night.

Vermonters call springtime "mud season," when the snow finally melts and bare ground becomes visible. As messy as spring can be, there is something about the milder air that frees us and reaches our souls. Owlets are born, skunks have their babies, and mother possums show up with little ones. It is a time of emerging life and a time of contentment. I hope the spring peepers are raucous this spring, and may the yellow-spotted salamanders make it safely across Henry Street!

- © 2026 Nancy J. Nash. Nancy J. Nash is the author of *Mama's Books: An Oregon Trail Story*, and *Little Rooster's Christmas Eve*, each available on amazon.com. She has a B.A. in English composition from Mount Holyoke College and an M.F.A. in Writing for Children from Simmons College. She can be reached at nancynash341@gmail.com

LIBERTY - RICHMOND



Nancy's Fancys Sewing Corner

www.NancysFancysSewingCorner.com

We carry a large variety of fabrics, panels, kits, and notions

Also Offering


Sewing Machine Repair Services ♦ Sewing & Quilting Classes

Proudly participating in the ALL INDIANA SHOP HOP

May 1 - June 30

1446 NW 5th St. Richmond, IN 47374

Store Hours	Follow us on
Monday - Friday 9:30am-5pm	Facebook & Instagram!
Saturday 9am-1pm	
Sunday Closed	




Pohlar Fabrics

Celebrating 39 Years in Business!

BRING IN THIS AD FOR 20% OFF ONE REGULAR PRICED ITEM MARCH 1 TO APRIL 30

Come in and Test Drive a New Bernina

Watch for our emails and our Facebook page for more details!

www.PohlarFabrics.com

941 West Coe Road, Liberty, IN 47353
765.458.5466
Hrs: Mon - Fri 9:30 - 4:00 & Sat 9:30 - 3:00

Classes • Professional Machine Quilting • Scissor Sharpening
7000+ Bolts of Fabric • Kits • Patterns • Block of the Month

Featuring: New Fabric, Books, Patterns, Notions & Demos

BERNINA Authorized Dealer • Sales & Service
Service for all makes & models of machines

A Cup of Tea with Lydia

A Milestone Nine-TEA-eth Party

by Lydia E. Harris

Colorful streamers, balloons, and tablecloths waited to welcome the senior ladies who met weekly for tea and treats in the community room.

But this time they gathered to celebrate my sister Erna's nine-TEA-eth birthday. The rose and gold floral-print napkins and paper plates said: "90 Fabulous." Her three daughters and grandson had arrived early to prepare the setting.



Tasty Treats

The buffet table held a delicious array of foods, including cranberry brie bites, a variety of crackers, and a charcuterie board loaded with an assortment of cheeses, meats, and colorful dried fruit. But the main feature was a homemade gluten-free three-layer vanilla cake with strawberry cream cheese frosting, topped with two large candles: a nine and a zero.

Other treats included homemade cranberry nut triangles, chocolate chip cookies, jam thumbprints, and lemon crinkle cookies (see recipe). Oh my—what a wonderful tea time with sugar and spice and everything nice.

Big Surprise

Twenty women from the retirement community, plus friends and relatives, came to honor Erna. But the big surprise was that her oldest daughter and grandson had flown from California to Michigan to help celebrate this milestone. How I wish I could have flown in from Washington State.

As usual, the women could select a teacup and teabag and brew their favorite tea. But today, wearing her crowning tiara, Erna reigned as queen.

As the ladies sipped their tea, they chatted and honored Erna.

Erna was all smiles, feeling treasured and blessed.

Special Memories

Later Erna reported by phone, "The party was a lot of fun and very special!" At her apartment, she was surrounded by the party decorations and cherished the memories of a wonderful time.

Young at heart and very talented, my sister Erna has had a memorable life and has blessed many. She wrote a Bible study guide for the book of Acts and coauthored a musical, *Who Is My Neighbor?* Most recently, in 2025, with the help of her daughter Lois, she published a book. Strong in her faith and wanting to showcase God, *He Was Always There: A Book of Stories and Miracles* by Erna Craven records events from her life, including our father's miraculous release from a Russian prison years before her birth.

After coming to America in 1929 with their two sons, her parents, Nicolai and Helena Siemens, added six girls to their family. I am blessed to be the youngest. Over the years, I've enjoyed many happy occasions and teatimes with my family and friends.

So how would you celebrate a special event or milestone birthday? However, you make merry, I recommend rejoicing with family and friends over a cup of tea!

-© Lydia E. Harris enjoys serving tea to family and friends. Her books include: *Preparing My Heart for Grandparenting*, *In the Kitchen with Grandma: Stirring Up Tasty Memories Together*, and *GRAND Moments: Devotions Inspired by Grandkids*



From Lydia's Recipe File:

Lemon Crinkle Cookies

- | | |
|-----------------------------------|---|
| 1 cup granulated sugar | 1-3/4 cups flour |
| 1/2 cup (1 stick) softened butter | 1-1/2 tsp. baking powder |
| 1 tsp. vanilla extract | 1-1/2 tsp. salt |
| 1 tsp. lemon extract | 1/2 cup powdered sugar |
| 1 tbsp. lemon zest | 1/2 to 1 cup lemon curd, homemade or purchased (optional) |
| 2 eggs | |

Directions:

- In a large bowl, cream together the butter and granulated sugar until light and fluffy.
- Stir in vanilla extract, lemon extract, and lemon zest.
- Beat in eggs, one at a time.
- Mix together the flour, baking powder, and salt.
- Add the dry ingredients to the creamed mixture. Do not overmix.
- Cover dough and refrigerate for one hour.
- Preheat the oven to 350° F.
- Shape dough into 1-inch balls and roll them in powdered sugar. Place them two inches apart on a parchment-lined cookie sheet.
- Bake for 13-15 minutes until edges are lightly brown and tops do not look wet.
- Cool on the cookie sheet for 2 minutes. Then transfer to a cooling rack to cool completely.

Recipe makes about 3 dozen cookies.

Variation: For a burst of fresh lemon flavor, sandwich two cookies together with a teaspoon of lemon curd just before serving.

Optional variation: Sandwich two cookies together with cream cheese frosting. If using cream cheese frosting, store cookies in an airtight container in the refrigerator.

MADISON

Become Inspired Decorating, Entertaining and Living in the Early American Style

by Annice Rockwell

The Dinner Table!

by Tammy Page

With Mother's Day in a few months and the memories fresh in my mind of my mom setting bowls of hot, buttery mashed potatoes on the dinner table I am reminded of what the dinner table in our home means to me.

I raised my children in the 80's and 90's when the beliefs of spanking your children when they misbehaved was accepted, you knew your neighbors and the dinner table was the center of the home where meals, homework and visiting was the norm. But, as the 20's came about, things changed in the family home. No longer were families gathering at the dinner table for their meals



instead they moved to the living room or bedroom with their plate in hand while also watching television or scrolling through their phone. Most families had so many activities going on such as sports, practices, after-school activities or part-time jobs that they rarely were home together. Parents are now scurrying here and there all over town picking up one child or another. By the time everyone arrives home, it's too late to eat together at the family table. Dinner is not the home-cooked roast and potatoes it once was, it's now a quick, ready-made microwave entree that can be cooked in a matter of five minutes.

Even when I worked full time and the kids were in elementary and middle school, I still came home, kicked off my shoes, changed my clothes and immediately started supper. While I was in the kitchen, in the next room my kids were working on their school assignments. Today most kids don't have homework, instead finish their work in the classroom. I can remember having homework every night from several classes when I was in school and my children did too. There were some nights that supper would be delayed because the amount of homework was astronomical. Even when we had late nights, we all sat down at the table together each night. It was a time to re-live the daily happenings. We'd discuss how the sports were going, the upcoming games, the projects at school and the activities coming up such as a friend's birthday party to attend.

The dining table was also a catch-all for laundry piles to be taken upstairs to put away in their rooms, for unpacking school folders with papers that had been completed that day in class, for lunch boxes, purses and keys to land. It had to be cleared each day so that we all could sit there for the evening meal.

Today, it's just my husband and I that sit at the table for six. The other place settings are empty except for mail piles and things that need to eventually be taken to their rightful places. The dining table is not always used for meals either. I have to confess that my husband and I eat a lot of our meals in front of the television these days. If I had my way, I'd rather have it full of homework again, spilled milk and three kids trying to talk all at the same time. I'd be happy to spend my evening browning ground beef for spaghetti, stopping at the request of a child to help with algebra or literature end of the chapter questions. I'd relish in the requests for another serving or dessert after "cleaning their plate." I yearn to hear a child recite a prayer over the meal or even wish for those bickering remarks they made to each other. Oh, how I miss those days. Time has gone by way too fast; family values have changed and things have gone by the way-side. I hope that these customs return so that today's family can experience this connection that we had.

-Tammy Page writes from her family farm in Indiana.

Awakenings of Glorious Spring

When the winter snow has finally melted away, our country yards take on a weathered and worn appearance. With our days getting noticeably longer, we are drawn outside to observe the quiet changes that abound. Slowly but surely as the days advance, we begin to see the subtle awakenings of glorious spring. After a long winter of relentless cold and unpredictable storms, we are no doubt grateful for the blessings all around us. The amiable sound of our robins' return, paired with the soft scent of warm earth give us a feeling of being in harmony with nature as we too notice a similar shift within ourselves. Cleaning our yards on one of the first warmer days feels remarkably rewarding as we look at our now-tidy landscape as a blank canvas for the rejuvenating season to come.

Proud Proclamations of Spring

Soon, as if right on cue, our bright yellow daffodils will make their presence proudly known as the perfect proclamation of spring. They are a symbol of a promise kept and their beauty brightens our days. Somehow the shift in the season helps us to gain momentum in creating new splendor in our yards and homes. Taking a full day to clean our country porch is a day well-spent. And creating a display around a spring theme can hearten our efforts. Our country door can be adorned with a handcrafted birdhouse in robin's egg blue and our porch windows become the perfect place for petite twig wreaths decorated with everlasting florals to enhance the welcoming scene. Our weathered porch barrel can be topped with an antique lantern that comes on right at dusk to create country ambiance.


In our yards, our dogwood and magnolia trees can be put to good use as a place to hang our country birdfeeders. We might even try our hand at fashioning our own sculpted birdseed and suet designs to hang outside as well for our feathered friends who are always appreciative.

Inspiring Reflective Scenes

The interior of our homes can be enlivened by some simple, yet artful vignettes to inspire. Our antique redware storage crocks can be filled with tulips and placed on a hooked runner with a floral design next to our fireside wingback chair. Handcrafted rabbits purchased at our favorite country shop can be placed beside an antique treen trencher filled with primitive grass and painted and aged eggs. Hand-poured candles in scents like Lemon Butter and Lavender Cream are an ideal accompaniment to our country spring surroundings.

This season, take time to appreciate the beautiful return of spring. Feel the strength that comes with coming through the season of winter. And reward yourself by creating spaces that reflect the symbolic power of the promise that Nature always keeps.

-- © Annice Bradley Rockwell is an educator and owner of Pomfret Antiques. She is currently working on her book, *New F.noland Girl*. NewF.nolandGirl2012@hotmail.com



PIERCETON - WARSAW

“Perspective”

by Shelby Kottemann

When I was in the fifth grade, Mrs. Wilson assigned our class an assignment to interview with a person who lived at least 50 years ago. I chose my grandpa. Born in 1926, Shelby lived through many times I'd never known yet feel connected to. We sat down one evening and went over the assigned questions, which he answered simply. I learned that Papa grew up on a farm with his four brothers and sister. He recounted that when the boys got into trouble, his Paw would pull a switch off the old willow tree. His mother was sweet till her dying day and a sought-after favorite among all her grandchildren. Papa was a WWII veteran of the Pacific. He met grandma at church and married her right out of high school. He spent his career at a company that makes farm and mining equipment, called Caterpillar, and carpooled with friends, as people did back then. It was a treasure trove of family history. Yet, there was another question in particular that stuck with me. It was clear that my Papa had thought about it before. The question was, “What’s a modern convenience that you’re grateful to have now?”

In reply, Papa stood up and walked over to the wall, gesturing with the turn of a dial. “That I can walk over to the wall and change the thermostat.” He sat down with a look of relief and satisfaction. Papa went on to describe how he and his brothers chopped firewood and all kept warm under layers of heavy wool quilts at night. They didn’t dare get out of bed till morning for risk of losing the heat trapped under the covers. He remembered how, as they went to sleep, they could see their breath in the moonlight through their bedroom window. On sweltery summer nights, the family migrated onto the front porch, sleeping in the open air in hopes of a breeze.

What a concept to be so hot that you sleep on the porch or so cold you can see your breath in your own bedroom! And yet, that was now only 100 years ago! Without history and reflection, we can quickly lose touch with all the simple things we have to be grateful for. There are just so many conveniences we have in our lives today that we don’t have the lived experience to fully appreciate.

I think about what simple gifts I want to be aware of. At the end of a long day, I get to melt into a warm, steamy shower. When I make dinner for my fiancé, I have a full-sized oven and open counter space to work with. My pickup truck has heat on chilly drives. I never want to lose touch with the countless comforts I have to be grateful for. In that lies a constant sense of abundance.

P.S. Yes, my grandfather is my namesake!

-Shelby Kottemann is an author and started Loves Nature LLC with a mission to help others connect their lives with their hearts. Her email is contact@inlovesnature.com. To learn more, visit her website www.inlovesnature.com

Over 10000 sq Feet + Thousands of Bolts in Stock

CELEBRATING 75+ YEARS LOWERY SEWING & VACUUM
since 1948

Amish Made Cabinets & Tables

DMC Floss Easy to get to from US30 or IN 15

Janome & Elna Sewing Machines

ALL INDIANA SHOP HOP

707 E WINONA AVE. WARSAW, IN 46580 574-267-8631

LOWERYSEWING.COM

Visit Pierceton Indiana in 2026

EVENT SCHEDULE:

TOWNWIDE GARAGE SALES
June 12-13th

HEIRLOOM TOMATO FESTIVAL
August 22nd
5K • Art Show • Heirloom Display
Artisan and Market Vendors • Speakers

SHOP SMALL SATURDAY
November 28th
support local businesses by shopping small

CHRISTMAS IN PIERCETON
December 5th
Primitive Show • Shop Hop • Christmas Parade
Town Lighting • Santa Comes to Town

DOWNTOWN SHOPS:

Lee & Company
Barefoot Cottage
Kelsea Designs
Taproot Brewhouse & Co.
Puck's Vintage Interiors
Purr-fectly Unique Boutique
Bluebird & Co.
Second Fiddle
Antiques on First
Kelly Jo's
Sydow's Antiques
Homespun House

PIERCETON CHAMBER OF COMMERCE

more information: piercetonchamber.com
or on Facebook at Pierceton Chamber of Commerce

ANTIQUe SHOPPING AND MORE! GREAT FOR A SATURDAY ROAD TRIP!

ODON - WASHINGTON

Thyme to Sew

301 W Main St.
Odon, IN 47562

Like and Follow us on FB at Thyme to Sew

Offering:

- Sewing and Embroidery Machine Education
- Sewing and Embroidery Machine Repair
- Quilting Classes and Retreats
- Kimberbell Workshops • Embroidery Classes
- Serger Education and Repair
- Quilt Designing • Free Open-Sews
- Private Classes • Scissor Sharpening

Hours: Tues - Fri 9:30 - 5:00 & Sat 9:30 - 2:00







**The "Your Country Quilt Store"
Stitching Post**

A friendly country store with lots of MODA, Riley Blake, Andover and Quilting Treasures. Also 1930's and Civil War reproduction fabrics, flannels, batiks and solids. Southwestern Indiana's LARGEST full service quilt store with over 10,000 bolts. Come see for yourself!

Online Catalog
stitchingpostquilts.com

Like us on Facebook

401 E Main St,
Washington, IN 47501
812-254-6063
Hrs: Mon - Sat 10 - 5




Pork Chop 'n' Rice Casserole

You can also use boneless skinless chicken thighs for this recipe. I use whatever is on sale at the store that week

Ingredients:

2 cups white rice	2 pounds pork chops
8 oz button mushrooms chopped	1-1/4 teaspoons kosher salt
2 cans condensed beef consomme	3/4 tsp freshly ground black pepper
1 can condensed onion soup	1 tsp garlic powder
1/2 cup butter, cut into 8 pieces	1 tsp onion powder
1 cup grated Parmesan cheese, divided	1 tsp paprika

Preheat the oven to 350 degrees. Stir rice, mushrooms, beef consomme, and onion soup together in a 9 x 13-inch baking dish. Top with butter pieces and 3/4 cup of the cheese. Season the pork chops evenly with salt, pepper, garlic powder, onion powder, and paprika and place on top of cheese and butter. Top with remaining cheese and cover dish with foil. Bake in the preheated oven for 55 minutes. Uncover and bake until top is golden brown, liquid has been absorbed into the rice, and the pork is cooked through, about 20 to 30 more minutes.

Submitted by Colleen Gust, The Country Register - SK & MB

KISSed Quilts

A Larger Space and New Designs for All Shop Hops

by Marlene Oddie

It is amazing to look back and realize I've been writing for the Country Register for 15 years. I was living in the Walla Walla, WA area when I met a quilt shop owner in Athena, Oregon – Elaine Shaw of Highland Quilts and realized I knew her when she was in high school in California.

Elaine introduced me to Barbara Floyd, then owner of the local regional Country Register, and I was encouraged to write articles for our region and they would be shared with other regions as well. It was a way for me to get my name (a home based long-arm machine quilting service at the time) and quilt pattern designs out there and write about whatever was on my mind. Several years into writing, I moved to Grand Coulee, WA and opened a commercial space to do my long-arm machine quilting and have a small studio space to design and create.

As the years went by, due to local requests, I added fabric and a few notions. I hosted classes in a local art room and later in an unused classroom. This always meant hauling product relevant to the class. By 2018 I put my fabric online and when C* hit I already had an online presence that really helped my business. In 2021 I wondered if I should look for larger space where everything could be together or wind down the business. Although discouraged about available spaces in our community, I happened across a small written sign in a window – Serious Inquiries Only – Available for Sale by Owner. I couldn't believe it! I talked it over with my husband and gave the owner a call. She didn't live in the area so we wouldn't be able to see inside until she came into town. Fortunately, we didn't have to wait too long and we were able to review the space and come to an agreement to purchase it.

My husband took a month off from his regular work and in my mind that meant we would be moved into the space probably by mid-summer. This vintage 1930s building, had been modified many times and had things that needed to be removed. The longer it took, the more we found. Ultimately it needed a new roof (not expected) and that delayed things for quite a while. In 2025 – the All Pacific NW Shop Hop happened and I joined in, expecting I'd be in the new space by the event. If you came by, you realize I only got in there by Shop Hop Sunday in April and then, I was only partially in there with a bit of sheet rock up and plenty of work still to be done—but at least there was more space for all of you to shop! We loved having you all come by!

We've continued to work on it this past year and as I write this the spray painting is done, just a few touch ups left and the lights have been installed today. This year's All Pacific NW Shop Hop experience will be even better if you come to Grand Coulee, WA and visit us in our new location: 219 Main Street – a 2000 square foot building. So much bigger than where we were at on the corner.

Speaking of APNW – one of my designs, Pacific NW Nights, will be available as part of the shop hop. You can find kits for it while supplies last at both Highland Quilts in Athena, OR and in my shop, KISSed Quilts or on our website.

I've also got similar design concepts in a variety of other All Shop Hops this year, so be on the lookout for those. Watch my social media for posts about the reveals of those designs.



© Marlene Oddie (marlene@kissedquilts.com) is an engineer by education, project manager by profession and now a quilter by passion in Grand Coulee, WA at her quilt shop, KISSed Quilts. She quilts for hire on a Gammill Optimum Plus, but especially enjoys designing quilts and assisting in the creation of a meaningful treasure for the recipient. Fabric, patterns, kits and templates are available at <http://www.kissedquilts.com>. Follow Marlene's adventures via <http://www.facebook.com/kissedquilts> and <https://www.instagram.com/marlene.kissedquilts>

BROWNSTOWN - SALEM - SEYMOUR



 **Piecemakers Quilt Guild**
43rd Annual Quilt Show
 Friday, June 12th - 10 to 4 & Saturday, June 13th - 10 to 3
 Judged Entries Accepted: June 9th - 10 to 5 EST.
 Location: Southern Hills Church, 1645 S State Rd 135, Salem, IN 47167
 Local Shop Vending & Demos: Quilters Corner Cottage, Charlestown, Eric Martin Woodworking and Sewing & Vacuum Authority, Clarksville
 Donation Quilt • Guild Challenge • Vendors • Demonstrations & Much More!
 Featured Quilter - Carmela Broadus • Special Quilt Display - Star Quilts
 Admission \$5.00 • More Info: (812) 620-5016 or (812) 364-6492
 FaceBook Page: Washington County Piecemakers Quilt Guild

SCRAPPY PATCHES QUILT SHOP
 Fabrics • Notions • Classes
March: 25% OFF FABRIC with **YELLOW** in it.
April: 25% OFF FABRIC with **PINK** in it.
PreCuts: Are an Extra 5% OFF!
 Patchwork Club meets every 4th Sat. (*some exceptions)
 408 W. Spring St., Brownstown, IN 47220.
 812-358-1734 • Mon-Fri 9-5
 Like us on Facebook @scrappypatches
 Online store is up and running. Place your Orders Now!
www.ScrappyPatchesQuiltShop.com
 Participating in:
All Indiana Shop Hop
 May 1st and runs until June 30th

PRIMITIVE CROW
 1515 West Dalton Ct/Persimmon Lake, Seymour, IN 47274
 812-528-2470 Hours will be posted on FB, Call for Appointment or by chance

- ★ Early Wares
- ★ Antiques
- ★ Primitive Goods
- ★ Seasonal Items

Like us on FACEBOOK

COUNTRY NEIGHBORS 25TH ANNIVERSARY TOUR DATES - 2026

- Spring Into Summer Tour - June 12 & 13
- Reap the Harvest Tour - Sept 11 & 12
- Home for the Holidays Tour - Nov 12 - 14

for details see FACEBOOK page and Primitive Crow Seymour on FACEBOOK



IT'S A GIVING THING

Tea + wine = **TWINE**

I invite my girlfriends for "Twine" at 4pm ~ tea & cake & cucumber sandwiches & then, when we are fat & happy, out come the glasses & a bottle of wine. ♥ Twine!

In the sweetness of friendship let there be laughter, and sharing pleasures. For in the dew of little things the heart finds its morning and is refreshed. ♥ Khalil Gibran

Elevenes
 "Elevenes" is the same as Afternoon Tea only you have it around 11 am ~ it's shorter, smaller, less guests, more intimate, & no twine. ♥

With Love from Susan Branch ("Twine," from my new Summer Book, available at www.susanbranch.com)




TEA?

Come. Sit. Stay.

VARIOUS SHOP HOP TOWNS

All Indiana Shop Hop - May 1-June 30

Shop Hops Offer Quilting Enthusiasts Fun, Inspiration, and Special Memories.

Shop Hop is a familiar term to many quilters. These unique events benefit quilting and sewing businesses, shoppers, and local communities.

Shop Hops can vary in size from just a few stores to statewide or regional events. They expose customers to new stores and experiences.

Many of us have a "favorite" store. A place that's convenient, familiar, and that carries the stuff we like. But there is a whole world of new and different fabrics, notions, equipment, and personalities you're missing out on if you don't occasionally branch out. A Shop Hop provides quilters with a specific plan to do just that.

Hop works to promote and support quilting and sewing stores, so we can touch and feel the fabric in person. Most quilters "get this" and understand how important it is to support these places if we want them available in our communities.

Many quilters hop with friends, family, or their favorite "quilties." They're not just shopping – they're making memories as they travel around an area together. Shop Hoppers not only get to visit sewing stores, they also enjoy traveling through large and small towns, discovering places they may have never visited before.

The towns and cities that hoppers travel through also offer many treasures. Small town main streets still exist and evoke many fond memories. Shop Hoppers also support these towns as they take a break to enjoy lunch or dinner at a quaint restaurant. Someone along for the ride may visit a local antique store or boutique while hoppers are visiting a sewing store.

Hops are also about other kinds of fun. Most offer a reward, like prizes or discounts, for visiting participating shops. And of course, you get to express your creative side when you return home by making something beautiful with the items you picked up along the route.

The All Indiana Shop Hop is coming to Indiana for their second annual event during the months of May and June 2026. It offers the opportunity to explore 60+ stores across the state. Start your adventure by picking up the All Indiana Shop Hop Magazine in mid-March at participating stores. This is a great resource to help you navigate the Shop Hop and something you can use all year long as you travel throughout the state.

Whether you hop to enjoy or support your community, we hope that you'll mark a few days on your calendar to explore the great state of Indiana and all that its sewing industry has to offer. To learn more, visit AllIndianaShopHop.com and join the Facebook Group [AllIndianaShopHop](https://www.facebook.com/groups/allindianashophop).



Try a Round Robin Quilt!

by Judy Sharer

The excitement of making a round robin quilt is creating it with friends and not knowing exactly how it will look once completed. If you are in a quilters guild or have a social group of friends who sew this could be a great project.

There are two ways to create a round robin. First is as a single quilt that begins with a themed center, which is usually made by the owner. The center is passed from person to person each adding another border to the quilt contributing to the theme the original person chose. To complete it, add a border quilt whenever the quilt top is in your possession. You choose what to add to all four sides of the piece. It can be appliqued or pieced. Each quilt is usually passed within the group one time around the circle of members as the masterpiece grows. A certain time frame for the piece to be passed to the next person is set by the group. As you exchange the quilt top the group decides whether to show the progress that's been made or keep it a secret until the end to show the owner of the original block.


The second way a round robin can work is each member in the group makes an individual block for the original person to assemble into a quilt top. Smaller groups may choose to make more than one block per person, but each person makes a block for the other people in the group. The original person chooses the block size and a pattern for the block or they leave the pattern up to the people making the block for a scrappy quilt look.

Often in both cases the original person chooses the colors, and can even give each member a cut of fabric to use in the border or block they make. The colors and fabric help tie the quilt together as they add to the border or make the block to grow the quilt into a piece of art.

Over the years I've been involved in making several round robin quilts and it's always fun. It can also be a little nerve-wracking at times as you worry whether or not the final owner of the quilt will like what you've made. Then on reveal day you wait on pins and needles to see what your finished piece or quilt blocks will look like.

One of the members in our small group was pregnant and we decided to make a round robin baby quilt to surprise her. You could also do a round robin quilt with family members as a birthday present, or make one for a family reunion. Clubs can also use this method to make a raffle quilt. Regardless if it's for yourself or to give away, give it a try! This technique is a fun and exciting project to make with friends.

- © Judy Sharer is the author of a historical Civil War era romance series titled *A Plains Life*, published by The Wild Rose Press. Book One, *Settler's Life*, Book Two, *Second Chance Life*, Book Three, *Civil War Life* and Book Four, *Love Challenged Life* are available wherever on-line books and eBooks are sold. Look for her newest title *Secrets in Room Four* coming this winter. Visit Judy's website for more details. judysharer.com



Join Us on the annual All Indiana Shop Hop!

MAY AND JUNE 2026

Over **70** Stores, **100s** of Prizes, **Free** Gift at Every Store

Visit www.AllIndianaShopHop.com and join our Facebook Group: www.facebook.com/groups/allindianashophop to learn all about it.

The All Indiana Shop Hop Magazine will go on sale Mid-March at all participating stores.

It's your passport to embark on the Great Sewing Adventure™ across Indiana!



NEIGHBORING STATE ADVERTISERS

Building Harmony

by Jeff Capps

Spring Thaw

Through the winter months, we tend to forget the sensations of the other seasons. Can you truly recall the sensations of soft, warm air, or the fragrance of a freshly mowed lawn if you aren't there? Bits and pieces maybe, but we really need to be there to experience the whole thing at once. Some cultures refer to this as 'Silent Witnessing'.

Well, out here on Harmony Acres, after 'Silent Witnessing' 5 months of cold snow and winter, we were ready for a change alright. When winter came at first, it was beautiful.

We'd gotten used to the usual summer sensations that let into a warm fall. So, when the first snow came, it was faintly familiar. The trees, the yard and the forest were all covered in a virgin blanket of white. Even the freshly plowed driveway added charm to the place. Every year Cathy exclaims, "We live in a postcard," and vows to take lots of pictures. Of course, this is just Winter's first shot and we all know it.

What followed next in this winter wonderland is a long series of routines that lead to cabin fever. We didn't go out much because it was too cold. Winter had made our property a forbidden territory somewhere outside our window. I spent a lot of time moving firewood and building fires. It is amazing how much time we spend outside in the cold, so we can be warm inside. We watched almost all of the 800 movies in our collection and after a while, even snuggling by the fireplace got to be cliché. At this point, we keep our hopes up by making plans for next summer.

The hot tub is more enjoyable in the winter months, but it's a cold effort getting in and out. Once my hand froze to the doorknob going back in. It was minus a billion degrees outside and I stood there steaming, then, turning to ice. I blew on that @\$#%&! metal doorknob for 10 minutes until I got free! By then, my feet were frozen to the deck.

O.K., so much for the charm. Winter blows. By February, we just wanted it to be over.

Seasons being what they are, Spring did begin showing its face in March. At first the temperature started to rise. My hands quit freezing to the doorknob. The dog tended to stay out longer on his bathroom breaks and went further from the house. Then the air lost its bite and became somehow softer. So did the snow. We can always smell it in the air. The humidity rises, the trees breath out as they awake, and the frozen wild animal poop all over the property starts to thaw. Put this together with the sound of birds singing and the occasional cattle drive down our road, and you have the perfect cocktail for that time between winter and summer.

In the spring, a young person's fancy turns to romance. Now, I'm not saying we're old, but our fancies turn to landscaping and gardening. (Besides, that romance thing was getting old by the end of last December). The plans we made to keep our hopes up,



would now become a reality. We brought out the lawn furniture. Cathy started planting her flowers for the deer's summer long salad bar. This also meant moving lots of rocks and digging lots of dirt. As spring lets into full bloom, this means working under a hot sun. I find myself wishing for a little snow and cooler temperatures.

I suppose somewhere around June we'll begin collecting firewood for next winter, but what's the rush? Everything is green, and how bad can winter be?

© Jeff Capps 2024 jcapps@telus.net

TIFFIN

flea market

"The Largest Flea Market in Northwestern Ohio"
SENECA COUNTY FAIRGROUNDS
 100 Hopewell Avenue, Tiffin, Ohio

Sponsor: Jr. Fair Foundation

2026 Schedule
 April 25-26, May 16-17, June 6-7
 Aug 15-16, Sept 12-13, Oct 3-4

Hours: Sat 9-4 & Sun 9-3
No Pets Allowed in Show Area

Flea Market Manager
 P.O. Box 297, Tiffin, OH 44883
 Phone 419-618-4979 or 419-447-9613
 Email: tiffinfleamarket@gmail.com
 Website: www.tiffinfleamarket.com

The North East Ohio Quilt Show
Ashland, OH

NEW DATES!
July 23-25
2026

THU 9am-4pm
 FRI 9am-4pm
 SAT 9am-4pm

FREE ADMISSION
FREE PARKING

Visit our website for updated info about the vendors, classes, lectures, quilt exhibits, and all the things to do around NE Ohio that week

WE'RE MOVING!
New Location for 2026!
45+ Vendors
Classes & Lectures
Quilt Exhibits

Featuring Quilts from
The Tree City Quilters' Guild

FREE Gift Basket
Raffle Worth \$1200

JOHN C. MYERS CONVOCATION CENTER
ASHLAND UNIVERSITY
401 COLLEGE AVE. ASHLAND, OH 44805

www.theNEohioquiltshow.com

RICHMOND

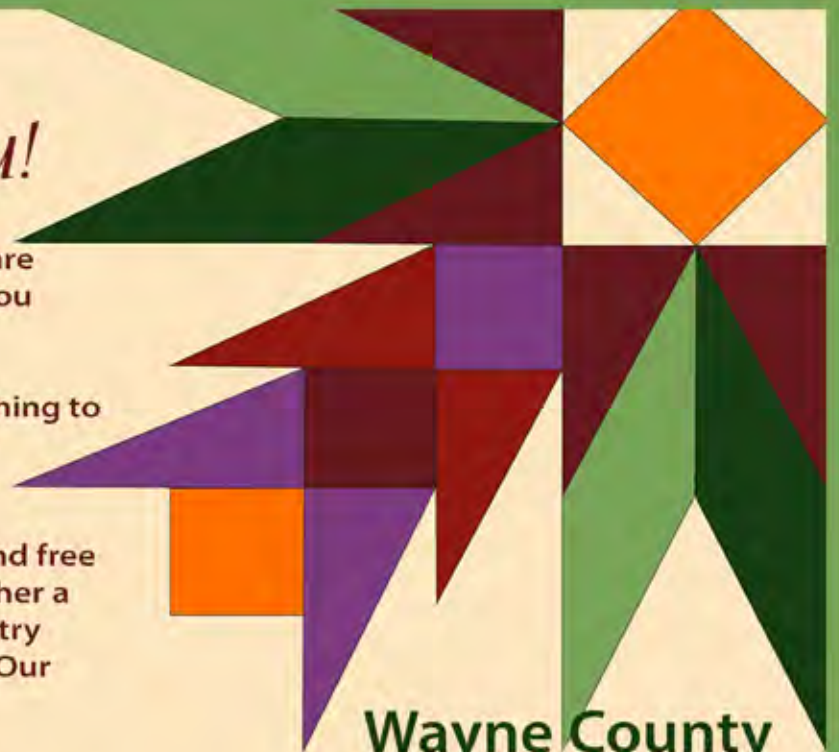
Coming to a town near you!

We love the art of quilting and we strive to put on shows that are affordable and convenient for our shoppers. We believe that you shouldn't have to spend a lot to enjoy them.

Our shows all start with one principal- it shouldn't cost you a thing to get in the door! All our shows feature free admission and free parking!

Once you're inside, the free events continue with free raffles and free lectures. Our vendor malls are carefully curated to bring together a wide variety of items from national vendors. We bring in industry renowned teachers and offer affordable and fun classes daily. Our quilt exhibits showcase everything from antique to modern.

From beginners to experienced quilters, there's something for everyone! Our locations are picked with travel in mind- come for the quilt show and make it a fun trip along the way



**Wayne County
Fairgrounds**
861 Salisbury Rd.
Richmond, IN 47374

September 24-26

Free Admission 2026

Free Parking

Free \$1200 Gift Basket Raffle

Free Lectures

NEXT YEAR!

Thurs-Sat
9am-4pm

www.theindianaquiltshow.com

The Indiana



Quilt Show

50+ Vendors
200+ Quilts
30+ Classes
14+ Lectures

Presented By:

