

The Florida Register

Your Statewide Guide to Premier Shopping and Events

www.TheRegisterWeb.com **FREE - TAKE ONE**

Sept. & Oct. 2025



The Florida Register

Amy & Dave Carter, Publishers
Toll Free Phone: 866-825-9217
E-mail: ads@TheRegisterWeb.com
Web Site: www.TheRegisterWeb.com
P.O. Box 2419 • Cumming, GA 30028

Publisher Contact Numbers Across the USA & Canada

The Country Register is a network of independently owned and published specialty newspapers for the consumer who enjoys outstanding shopping, events, excursions and specialty classes.

Look for the paper in your travels or for the current issue online.

For additional information, visit www.countryregister.com
USA

Arizona: Barb Stillman & Lolly Konecky, PO Box 74035, Phoenix, AZ 85087, 602-942-8950
California: Barb Stillman & Lolly Konecky, PO Box 74035, Phoenix, AZ 85087, 602-942-8950
Colorado: Jan & John Keller, 11250 Glen Canyon Drive, Falcon, CO 80831-8458, 719-866-8570
Connecticut: Dave & Amy Carter, PO Box 2419, Cumming, GA 30028, 866-825-9217
Delaware: Merle and Gail Taylor, PO Box 320, Meridianville, AL 35759, 888-616-8319
Florida: Dave & Amy Carter, PO Box 2419, Cumming, GA 30028, 866-825-9217
Idaho (N): Kelsey Ruzicka, P.O. Box 2015, Belle Fourche, SD 57717, 605-568-0181
Idaho (S) WA & E. OR: Barb Stillman & Lolly Konecky, PO Box 74035, Phoenix, AZ 85087, 602-942-8950
Indiana: Merle and Gail Taylor, PO Box 320, Meridianville, AL 35759, 888-616-8319
Iowa: Linda Glendy, P.O. Box 6, Tama, IA, 52333, 641-751-2619
Kansas: Kelsey Ruzicka, P.O. Box 2015, Belle Fourche, SD 57717, 605-568-0181
Maine: Robin Levison, 24 Bluebird Lane, Gloversville, NY 12078, 518-752-6399
Maryland: Kim Keller, 2920 144th Ave. NE, Ham Lake, MN 55304, 763-754-1661
Massachusetts: Dave & Amy Carter, PO Box 2419, Cumming, GA 30028, 866-825-9217
Michigan: Leslie Howell, 2875 Dunkirk Dr., Saginaw, MI, 48603, 989-751-8960
Minnesota: Kim Keller, 2920 144th Ave. NE, Ham Lake, MN 55304, 763-754-1661
Montana: Kelsey Ruzicka, P.O. Box 2015, Belle Fourche, SD 57717, 605-568-0181
Nebraska: Kelsey Ruzicka, P.O. Box 2015, Belle Fourche, SD 57717, 605-568-0181
Nevada (N): Barb Stillman & Lolly Konecky, PO Box 74035, Phoenix, AZ 85087, 602-942-8950
Nevada (S): Glenna Dunn, 4568 Carol Circle, Las Vegas, NV, 89120, 702-523-1803
New Hampshire: Robin Levison, 24 Bluebird Lane, Gloversville, NY 12078, 518-752-6399
New Jersey: Merle and Gail Taylor, PO Box 320, Meridianville, AL 35759, 888-616-8319
New Mexico: Jan & John Keller, 11250 Glen Canyon Drive, Falcon, CO 80831-8458, 719-866-8570
N. Carolina: Barb Stillman & Lolly Konecky, PO Box 74035, Phoenix, AZ 85087, 602-942-8950
North Dakota: Kelsey Ruzicka, P.O. Box 2015, Belle Fourche, SD 57717, 605-568-0181
Ohio: Barb Moore, P. O. Box 37, Cable, OH, 43009, 937-652-1157
Oregon: Kelsey Ruzicka, P.O. Box 2015, Belle Fourche, SD 57717, 605-568-0181
Pennsylvania: Merle and Gail Taylor, PO Box 320, Meridianville, AL 35759, 888-616-8319
Rhode Island: Dave & Amy Carter, PO Box 2419, Cumming, GA 30028, 866-825-9217
S. Carolina: Barb Stillman & Lolly Konecky, PO Box 74035, Phoenix, AZ 85087, 602-942-8950
South Dakota: Kelsey Ruzicka, P.O. Box 2015, Belle Fourche, SD 57717, 605-568-0181
Vermont: Robin Levison, 24 Bluebird Lane, Gloversville, NY 12078, 518-752-6399
Virginia: Dave & Amy Carter, PO Box 2419, Cumming, GA 30028, 866-825-9217
Washington: Kelsey Ruzicka, P.O. Box 2015, Belle Fourche, SD 57717, 605-568-0181
West Virginia: Merle and Gail Taylor, PO Box 320, Meridianville, AL 35759, 888-616-8319
Wisconsin: Scott & Jennifer Hughes, P. O. Box 276, Altoona, WI, 54720, 715-838-9426
Wyoming: Kelsey Ruzicka, P.O. Box 2015, Belle Fourche, SD 57717, 605-568-0181

CANADA

Alberta: Marcy Horswill, Suite 114, 919 Centre St. NW, Calgary, AB T2E 2P6, 587-585-3545
British Columbia: Marcy Horswill, Suite 114, 919 Centre St. NW, Calgary, AB T2E 2P6, 587-585-3545
Manitoba & Saskatchewan: Kirby & Colleen Gust, Box 801, White City, SK, S4L 5B1, 306-585-0274
Ontario: Harriet Ramos, 103-575 Lacombe Way, Orleans, ON K2A 5B6, 613-612-8465

The Florida Register, September-October, 2025 Vol. 32 – No. 5

The Florida Register is published every other month. Copyright 2025. Reproduction or use, without written permission, of editorial or graphic content in any manner is prohibited. Subscription price: 1 year (6 issues) \$18. Single copies \$3. (\$24/\$4 in Canada) for postage and handling. The Florida Register is a registered corporation in the State of Florida.

The Florida Register



Visit www.facebook.com/TheFloridaRegister

Would your group or guild like to receive FREE COPIES of each issue of The Florida Register?

Just send an email to ads@TheRegisterWeb.com or call 1-866-825-9217

Let us know how many copies (25 minimum) and a street shipping address.

Just A Note...

Don't you just love Fall! Our advertisers are ready to help you bring in the new season! If you are looking for a fall/holiday project to work on, need seasonal décor for your home, gifts, or a little something for yourself — you'll find it within these pages.

Have fun exploring the shows and shops holding special events that are summarized in our Shows & Events Listing - mark your calendar now for all these great Fall happenings!

Please be sure to visit our Facebook page and like us. We post lots of updates about shops and events, plus we welcome reader comments and interaction. When you visit our website, you can find links to our advertisers' web sites, view the current shows and events listing, register to win a \$25 gift certificate to your favorite advertiser's shop and subscribe to the paper.



Amy, Grace, Rachel and David

We do ask that you please let the shop owners know that you saw their ad in our publication - it is extremely important! Advertisers want to know that their ad in our paper is effective, and they like it when you mention you saw their ad. Without the advertisers, our publication wouldn't be possible, so they need to know the paper is working for them. Also, feel free to pick up extra copies of the paper for your friends ... we would love for you to share it with them.

If you know a shop that should be advertising in the paper, please let us know (via email, phone, or mail). We are always looking for new shops to add to our list of great advertisers.

Summer flew by for our family! Rachel is enjoying exploring more of Raleigh and hosting lots of friends and family who are visiting them. Rachel came home for a long weekend in July so we stayed busy visiting her favorite restaurants and relaxing outside. Grace had an absolutely amazing time studying abroad in Barcelona in July. Then the day after she came home, she left for UGA to start on her commitments there for the Fall and get moved into the house she is renting with 2 friends for her last 2 years in Athens.

We wish you wonderful SHOPPING as Fall begins. Don't forget to use our publication as your road map.

Amy & David

Shows & Events



November/December events due by October 1

Mail a check for \$25 with your -event info to the address at the top of page 2.

Facebook Live or App Events

Mondays 3:30 pm Quilted Twins (pg. 11)
Mon-Sat 5:30 pm Quilts and Lace (pg. 23)
Tuesdays 6 pm Inspire Quilting & Sewing (pg. 16)
Wednesdays 7 pm Crafty Quilters (pg. 15)
Fridays 3:30 pm Quilted Twins (pg. 11)

September

Aug 28-Sept 2 Scorching End of Summer Sale at Margie's Sew Much Fun in Crestview (pg. 4)
5-23 Premium T-Shirt Sale for K-9 Quilts of Honor (pg. 3)
18-20 38th Annual Quiltfest at Prime Osborn Center in Jacksonville (pg. 20)
18-20 3-Day Handi Quilter Event at Jax Quilt Show with Miss D's Quilts in Jacksonville (pg. 21)
27-28 Beth's Sweet Retreat at Quilts and Lace in Melbourne (pg. 23)

October

6-9 Florida Sewing Sew-Ciety Conference at Lake Yale Baptist Conf Cntr in Leesburg (pg. 7)
10-11 Treasure Trove of Quilts Quilt Show at The Regent in Riverview (pg. 18)
15-16 Cuddle Up with Bernina Event at Margie's Sew Much Fun in Crestview (pg. 4)
24-25 Quilter's Crossing Quilt Guild Quilt Show at Countryside Rec Center in Clearwater (pg. 18)
24-25 Kimberbell Comfort & Joy Event at Quilts and Lace in Melbourne (pg. 23)
27-29 Sew Creative Expo 25 with Flash Sew & Quilt at the Hyatt Regency in Estero (pg. 25)

November

14-15 42nd Annual Fantastic Quilt Show at Venetian Center in Leesburg (pg. 7)
21-22 Arts & Crafts Holiday Show at Lutheran Church of the Resurrection in Palm Harbor (pg. 18)
21-Dec 6 Save the Date to visit the participating shops in the Central Florida Shop Hop (pg. 8)

January 2026

23-24 Quilts by the Lake Quilt Show at First Presbyterian Church in Lakeland (pg. 13)

February 2026

13-14 St Andrew Bay Quilter's Guild Show at Central Panhandle Fairg. in Panama City (pg. 5)
13-14 A Gathering of Quilts Show at Charlotte Harbor Center in Punta Gorda (pg. 19)
27-28 Seaside Piecemakers Quilt Show at Melbourne Auditorium in Melbourne (pg. 23)

May 2026

11-15 Quilting & Sewing Camp at Blue Lake (AL) with Stitcher's Quest in Mary Esther (pg. 4)

Milton, Pensacola and Online

MY SEWING BARN QUILT SHOP

The Only Fabric Shop in Santa Rosa County!

Great Selection of Fabric - including full lines, Batting, Notions, Pre-Cuts, Panels & More!

Classes for ALL Levels

Private Sewing Lessons Available

\$5 OFF ANY CLASS!

5201-B Dogwood Drive, Milton, FL 32570
850-665-4599 • www.mysewingbarn.com

K9 Quilt of Honor® recognizes Law Enforcement, Military, and Fire working K9s and their handlers.

Order your K9 Quilt Kit or K9 Panel today and honor your local K9s. 863.999.5648

www.etsy.com/shop/K9QuiltOfHonor

A service provided by CERT Ministry a 501(c)(3) nonprofit organization registered in the State of Florida.

K-9 QUILTS OF HONOR

PREMIUM T-SHIRTS

AVAILABLE FOR A LIMITED TIME 9/5-9/23

SCAN ME!

Free Pattern

For more fun and creative inspiration visit:

www.JacquelynnSteves.com



Free Embroidery Pattern – May not be sold or used for commercial purposes. Use this pattern for embroidery, wool applique, punch needle or rug hooking, painted projects or whatever your imagination can dream up! Reduce or enlarge pattern as desired.

Challenge Yourself

By Diane L. Murtha

How do you get to Carnegie Hall? Practice, practice, practice. Practice will improve your quilting too, but I'd like to suggest another way. Challenges!

Like many of you, I started with traditional quilts. I always admired the beautiful quilts my grandmother made with few tools and fabric choices. So, challenging myself to use primarily what I had and to always quilt it myself, has been my basic philosophy. Then I got hooked on challenge projects.

I have participated in over 50 challenges. I don't have an art or design degree, so I rarely know what I am doing, but I always have a lot of fun, and I usually learn something. Challenges have completely reinvigorated my love of quilting, and they can inspire your designs and quilting too.

The reasons I love challenge projects may also appeal to you. They *continued on page 8*

Huge Selection of Markdowns

Monthly Sales

Classes for all skill levels

See our website for more details

CUSTOMER APPRECIATION COUPON

Up to 25% off Fabric Purchase
Code: 2025FLRegSeptOct
\$25 max value. One time use per customer. Use in store or online. Normal exclusions apply. One discount per purchase.
Valid: 9/1-10/31/25

A & E Fabrics and Crafts

2024 #1 Local Quilt Shop in Florida

923 N. New Warrington Rd
Pensacola, FL 32506-4250
850-455-0112
www.aandefabrics.com
Mon-Sat 10am-5pm

Creative Stitchery of Pensacola

We're your Cross Stitch Store!

Wide Assortment of Patterns, Charts, DMC Floss, Overdyes and Silk.

Fabrics by: PTP, Zweigart, Fiber on a Whim

www.creativestitcheryofpensacola.com

It's Not Just a Craft, It's Therapy

481 E Ten Mile Rd.
Pensacola, FL

Wed-Fri 10-4 Sat 10-3
281-202-7162

Life In Skunk Hollow

A Year With Jane Austen

by Julie A. Druck

This year being the 250th anniversary of Jane Austen's birthday, I was inspired to celebrate this lady and her outstanding works of literature. Over the last few months, I've taken to reading some of her novels that I hadn't read before, attending special Jane Austen events at libraries in our area, watching some of the films and British television productions of her works, and listening to historical fiction based on her life. I've taken a virtual tour of Austen's home in Chawton where she crafted the majority of her books and have been reading biographies of her, as well as a compilation of some of the letters that she wrote to others. And last but not least, culminating with her December 16 birthday, I hope to have a special tea party commemorating the event – I'm sure my granddaughters would be happy to attend.

Not only do I love the language and themes of Austen's writings, but I'm fascinated with the time period in which her works were set – that of the Regency Period from 1811 to 1820. Through her books and the period movies I've watched, I am utterly fascinated by a radically different lifestyle than our own very casual culture. I don't wish to discount the difficulties of the period relating to the many issues surrounding class distinction, the plight of the poor, and the legal limitations that greatly affected women. But I can't help admiring the beautiful empire waist dresses, graceful dance steps, gorgeous country estates, and the genteel manners of the period.

As I've immersed myself in the world and works of Jane Austen, I've been pondering some of the themes and patterns that have shown themselves to be noticeably prevalent in her stories:

* Manners matter. The beauty of the bows and curtsies in greetings, the discretion in conversation and respectful demeanor, and the chivalrous behavior of gentlemen make me wish those things were more prevalent today. Oh, of course, there were (and are) the manipulative George Wickhams and unprincipled John Willoughbys, but their contrasting presence clearly highlights the beauty that's found in the thoughtfulness and kindness of the words and manners of most of her characters.

* Beauty is more than skin deep. Though I love the light and flowing dresses of the period, as well as the curling hairstyles, what makes my favorite Austen heroines most beautiful in my eyes are their characters. Elinor Dashwood is my favorite – her simple physical beauty is greatly enhanced by a gentle spirit and selfless devotion towards her loved ones. Jane Bennet has beauty of face but her kind heart that is always looking at the best in others is what draws me to her. Contrast those characters with the arrogant Mrs. Elton and the spoiled Emma Woodhouse (before her humbling reality check in self-awareness), and it's clear that the best kind of beauty is found deeper than on the surface.

* Simple pleasures provide joy and contentment. I never tire of reading of the pastimes of Austen characters. From strawberry picking parties to needlework by the fire, from long walks along country lanes to holidays by the seaside, the pastimes of her characters remind me that one doesn't need to attend a fancy ball (though they had those, too!) in order to find pleasure.

So, I will continue my celebration of all things Austen. More importantly, I hope that some of what's best about her characters will rub off on me. For who doesn't want to be more courteous, more beautiful, and more content? Thanks, Jane – and Happy Birthday.

— © 2025 - Julie Druck is from York, Pennsylvania, and writes from her farm in Skunk Hollow. She'd welcome your comments at thedrucks@netzger.com.

Crestview, Mary Esther

Quilting and Sewing Supply Store!

Stitch by Stitch Fabric Boutique

Fabric • Notions • Classes
Memory & Commission
Quilts And Much More!

Offering Longarm Rental!

Long Arm Services with under 3 week turnaround time!

New address:
798A S Main St
Crestview, FL 32536

Shop Anytime at
www.stitchbystitchfb.com

850-331-2206
M-F 9-6 Sat 9-5
Sun Closed

Facebook icon: Fine us on Facebook

Autumn: My Favorite Season

by Tammy Page

Do you remember when we layed at the end of our twin beds, on top of the covers with a fan blowing in our faces? I was 6 in 1966 and I remember the August and September temps of the day still reached well over 90 and did not cool down by bedtime. My sister and I would put our baby doll pj's on and lay side by side in our twin beds. We would put our pillows at the end of the beds in hopes the air coming in through the screens would be cooler than the air in our room. We started out talking into the fan making the rumbling sound it makes when you talk near the blades. Our fan had a protective front and back and was made of metal back then. No doubt it also had a wobble and it made a gosh awful rattling noise. The noise would lull us to sleep. But, of course, we had to sing some songs and giggle for a while before mom would come to the door for the umpteenth time to remind us it was time to go to sleep. We would toss and turn and get up a hundred times to re-arrange our pillows just right so that our faces could lay on them at the right height and still it was way too hot and muggy to go right to sleep. By this time, mom would come back into our room and threaten to make us go back to the head of our beds if we didn't quiet down and go to sleep.

cont. on page 20

BERNINA Authorized Dealer
with Certified **BERNINA** Technician

Stitcher's Quest
Creative Sewing Center

Fabric • Classes • Shop in-store or online
Bernina Sewing Machines, Service & Repair
Large selection of Coastal Prints & Batiks

Quilting & Sewing Camp at Blue Lake MAY 11-15, 2026
Join us for a 4-day event at Blue Lake Camp & Retreat Center, 8500 Oakwood Ln., Andalusia, AL

- Choose a 2-day or 4-day retreat
- Enroll in classes online at StitchersQuest.com HURRY - seating is limited!
- Register by Feb. 14, 2026 for chance to win \$100 gift card from *Stitcher's Quest!*

300 Mary Esther Blvd
Mary Esther, FL 32569

Store Relocating in Oct. 2025

M-TH 10-5 F-SAT 10-4 • 850-864-4555
www.stitchersquest.com

Since 1971

Margie's
Sew Much Fun

Authorized Sales & Service for **BERNINA** made to create **HORN** of America

2014 Lacey Lane • Crestview, FL 32536
850-689-3655 Toll Free 866-739-6274
Mon-Sat 9-6 www.margiessewmuchfun.com

The Friendliest & Most Diverse Fabric Shop in Florida's Panhandle

- YES - we have CLASSES! Check Facebook/Instagram/Website for updates!
- Fabrics include Quilt, Children, Linens, Silk, Flannel, and more.
- 3,700+ bolts of fabric, over 500 books, and quilting supplies
- We always have specials on Horn Cabinets!

SCORCHING END OF SUMMER SALE!
AUG. 28- SEPT. 2
OPEN Labor Day!
9am - 6pm Mon-Sat
CHECK FACEBOOK, INSTAGRAM & WEBSITE FOR DETAILS!

BERNINA made to create **Shannon FABRICS** Making The World A Softer Place™

Cuddle® Up with BERNINA
Join the Fun • Learn New Skills • Fall in Love with Serging on Shannon Fabrics minky

October 15 & 16
2 Day Hands-On Learning Workshop
Contact the Shop for Details



DEMOLITION SALE

DON'T MISS THIS SALE!
All Demonstration Sewing Machines and Floor Model Sewing Cabinets. Full Warranty Included.

MOVING SALE New Location in October - reach out for address!!!

HORN of AMERICA FINE SEWING FURNITURE
BERNINA
KANGAROO sewing furniture
bernette SWISS DESIGN
arrow classic sewing furniture

Stitcher's Quest
Creative Sewing Center
300 Mary Esther Blvd
Mary Esther, FL 32569

M-TH 10-5 F-SAT 10-4 • 850-864-4555
www.stitchersquest.com

DeFuniak Springs, Marianna, Panama City plus Alabama

Fabrics, Classes, Books, Kits, Notions, Accuquilt, Monthly Subscriptions & Machine Service

COOKIE'S FABRICS **Handi Quilter Distributor**
Longarm Services & Longarm Rental

4411 Constitution Lane
Marianna, FL 32448
Tues, Wed, Fri 10-5 Thurs 10-6 Sat 10-2
SHOP ANYTIME AT www.cookiesfabrics.com 850-317-7770

2 Minute Lift
Try This Simple Antidote

by Kathy J. Sotak

I grew up in a house with a heartbeat. At the center of the beat were two singing parents. My mother was the primary music teacher and beautiful singer; my father on the other hand sang to be silly - making mundane chores go quicker. The beat was enabled by two pianos, an organ, guitar, ukulele, flute, saxophone, trumpet and a big bin of tambourine-like joys. Although they had a tough, around-the-clock farm and ranch life, my parents' smiles prevailed more than any pain. The current of the house was love. This current fueled the heartbeat of the house, which was a ribbon of music - on the radio, through our fingers or the vibration of our voices.

I wonder where my song is today. I now stop to listen to the heartbeat of my own household. I hear the clang of video games, the bang of the kitchen cupboards or personal playlist on private headphones. Rarely do I sing or crank the volume on my happy playlists anymore. When did that stop? Was it out of respect for my husband's different musical interests? Was it to avoid sounding archaic to my teenager with more trendy taste? Or was it my own doing, walking further away from the fire in my heart?

It may be time to turn the dial on the frequency band. What if I started singing to be silly or humming my heart? Would the current of my house change? Would daily struggles be dissolved? Would peace pierce through our obstacles?

"In many shamanic societies, if you came to a medicine person complaining of being disheartened, dispirited or depressed, they would ask one of four questions:

- When did you stop dancing?
- When did you stop singing?
- When did you stop being enchanted by stories?
- When did you stop being comforted by the sweet territory of silence?"

- Gabrielle Roth, founder of 5 Rhythms

There was another influential person in my youth who sang the same notes: Aunt Rosella. She lived just down the road from us and we saw her at least twice a week. She always had a smile on her face, usually accompanied by humming. Aunt Rosella hummed when she cleaned, hummed when she drove, hummed when she rolled dough.

Why was she humming? I've never asked her, to this day. Is this why she always gleamed a smile? Now that I think of it, I've never seen someone hum a tune with a frowning face.

"The medicine of the future will be music and sound." - Edgar Cayce

Scenes from history flash through my mind. I see a movie screen of those building the American Railroad singing the famous song, "I've been working on the railroad, all the live-long day." I see depictions of earlier times, with thousands of workers chanting in unison while they build great structures. I see tribal times, when we all sat around the fire, singing and drumming.

"If you want to find the secrets of the universe, think in terms of energy, frequency and vibration." - Nicola Tesla

Perhaps humming, drumming and singing is the antidote to the hardness of life. It's the soothing salve that vibrates away our pain. It's the original medicine that has been around since the birth of humanity.

I'll have to ask my Aunt Rosella about her why. What does she think about while she hums? Is it a prayer? Is she humming the gratitude for her blessings? Is she humming a ribbon of love to all who hears her sweet sound?

In the meantime, I'm giving it a go. Consider joining me in humming, drumming or singing. It's our own custom antidote, the original medicine to keep our heartbeat filled with love.

-Kathy J. Sotak. Thank you for your support. Let me know what lift this provided to your day by commenting at <https://2minutelift.com/match/>

Win A \$25 Gift Certificate

We give away a \$25 Gift Certificate each issue to redeem at a local advertiser's shop! You can register online at www.theregisterweb.com with the link "Register to Win" or complete the form (photocopy is acceptable) and mail to: P.O. Box 2419, Cumming, GA 30028.

Please also include a favorite recipe, quote, tip or a craft project you want to share with other readers.

The drawing will be made prior to the next issue. The winner will be mailed information on redeeming their certificate and also announced in the next issue.
Note: We do not place your information on any mailing list.

And the Winner is...

Our winner from last issue is Anjanette Ingersoll. Anjanette will receive a gift certificate to spend at *Heartfelt Quilting in Winter Haven*. She enjoys this shop because they have a "beautiful selection and friendly staff." Congratulations Anjanette!

The Florida Register Gift Certificate Entry Form
ALL ITEMS MUST BE COMPLETED TO BE ELIGIBLE FOR THE PRIZE DRAWING

Name _____
Street _____ City _____ State _____ Zip _____
Phone _____ Email _____
My favorite advertiser in this issue is: _____
I enjoy visiting this shop because: _____
Please tell us about a local business you'd like to see advertising in *The Florida Register*.

St. Andrew Bay Quilter's Guild

"When Words Fail, Music Speaks"
Quilt Show: Feb. 13 & 14, 2026

Location: Central Panhandle Fairgrounds
2230 15th St, Panama City, FL 32405

Day and night guild meetings available.
Visit our website for meeting times.
www.sabqg.org

Front Porch Quilt Shoppe

199 US Hwy 231 North • Ozark, AL 36360
334-445-3521
www.frontporchquiltshoppe.com
Hours: Mon-Fri 10-5 • Sat 10-2

Happy Birthday to us!
Celebrating 26 Years

Variety of Classes • Quilt Group Meetings
Fabrics • Books • Patterns • Notions

15% off Your Yardage Purchase with this Ad! Expires 10/31/25

Oh Sew Country

8085 State Highway 83 N
DeFuniak Springs, FL 32433
850-974-1295
www.ohsewcountry.com

Fabric
Notions
Classes
Bags
& much more!!

The ONLY Quilt Shop in Walton County

Rise & Shine it's Quilting Time!
New Arrivals Daily!

10% Off Expires 10/31/25 YN4P4

Veteran Family Owned Business

Mon Closed
Tues-Wed 10-6
Thur Closed
Fri-Sat 10-6
Sun 12-4

By the Yard® © 2025 Jennifer Lopez

YOU'RE HOME EARLY...

MY BOSS TOLD ME TO "HAVE A NICE DAY", SO I CAME HOME AND MADE A QUILT.

www.bytheyardcomics.com



**Chiefland, Crystal River,
Keystone Heights, Lake City, Live Oak, Ocala**



Levy County Quilt Museum, Inc.
352-493-2801
11050 NW 10th Ave. • Chiefland, FL 32626
Levy County Quilt Museum Chiefland Florida
Open Tuesday – Saturday from 10am to 3pm
Quilts, fabric & other handmade items for sale!
Come see Sieglinde Schoen Smith's collection permanently on display!



Emma's Sewing Studio
Sewing & Alteration Services
Sewing, Crochet, & Quilting Classes
Call About Our New Classes
Cleaning & Maintenance on Sewing Machines
16796 - 16TH ST. • LIVE OAK, FL 32060 • 386-364-8553
Open 10-4 or call for other times • Email: ecorbin100@gmail.com



Beyond The Stitches LLC
979 N. Suncoast Blvd. Airport Plaza
Crystal River, Florida 34429
352-794-3289 • Mon-Fri 9-5 • Sat 9-3
www.beyondthestitches.com
Sign up for Electronic Newsletter on our website
info@beyondthestitches.com
Facebook: Beyond The Stitches, LLC

FOR THE LOVE OF SEWING
Sewing/Embroidery/Quilting/Serger Machines,
Floriani, Fabric, Threads & Notions.
Check our website for Classes & other Events!



FirePower coffee roasters
Monday-Friday: 6:30 am-3:00 pm
Saturday: 8:00 am-3:00 pm
Sunday: 8:00 am-3:00 pm
FirePower Coffee Roasters, LLC
322 SE State Road 100, Suite D
Keystone Heights, FL 32656-6468
Coffee@FirePower.Coffee
Phone: 352.478.8174
www.FirePower.Coffee

**Suwannee 4-H Quilt Camp
Visits Emma's Sewing Studio**

Recently the Suwannee 4-H kids quilt camp visited Emma's Sewing Studio to learn more about sewing. The group made quilts during the camp and went to Emma's to learn about other kinds of sewing machines. They also saw a demonstration of the AccuQuilt cutter and dies for future quilting projects. Emma's Sewing Studio is located in Live Oak. You can find their ad on this page with all the shop's details. Please let Emma know you read about her shop in *The Florida Register*.




Scrappy Girl Quilts & Fabric
(386) 308-3195 • ScrappyGirlQuilts.com
Tuesday - Saturday
9 am - 4 pm
Country Club Plaza • 1686 SE Baya Drive, #103, Lake City, FL



Daily open stitching
Come stitch with friends!
10-4 Tue-Sat
...and visit our
Wall of Fabric
Hand-cut to order
Aida • Evenweave • Linen
Counts 11-40
4901 E Silver Springs Blvd. Ocala
(352) 629-2991
home@thecommonthreadcrossstitch.com

Saving Grandmother's Treasures

by Janet M Bair

I inherited some lovely "whitework," machine embroidered, small tablecloths after my 95-year-old mother died this year. I found them wrapped in tissue paper in her bottom dresser drawer. Edged in eyelet, the cloths were beautiful but badly yellowed and stained. One of my quilting friends told me how to get them white again. Her daughter is a chef and they clean their chef outfits this way. I boiled a large pot of water, took it off the stove, and dissolved Oxiclean into the water. I then soaked the tablecloths for twenty minutes. They came out really clean! The fabric appears to be heavy cotton sheeting, although I am not sure if this method would work on a more fragile fabric such as muslin. As I was stirring the cloths with a large wooden spoon in the boiling water, I felt transported back in time. For so many other women over the years, "wash day" involved heating water in a large kettle outdoors on an open fire and stirring the clothes with a stick to get them clean. I have the luxury of a glass topped electric stove. I am sure these cloths were my Italian grandmother's so they are almost a hundred years old. After raising eight children, she left very few possessions behind. Rather than put them back in a drawer, I decided to collage/quilt them into a wall hanging. I have limited wall space, so I had to cut the best pieces to keep (a few stains didn't come out). I love collages. I decided to hand stitch a crocheted doily onto the wall hanging, since I had several doilies from my other grandmother. Then I cut up two stained handkerchiefs edged with pink tating. I added a folded lace-edged handkerchief in one corner. This will give my daughters and granddaughters an idea of the lovely embroidery you seldom see any more. When I first showed the cloths to my quilting friends, we weren't sure if the embroidery was done by hand or by machine. The stitches are so even it appears to be machine done. I decided to do a little research to see if that was possible. White embroidery thread on white fabric has been around since the 1500s but it became very popular in the late 1700s and even more so in the early 1800s. Hand sewn cottage piecework provided a small income for women in Ireland, Scotland, France, and India. A variety of laces were made for women's accessories such as collars, chemisettes, bonnet frills, caps, and underwear. A most popular item was a baby's robe. India was a primary source of cottons and embroidered goods during the Georgian and early Regency periods. But with the Industrial Revolution, the United Kingdom took over as a source of cotton textiles. A hand embroidery machine was invented in Switzerland in 1828. By the 1850s, machine embroidery was equal to hand embroidery. I think we take machine made lace for granted today, because in the past if you wanted a beautiful trim for your clothing, you had to make it yourself or find a talented person to do it for you. No stories remain from my family regarding what was saved. I can only guess. My Italian grandmother died when I was nine. But I am pretty sure the hand tating on the handkerchiefs was done by my other grandmother. I am planning on showing this piece in our spring quilt show so that others can enjoy the beauty of white embroidery on white, a lovely art which should not be forgotten.

© Janet M. Bair of Ansonia, CT. You may contact her at librarybair@hotmail.com



— BE SURE TO —
Thank The Advertisers
THEY MAKE THIS PAPER POSSIBLE

Fruitland Park, Lady Lake, Leesburg



FLORIDA SEWING SEW-CIETY Annual Conference
October 6-9, 2025
Lake Yale Baptist Conference Center, Leesburg, FL
Classes & Workshops
Visit www.floridasewingsewciety.org for registration (opens July 1).
Deb Canham National Educator
Facebook Page: Florida Sewing Sew-Ciety
Janet Pray Islander Sewing System
What a bargain — \$310 includes:
Room and Board (Double Occupancy) and registration.
Arrive on Monday afternoon for the kickoff dinner.
Lots of door prizes and beautiful project kits await you!

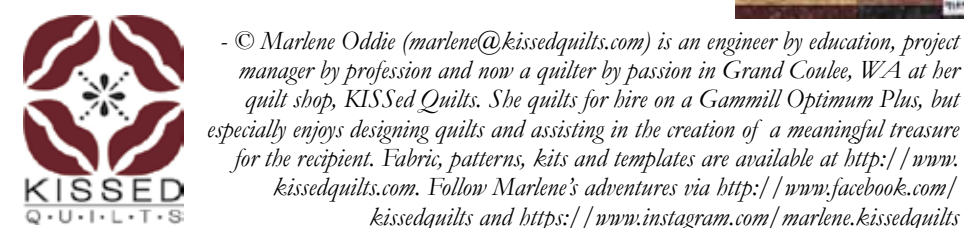


A Quilting Palette, LLC
Now is the time to begin planning to drop off your Christmas quilts! Or reserving your time for Long Arm rentals. Call us for details!
-- We are OPEN Mondays --
Check out our online store & class list at www.AQuiltingPalette.com
732 S. US Hwy. 27/441 Lady Lake, FL 32159
Mon 12-4, Tues - Sat 9-4
352-751-0405
AQuiltingPalette@gmail.com
2,000 Bolts of Quality Quilting Fabrics & Thread/Notions

KISSed Quilts Rustic Riches

by Marlene Oddie

At fall harvest time in the wheatfields around here, the amber waves of grain have their own beauty. I decided to work with this new collection from Lumin Fabrics, Island Batik Division, called Rustic Riches and design this Prairie Stars quilt. This batik collection seemed just perfect to make into a quilt that some how represented the beautiful amber tones in our local wheatfields and the stars that harvest it. This is broken down into two blocks – a star block and a single irish chain block along with sashings and cornerstones. I've selected a Neutral called Mocha as the background. This pattern includes how to do a faux piped binding. I used the teal as the accent in the faux piping and it just gives it an extra touch of elegance. I hope you've been enjoying the designs this year, I've got one more to share before year end. Ask at your local quilt shop that carries Island Batik fabrics for these fabrics and pattern. You can also find this pattern and some fabrics while supplies last here at KISSed Quilts.



KISSed Quilts
© Marlene Oddie (marlene@kissedquilts.com) is an engineer by education, project manager by profession and now a quilter by passion in Grand Coulee, WA at her quilt shop, KISSed Quilts. She quilts for hire on a Gammill Optimum Plus, but especially enjoys designing quilts and assisting in the creation of a meaningful treasure for the recipient. Fabric, patterns, kits and templates are available at <http://www.kissedquilts.com>. Follow Marlene's adventures via <http://www.facebook.com/kissedquilts> and <https://www.instagram.com/marlene.kissedquilts>




Gary Lee Sligh Fabric Arts
Check Out Our Monthly Retreats!
Cross Stitch • Needlepoint Weaving
Custom Framing
Lah-Tea-Dah Tea Room
1012 W. Main • Leesburg, FL 34748
Tues. - Sat. 10-5 • 352-205-1126
www.garyleesligh.com • grysligh@yahoo.com



42nd Annual Fantastic Quilt Show
November 14-15
Venetian Center
1 Dozier Circle Leesburg, FL 34748
Quilts, Vendors, Boutique, Quilt Sales and More!
More information at lakequiltguild.com
Follow us on Facebook @Lake County Quilters Guild of Florida
Make Friends. Make Quilts. Make a Difference.



THE VILLAGE QUILT SHOP
FRUITLAND PARK, FL
Your Light & Bright Fabric & Quilt Shop Offering:
Moda, Riley Blake, Free Spirit, Art Gallery Fabrics, Martelli products, Quilters Select, Cutie Patterns/Packs AND MUCH MORE!
2468 US HWY 441, Suite 202
Fruitland Park, FL
Tues-Sat 10-4 352-901-6874
Shop Anytime at VillageQuiltShop.com
FOLLOW US ON FACEBOOK



PICK UP A COPY FOR A FRIEND!

Mount Dora, Umatilla plus Shop Hop



SEW-MINI Things
"It's where the boys are"

4500+ Bolts of Quality Fabrics
Personalized Fabric Selection Assistance



SEWING, SERGERS, EMBROIDERY AND LONG ARMS

Come experience the difference of shopping with the boys.

In-Store Shopping, Shop Online, Store Pick-Up or Shipping Available

3820 N HWY 19A Tuesday-Saturday
Mount Dora, FL 32757 10am-4pm
352-483-0082 Closed Sunday & Monday
<http://sewminithings.com>



SAVE THE DATE
NOV. 21-DEC. 6

"Rolling into the New Year"
Central Florida Shop Hop

Shops located in: Brooksville, Lady Lake, Maitland and Mount Dora

Challenge, cont. from page 3

usually a smaller sized quilt, for example 12"x12", 20"x20", and even as small as 5"x7". Due to their relatively small size, there is less commitment in fabric, time, and money. And you are free to play with a color pallet (the required fabric) you might not normally use or a technique (required theme) you haven't used before. Maybe after trying something new in a challenge, you will have the confidence to use it in a full-size project. I find this very exhilarating. It forces me to grow. You learn something every time you try something new, even if it's you NEVER want to do that technique again! I have experienced this a time or two.

By challenging yourself you can:

- Learn new techniques or expand a current skill.
- Exercise creativity.
- Become inspired.
- Achieve recognition or a goal, for example, sell a piece, become published, exhibit at a special location, copyright a pattern, or win an award.
- You might reinvigorate your fiber passion like I have.

Challenges allow you to release your inhibitions, so be bold. Try varying block size. Use bold color combinations. Try asymmetrical or another offset layout. Experiment with an uneven or irregular edge, or a unique binding. Add hand stitching in a contrasting color. How can it be wrong? Become a trend setter!

Of course you can simply play on your own, but if you are like me, a structured challenge helps. There are several types of challenges, both informal and formal. Quilt guilds offer informal member challenges. Major and local quilt shows (like QuiltCon) hold annual challenges. Fabric stores and manufacturers (like Cherrywood Hand Dyed Fabrics, Riley Blake Designs, FreeSpirit Fabrics, etc.), pattern designers, and thread and tool companies also offer opportunities to be creative. Art Quilting magazine offers a Reader Challenge every issue, as do other magazines.

There are numerous free or low-cost on-line events for everything from



THE POWER OF SEWING & QUILTING
A great activity center for learning and exploring the art of using textiles. Offering small retreats (max. 12) along with one-day and weekend classes and learning events for all ages.

MISS BESSIE'S QUILT SHOP
Sewing & quilting is for everyone! Visit our store in Umatilla where we specialize in Fabrics, Heritage Fabrics and Quilttads™.

Try a small project using Quilttads™, available at the activity center, the mobile shop, and on line!

Miss Bessie's NEW Mobile Shop is designed to bring products and demos to you. The Mobile Shop will travel to guilds, events, homes and whatever it takes to provide access to everyone!

111 N. Central Ave. • Umatilla, FL
352-771-2653 Mon.-Fri. 9-2
www.missbessiesquiltshop.com www.quilttads.com

free motion quilting, improv piecing, stash busting projects, and quilt-alongs offered by quilters and designers.

Find other ways to challenge yourself. Try new things. Practice your free motion quilting on a charity quilt or volunteer in other ways to push your creative limits. We all keep left-over and rejected blocks or find give-away items at a guild meeting. Challenge yourself to make something of them. Read quilt magazines, especially articles, don't just look at the patterns. I bet you will find useful information in every article to add to your toolbox for future use. Utilize the talent within your quilt guilds by asking a member for help learning something. Attend lectures at guild and quilt shows. Again, even if the topic isn't "your thing," chances are you will learn something. Listen to podcasts and watch YouTube videos. Watch demonstrations and try new tools, notions, and rulers at quilt shows. Yes, sometimes they try to sell something, but not always.

Take a class either on a new technique or as a refresher on previous skill. Ten years ago, I took a modern improv class from Jacque Gering, best known for walking foot quilting, before I even knew what modern quilting was. I also tried walking foot quilting and love it!

Try a new or different tool. How many of you have bought something and not used it? I can tell you why I haven't. I was comfortable using my routine go-to method and it would take a little extra time to stretch and try something new. But I promise, it's worth it. Give that drawer or basket full of new tools a try. If you incorporate any of these practices, you'll add to your quilter's toolbox and increase your skills and confidence. It's helped me, and it will improve your modern quilting too.

Inspiration is truly all around us. Make a new habit of looking at everything through a quilter's lens. I keep a binder of photos and ideas for future reference.


- Remember, not every mistake is a ruined effort. Re-think it. Consider how you might incorporate it into your current project or a future one.
- Our spouses and non-quilting friends are not thinking of the Quilt Police, or our limitations when they offer ideas. It's up to us to learn the skill to incorporate their ideas in some way.
- Any magazine can be a great source of inspiration. Look at colors, shapes, and texture of the clothes and accessories in a fashion magazine. Notice wall color, floor rug designs, and furniture shape and texture in home magazines.
- Adult coloring books can have great free motion quilting ideas.
- Use your photos. And children's drawings, which tend to be simple, and bold in color choices. Children haven't yet been told a tree can't be purple.

I love sharing my enthusiasm and excitement about challenges. Quilters often express to me that I inspired them to finally try something they have wanted to do. I hope I have done that for you!

****Diane L. Murtha is an award-winning quilter, fiber artist, author, and international lecturer and instructor. Quilting for over 50 years, she gravitated to art quilts and discovered she loves challenges. Her quilts and articles are included in books, 30+ magazines, and multiple juried exhibits and international shows. Diane published her first book, Artful Insights in Fiber: Quilted Bits of Wit & Wisdom in March 2023. She currently resides in Iowa. Learn more at: www.dianelmurtha.com or follow on @dianelmurtha*

Can You Find This Ad?

Pictured in the magnifying glass is a small portion of one of our ads. Can you find the ad that it came from?



If you can, just fill in the form below and send it to us at: *The Florida Register*, PO Box 2419, Cumming, GA 30028

Advertiser's Name _____ Page #: _____
My Name _____
Address _____
Telephone _____

Yes! There is a prize for one of the correct entries.

DeLand, Deltona



Let us bring you new customers for the Holidays with an ad in *The Florida Register's* November-December issue.

Holiday Issue Deadline is Oct. 1

The Florida Register works! We can bring you new customers with our affordable, targeted statewide distribution.

1-866-825-9217
www.TheRegisterWeb.com
ads@theregisterweb.com

"It's the best advertising we do and gets us the most return for our money," says a primitive gifts and home decor shop owner.

Show us your finished projects!

Send us your photos of a completed project for a chance to be featured in an upcoming issue of *The Register*!

Project photos & details can be digitally submitted to: amy@theregisterweb.com. Or mailed to: The Register, PO Box 2419, Cumming, GA 30028



JANOME *moda* **Clothworks**
Reliability by Design FABRICS-SUPPLIES

Your new quilt shop in Deltona! Come see our curated selection of fabric, patterns, notions and more!

Authorized Janome Dealer
Sewing Machine Servicing
Longarm Machine Quilting

Justin Square
840 Deltona Blvd, Suite S
Deltona, FL 32725

386-259-4233
www.carolsquiltshop.com

Mon 10-12:30
Tues-Fri 10-5
Sat 10-3



facebook

OCEANS
of thread

DeLand's ONLY Quilt Shop & Sewing Store!

Check Class Schedule & Shop Online Anytime at www.OceansofThread.com

VISIT OUR NEW LOCATION!

- Quality Quilting Fabrics
- Computerized & Custom Longarm Services
- Bernina Certified In-House Machine Repairs (over 20 yrs. experience)
- Handi Quilter Technician

BERNINA *made to create* **Handi Quilter**

NEW LOCATION!
1250 State Rd. 15A Suite 4 & 5
DeLand, FL 32720

Tues-Thur 10-5; Fri-Sat 10-3
386-337-5528



facebook

WWW.SEWING.NET



Come See Us For All Your Sewing, Embroidery, Quilting & Serging Needs!!

The Most Complete Sewing Store In Florida!
Family Owned For 50+ Years *We Price Match!*



- New & Pre-Owned Machines
- Machine Lessons W/ All Machine Purchases
- Sewing Cabinets
- Authorized Babylock, Brother, Janome & Juki Service Center
- Classes: (Sewing, Fashion, Quilting, Embroidery & More!)
- Thousands of bolts of fabric!
- Thousands of notions!
- Friendly & Knowledgeable Staff



baby lock **brother** **JANOME** **JUKI**

SEWING STUDIO FABRIC SUPERSTORE

➔ **Orlando: (407) 831-6488**

9605 S US HWY 17/92 MAITLAND, FL 32751
MON. - FRI. 9AM - 7PM | SAT. 9AM - 5PM | SUN. CLOSED

➔ **Lady Lake: (352) 753-0219**

918 BICHARA BLVD LADY LAKE, FL 32159
MON. - SAT. 9AM - 5PM | SUN. CLOSED



Dade City

Quilted Twins

FABRIC WAREHOUSE

Come shop our over 13,000 bolts of fabric!

NAME BRANDS AT \$6.99/yard

Andover • Benartex • Hoffman • Michael Miller
MODA • Northcott • Riley Blake • Robert Kaufman
and LOTS more!

Quality unbranded at \$5.99/yard

Over 300 bolts of 108" backing fabric at \$14.99/yard

Over 800 bolts of batiks at \$9.99/yard

GIFT CARDS AVAILABLE HERE

Shop online 24/7 at QuiltedTwins.com with \$8 shipping nationwide

Tuesdays: 9 am to 2 pm
Thursdays: 10 am to 5:30 pm
Saturdays: 9 am to 3 pm
Other Hours by Appointment

- Batiks
- Civil War
- Flannels
- Panels
- Novelties
- Kaffe Fassett
- Stonehenge
- Quilt Kits
- Wonderfil Thread

Come visit our newly expanded Specialty Fabrics Room

Watch Ken & Rachael Show on FB & YouTube

Plenty of Parking: room for trucks, trailers & RVs.

100's of Half Yard Bundles

VOTED #1 LQS in the USA in the BYANNIE contest!



FB LIVE: Quilted Twins Fabric show with Ken and Rachael every Monday and Friday afternoon at 3:30 p.m. Also on YOUTUBE at the same time: Quilted Twins Channel

Come Sew ...in our beautiful sewing shop!

Only \$8.00 per day. Use our: Accuquilt • Mats • Cutters • Room

Bring up to 8 friends for a fun-filled day with some private shopping at our shop. Call for your day.

Stay tuned for the Quilts of Valor Presentations
Details on the website.

QuiltedTwins.com • Over 250 Free Patterns on the website

Becky's Quilts & Designs • Rachael's Deals & Finds

Call or Text **(352) 507-8458** to schedule your group's outing.

13829 US Hwy 98 Bypass • Dade City, FL 33525 • Just 25 miles north of Tampa

Facebook Group: Quilted Twins — Scrap Quilting and More with Becky

Facebook Page: Quilted Twins — Fabric Deals with Rachael



Clermont, Dade City



Black Dog QUILT SHOP

Now Offering Longarm Services

662 E Hwy 50
Clermont, FL 34711
(352) 932-3226

www.BlackDogQuilt.com

Tuesday - Friday 10am - 5pm
Saturday 10am - 3pm

Nestled in the corner breezeway of the Southlake (WinnDixie) Plaza

Professional Longarm Quilting Services offering over 50+ Wide Backs

Itching for Stitching

Longarm Service by Appointment
Sale on reg bolts of fabric \$5 per yard
40% off kits, books, patterns

(excludes longarm service, wideback fabric & batting)

16700 Bellamy Brothers Blvd.
Dade City, FL 33523
(off I75, exit 285 or 293)
352-523-4098

Call ahead for appointment



QUILTERS ANONYMOUS

COME VISIT US OUT ON THE FARM

9225 PINE ISLAND ROAD
CLERMONT, FL. 34711

OPEN TUESDAY THRU SATURDAY 9-3
CLOSED SUNDAY & MONDAY

MODA, Wilmington, Riley Blake, Andover
We also carry 108" backing, thread, notions, patterns and precuts!

352-267-6132
352-241-6768

4000+ bolts of fabric!



Becky's ...Quilting & Embroidery Services ...

18215 E. Apshawa Rd. • Clermont, FL 34715
561-262-5597 • blh81761@aol.com

FREE Pick up & Delivery within 20 miles of Clermont!

Now Offering Embroidery Services!

Long Arm Quilting • Edge-to-Edge • Binding • Memory Quilts
Custom Quilts • Labels • Backing Preparation • And more!

Competitive Pricing!
VERY Experienced!

10% OFF Longarm Quilting
Expires 10/31/25 New customers only

Bernina Q 24 with computerized Q Matic



Fall: A Season of Beauty

by Janet Young

Fall signifies the end of summer with its' cooler temperatures, and longer nights. But it also brings a season of beauty with the changing of the leaves. A landscape of red, yellow, and gold leaves, beautifies our surroundings. And when the wind blows and swirls the leaves to the ground, it provides a playground for young and old alike to play in the leaves. If playing in the leaves is not your cup of tea, just walking over the crisp fallen leaves lets you know that fall has arrived.

With the cooler temperatures, you may find you are staying home more, wrapped in a cozy blanket or a warm sweater. To add to that coziness, now may be the time you light your first, of the season fire, in the fireplace.

With a warm, cozy atmosphere, you may find yourself reading a book or watching your favorite TV show, or football, while enjoying a mug of hot apple cider, or a mug of pumpkin latte'.

Because Fall is a transitional season, take advantage of this slower time and reflect on what or on whom you are thankful. By doing so, you will be in a better position to handle the upcoming holiday season, which we know to be pretty hectic. No matter how hard you try to keep the holidays on a low key, somehow it just doesn't turn out that way, for the majority of us that is.

Fall invites us to enjoy our harvest. Whether you raised your own food, or attend Farmers Markets, you will have an array of fresh fruits and vegetables to enjoy, as well as decorative touches. Pumpkins, gourds, even the leaves themselves can all be used to add decorative touches to our tables, on our mantles, or even outside by the front door. Who says Fall is only a season of beauty! Fall, also can have a dark side when we begin to prepare for Halloween, which just shows the versatility of this time of the year.

Before long the cold winds will blow. So, while you can enjoy the fleeting days of Fall, get outside and walk through a corn maze, or take a hay ride, and last but not least go to the pumpkin patch, and pick out a pumpkin or two.

And remember, Fall is a season of beauty!

© Janet Young is a Certified Tea and Etiquette Consultant, Co-Founder of Mid-Atlantic Tea Business Association, and prior owner of Over The Teacup

"I Love Fall" Table Runner

by Deb Heatherly

Do you start counting the days midsummer until you can pull out your fall decorations? I certainly do! There's something comforting about the oranges, yellows, golds and reds of my favorite season. My front porch features mums, sunflowers, scarecrows, pumpkins and of course, an abundance of leaves. I love collecting garlands made of silk leaves and additional single leaves to mix in with all the décor. The entire look always makes me stand back and smile.

Once the outside is complete its time to do a little decorating inside. This year I designed a quick and easy table runner to add to my seasonal display and I'm happy to share that pattern with you.

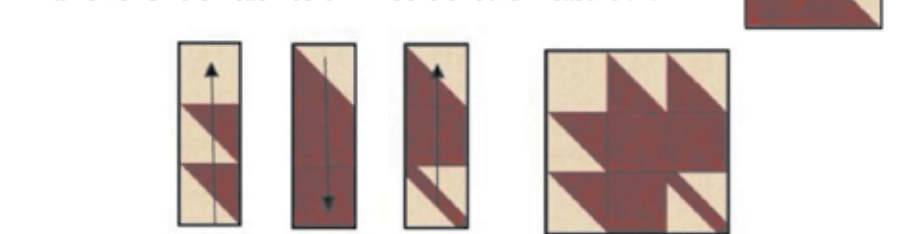
- For 4 blocks you will need:
- 1/3 yd. Light Background (or a variety of light backgrounds)
 - 1 FQ each Red, Gold, Yellow, Orange
- From each FQ of red, gold, yellow, orange, cut:
- (3) 3 1/2" squares, (1) 3" square, (2) 4" squares for HST, (1) 1" x 5 1/2"
- Light background:
- Cut (1) 3 1/2" x WOF strip. Sub-cut (8) 3 1/2" squares
 - Cut (1) 4" x WOF strip. Sub-cut (8) 4" squares for HST

- Backing: 1 yd.
- For traditional binding:
- Cut (3) 2 1/2" x WOF strips OR use a pillow turn method that requires no binding.


- Directions:
- Draw a diagonal line on the back of the 4" light background squares.

- Pair right sides together with the red, gold, yellow, and orange 4" squares.
- Sew 1/4" from the line on both sides of the line. Cut on the line to yield (4) HST of each color. Press seams toward the color.
- Trim to 3 1/2".

- For leaf stem:
- Cut (4) of the light background 3 1/2" squares diagonally 1x to yield (8) triangles.
 - Center and sew on opposite sides of the 1" x 5 1/2" red, gold, yellow and orange strips. Press seams toward light background.
 - Trim to 3 1/2" making sure the corners with red, gold, yellow and orange are centered.
 - Make 4 blocks as shown pressing seams as indicated by the arrows. One of each color. Blocks should measure 9 1/2".



- Stagger the leaves and sew the blocks together as shown.



Make and use traditional binding OR pillow turn the runner. To pillow turn, place backing (right side down) on top of the runner, then place batting on top of the backings. Sew all the way around the runner leaving a 4" opening in the center of one of the blocks to turn.

Trim the backing and batting before turning through the opening and trim the corners to reduce bulk in the points.

Hand stitch the opening closed and press. Top stitch 1/4" from the edge all the way around if desired.

Deb Heatherly is a designer for Creative Grids® rulers and the author of eight popular pattern books. Creative Grids® fans are invited to join her Facebook group, "Grids Girls," for tips and inspiration, and two free mysteries each year. <https://www.facebook.com/groups/7704296498004571>.

Shop Owners are invited to join her group just for you, "Grids Girls for Quilt Shop Owners Only" <https://www.facebook.com/groups/273593657256524>. Visit Deb's website at www.Debcatsquilts.com.

Lakeland

Quilts By the Lake Quilt Show

January 23-24, 2026
Fri and Sat - 9am - 4 pm




"Orange You a Swan Lover"

200+ Quilt Display
Vendors -Boutique - Treasure Baskets
Food Concession - Opportunity Quilt
Charity Quilt Display

First Presbyterian Church
175 Lake Hollingsworth Dr.
Lakeland, FL. 33801
www.ladiesofthelakes.org

Admission \$10.00
Children under 6 free

Easy Greek Beet Salad
Submitted by Colleen Gust



GREEK VINAIGRETTE:	1 tsp dried basil
1/2 cup olive oil	1/2 tsp black pepper
1/2 cup red wine vinegar	1 tsp kosher salt
2 tsp lemon juice	1/2 tsp onion powder
2 cloves garlic, minced	1 Tbsp Dijon mustard
1 tsp dried oregano	

SALAD:

5 cups mixed greens, washed	1/4 cup walnuts, chopped
1 (12 oz/398 mL) can beets, sliced,	1/2 cup feta cheese
drained	1/2cup Greek vinaigrette dressing

Specializing in *Frankie Myers*

Carolyn's FRAME-UP & NEEDLEWORK SHOP

Featuring the Cross Stitch of Linda Jeanne Jenkins

Fine Matting & Framing
Art Cross Stitch & Needlepoint

Hours:
Mon-Fri 11am-5pm
Sat 1pm-5pm

2052 E Edgewood Dr. Lakeland, FL 33803
863-583-4974 Shop
863-450-9399 Cell

Closed 9/12-9/14 for Ridge Orchids Show

FABRIC Warehouse

SINGER VIKING PFAFF

OVER 10K BOLTS OF FABRICS!

NOTIONS & PATTERNS

SEWING MACHINE SERVICE

CLASSES & EVENTS

OUR COLLECTION OF RARE FABRICS IS CONTINUALLY EXPANDING AND INCLUDES HARD-TO-FIND OPTIONS.

EST. 1958
FLORIDA EST 1958
OLDEST FABRIC STORE

CALL FOR WEEKLY SPECIAL

SCAN ME


FOLLOW US TO WATCH ALLYSON'S LIVE UNBOXING VIDEOS!

863-680-1325
FWAREHOUSE@TAMPABAY.RR.COM
3030 N. FLORIDA AVE LAKELAND, FL 33805

PFAFF arrow Husqvarna VIKING

\$5.00 COUPON
WHEN YOU SPEND \$20 OR MORE IN-STORE USE ONLY

Reading is dreaming while wide awake. ♥ Author Unknown



FROM MY SHELF OF FOREVER-LOVED "CLASSICS"

I CAPTURE the CASTLE
Dodie Smith

STILL LIFE
Sarah Wirman

THE DIARY of
Anne Frank

BELOVED
Joni Morrison

ENCHANTED APRIL
Elizabeth von Arnim

A GENTLEMAN in
Morocco - Amor Towles

RE BECCA
Daphne du Maurier

ALL CREATURES GREAT &
SMALL - James Herriot

Wind in the Willows
Kenneth Grahame

THE LAST BOOKSHOP
in London - Martin

Happy Fall! All seasons are Book seasons!
They're gifts that keep on giving. I know you'll love these!
Come visit my website for more! www.susanbranch.com

Lake Wales, Winter Haven

SEW CREATIVE FABRICS & MORE, LLC

Welcome to the Newest Fabric Shop in Polk County!

Fabric - Notions - Patterns - Classes
Learn to: Sew | Quilt | Embroider

Hand & machine embroidery products, including cross-stitch, and wool crafts. One of the Largest Collections of Moda in Polk County!



249 E. Stuart Ave.
Lake Wales, FL

Call for hours
863.223.8070

www.SewCreativeFabricsandMore.com

Back-To-School Memories

by Judy Sharer

Whether still in school or a graduate from years ago, everyone has back-to-school memories!

In the small town where I grew up in Western Pennsylvania, my parents knew everyone, primarily because my father was the elementary principal and my mother a third-grade teacher. As you can imagine, I couldn't get away with anything.

Although summer seemed short to us, our parents were always ready for us to return to school. Back to school shopping started early. I had to try on all my old clothes to see if they still fit and then it was trudging store to store for outfits and shoes. In my town in the 60s until 7th grade all of the girls were required to wear dresses. I wished I were a boy so I could wear pants. In 8th grade the rules changed and girls were allowed to wear the new popular style pantsuits. In 9th grade, we were allowed to wear denim jeans. Finally, I could sit on the floor and feel comfortable! And those mandatory one-piece gym uniforms! Not very attractive.

Each new year brought the anticipation of a new teacher, new books, and a new classroom. I looked forward to catching up with old friends and making new friends, but the first day back always tied my stomach in knots.

In my small town, I walked about 5 blocks to elementary school. Then when I got

cont. on page 23

The Portrait

by Wayne M. Bosman

I've been thinking about Mom. Specifically, about maybe having a portrait done of her. Which version of her is the question.

Definitely not the 104-year-old version. That would only show the worn and weakened one. The one who has lived so much and so long that time has become a fluid mystery instead of a march of even beats that one could even dance to. At this point, her eyes often have a pensive look and one can tell that she is thinking of someone long gone or something that happened so long ago that the details of the event require effort to reconstruct. When she speaks, it is clear that at times the reconstruction did not go well.

Names of people she has loved intermingling with those that she still does love, and my father and I are in one sentence, only to be replaced in the next by my grandchild and then my brother's stepson, but it is still the same story being told. No. A portrait of the 104-year-old Mom would not be fair to her memory.

How about how she was when I was a child? With four sons and a daughter, she was always busy with something, yet I can picture her sitting at the telephone table talking to her mother. We would time their calls by how many TV shows it took. I loved sitting in the kitchen after drying dishes talking to her about everything and anything. Those years are a blur to me now, and it would be hard to capture one image for a true portrait. Any pictures of those times would also have Dad in them, as they were very much a team. Before my siblings and I arrived, Mom was still the same person, she just wasn't "Mom" yet.

I have seen pictures of her from her high school years when you could see the first glimpses of the beautiful woman and person she would become. She had a wholesome beauty and the same eyes and smile that showed up in her pictures as a toddler. Part of the portrait is definitely from those years. But not all.

I've seen those eyes looking back. The years fall away when she tells the story of meeting Dad.

Her best friend, Margie, didn't approve of him at first because he drove too fast. Mom was smitten. He was tall and good looking. He smoked a pipe, just like her father. Mom's eyes are young again when she talks about those early years, watching Dad pitch in semi-pro softball games and going fishing with him out at the lake.

I can see pictures of her driving the tractor digging the basement for the house that she has lived in for almost 80 years. She shakes her head. "Can you imagine me driving a tractor?" Of course, we all can.

She has been doing what needed to be done for her whole life. When Dad opened the monument business, she became the bookkeeper and salesperson. She spent countless hours on the telephone comforting widows, some of whom would still be calling her 20 years later just to talk. She visited the old people at nursing homes, never seeming to notice that the people she was visiting were younger than she was. She attended funerals of her friends, and eventually of her friends' children. She buried children and grandchildren of her own.

So, the portrait. Life isn't really made for portraits, is it?

Just as a drop of water is part of a wave and a wave is part of an ocean, we can't separate out one moment from a life and then say "This is that person." As my Irish forbears would say, "It is, but it isn't."

- © Wayne M. Bosman is a retired auto mechanic living in Cape Carteret, NC. His email is wbosman1@gmail.com.

Sebring

Building Harmony

by Jeff Cappis

The Road of Destiny

There is a 5 mile stretch of road that runs past our acreage and on to the destiny of our neighborhood. It's a gravel road and it is well kept. I call it destiny because there is always something happening down that road and it connects us all. It's where most country people meet. It's also where Cathy and I have many of our adventures.

Just down the way is the old fire hall. It hasn't been used as a fire hall in quite some time. Lately though, a group of guys have been using it for community work. As part of a government program, these guys clear deadfall, provide firewood and do general work for hire. Most are challenged in some way and are looked after by a guy named Sam. (Sam should get a medal for what these guys put him through). About 8 or 9 in all, we often see them going down the road in their big van, waving to everybody they pass. We often run across them piling wood around the firehouse when we go for walks. They like my dog, Pudge. They actually stop stacking and hitting each other with firewood, just to say "hi" to him. Over and over again, eight or nine guys all saying "Hi Pudgey!" and waving until we're out of ear shot. They are a colorful and amusing lot.

Next to them is our neighbor Renee. He's French and a retired air force pilot. A better buddy you could never ask for, but I keep an eye on him around my women folk. He's a large 6'6" man with very big mittens and light blue eyes. He also knows how to build weapons out of household goods. For that reason alone, I'm very nice to him. Being retired, he fills his days with his quad and his chain saw. I think he's determined to build the world's largest fire wood collection. He's always bragging about how much bigger his pile is than mine.

Next to Renee are the Andolinis. Mr. Andolini and his wife spend 6 months of the year here. The rest of the year they spend in Europe, where their family is from. They are very much into building ponds and massive landscaping projects. This puts them at odds with the environmentalists in the neighborhood who say it affects the moose migration in the area. I was skeptical about this until one morning...

Cathy, Pudge and I were driving down the road in my Jeep. The road was slippery and I was trying to drive cautiously when all of a sudden, a moose ran out from the Andolini's property. (I guess the landscaping had changed their migration route- across the road!) I hit the brakes, but we just slid. Somehow, we missed the moose, but just then another one came running out and wasn't so lucky.

It hit my fender, then, flipped upside down on the hood! It was surreal. There we were, sliding down the road with a scared moose on our hood! Renee couldn't believe his eyes as we passed his property and promptly raced after us on his quad. The guys at the fire station all stopped working and hollered "hi Pudgey!" as we slid by. None of them seemed to notice the moose.

Finally, we stopped. The moose slid off the hood, gave itself a shake (and us a dirty look), then trotted off into the bush. Renee, the guys, the Andolinis and even the moose, we all had a piece of the adventure that day, and why not? It's our road.

- © Jeff Cappis 2025 jeccappis@telus.net



Crafty Quilters
13221 US Hwy 98
Sebring, FL 33876
863-658-2148
www.craftyquiltersfl.com

JANOME
Reliability by Design

Janome Sales and Service
Longarm Services

Fabric, Notions, Classes, & Sew Much More

Please join us live on Wednesdays at 7pm. We share new items plus we show our newest projects. We have fun and we would love for you to come on in and say Hi.

A Little Creativity Can Spark BIG Ideas!

 **NationalSewingMonth.org**
SEPTEMBER

Your Quilting & Sewing Destination!

Heartfelt Quilting & Sewing

www.heartfeltquilting.com

Fabrics • Classes • Books • Patterns
Sewing Machines Sales & Service
Longarm Quilting Machines

Long Arm Classes, Beyond Basic Sewing
Classes and Garment Classes.

1120 6th St. SW
Winter Haven, FL

863-299-3080
Tues - Sat 10am - 4pm
Closed Sun & Mon

PATRICIA ROBERTS, OWNER

JANOME
Handi Quilter

Meg's Quilt Cottage

HERE WE GROW AGAIN!

• MORE ROOM!
• MORE FABRIC!
• MORE FUN!

WATCH FOR THE OPENING OF OUR NEW SPACE IN NOVEMBER!

NEW HOURS! Mon-Fri 9-4 and Sat 9-2
1222 Josephine Ct., • Sebring, FL 33875

We accept Checks, Cash & Zelle

Find us on  Meg's Custom Quilting

STILL \$11/yard on OVER 2500+ Bolts in Stock

Moda, Northcott, QT, Blank, Free Spirit, Michael Miller and more!

2 Computerized Handi-Quilters Providing Long Arm Services

919-603-4680

Brooksville, Plant City

Tues-Fri 10am to 4pm
Sat 10am to 3pm

352-796-0011
www.nanasquiltshop.com

Nana's Quilt Shop

18851 Cortez Blvd • Brooksville, FL 34601

Authorized APQS Dealer • Authorized Brother Dealer
Authorized Brother Service Center

- Over 2000 Bolts of 100% Cotton Fabrics, Patterns, Books, Notions & much more
- Long-Arm quilting service on-site
- Super low prices on all Brother Sewing & Embroidery Machines
- Check out our website for classes & events

Bring this ad in and receive
20% OFF
Entire Purchase!
(Excludes machines and service.)
Expires October 31, 2025



David, Amy and Rachel during her recent visit home.

Grace when we went to see her in Athens.

A Cup of Tea with Lydia

Recipe to Pamper Guests

by Lydia E. Harris

"I feel so pampered," my friend said as she lingered over tea at my dining room table." Another time, a friend commented, "I feel elegant," as she sat at my teacart draped with blue tablecloth and placed beside the cozy fire. Since she was dressed casually in slacks and a turtleneck, I knew she wasn't referring to her attire.



These comments made me wonder, What makes guests feel pampered? Based on my experiences and responses from fellow tea-sippers, here's my recipe to pamper guests.

1. PREPARE a lovely setting. Wherever you serve tea, a prepared place makes guests feel welcome. Tablecloths, colorful napkins, china teacups, nice silverware, a pretty teapot, glowing candles, and background music create a welcoming ambiance. The setting doesn't have to be stuffy, fluffy, or formal; it can be casual and homey. (Just something more than teabags and mugs of hot water.) What easy ideas do you have to create a lovely tea setting to welcome others for tea?
2. ADD delicious foods. A variety of tasty foods in different colors, shapes, and textures makes guests feel special. If possible, prepare them beforehand, and serve them attractively. Or, if serving only scones and tea, select a special tea blend and serve the scones warm. If you know your guests' favorite foods, include them. Also, respect guests' dietary needs. My neighbor emailed she was dieting and didn't want much. I set out a miniature three-tier silver tray with dainty foods. She nibbled a few tidbits and said, "This was perfect."
3. SPRINKLE in special touches. Pamper guests by using doilies, place cards, napkin rings, and perhaps a homemade menu. You could also include a small surprise at each place setting such as a long-stemmed rose, a decadent truffle, or a pretty teaspoon. I keep inexpensive gifts on hand for this purpose. When one friend came to tea and saw the lovely setting, she burst into tears and asked, "For me? No one has done something special like this for me before."
4. BLEND in listening ears. In the busyness of life, people appreciate someone who listens, cares, and accepts them without trying to fix them. Uplifting, meaningful conversation from the heart and perhaps offering to pray for them makes guests sense they are loved. Laughter, when appropriate, adds cheer.
5. INCLUDE a heaping portion of time. Sharing your time makes others feel valued. You've already spent time preparing. Now create a relaxed atmosphere while sipping tea. "You acted as though you had all the time in the world for me," one guest said. If possible, invite people when you have several hours for a leisurely teatime, because love is spelled "T-I-M-E."
6. SERVE with a hospitable heart.

Welcome guests at the door. Serve them graciously, attending to their needs, such as asking, "Could I pour you another cup of tea?" Later, when they are leaving, walk them to their cars and thank them for coming.

Early fall is a great time to plan a teatime to celebrate Grandparent's Day (September 7) or back to school. The cheery fall colors of orange and gold will create a welcoming ambiance for family or friends. Whatever the theme or focus, guests will remember how we made them feel much longer than they'll remember what we served. So, let's combine these ingre-TEA-ents and pamper family and friends over a cuppa' tea.

Happy fall, y'all!

© Lydia E. Harris is a tea enthusiast and the author of three books for grandparents: GRAND Moments: Devotions Inspired by Grandkids, In the Kitchen with Grandma: Stirring Up Tasty Memories Together, and Preparing My Heart for Grandparenting.

Scrap & Sew

16541 Pointe Village Dr. • Suite 108 • Lutz, FL

(Conveniently located near the Suncoast Pkwy & S.R. 54)

M-F 10-6 SAT. 10-5 • 813-749-0888 • www.scrapandsew.com




Quality Quilt Shop Fabrics
Notions & Patterns
Classes / Private Lessons
Embroidery Software
Software Training
Online Store

mySewnet is NOW creativate™

Introducing the NEW

PFAFF expression embroidery & sewing machines



#1 Dealership in Southern US! Sewing Machine Sales & Service

PFAFF Perfection starts here.™

Husqvarna VIKING



Featuring Creative Icon 2 and Designer Epic 3



Welcome Viking Sewing Gallery Customers!



Your Service Maintenance Agreement Contracts are honored by Scrap & Sew for service and repair needs. Our Husqvarna Viking Certified Repair team is ready to assist you. Call to schedule an appointment.

Your creative icon™ 2 is now available.



Repair Service Available on Most Machine Brands!

PFAFF and Viking Certified Technician. Call for appt. today!

Scrap & Sew

Present this Coupon and Save

10% OFF ENTIRE PURCHASE!

Valid ONLY IN SEPT/OCT 2025

(excludes services, repairs, classes, sewing machines, creativate memberships)

Shop our website for fabric, classes, machines and creative embroidery software memberships with this QR Code!



Quilt Ambition 635



Passport 3.0 the quilter's traveling companion



Onyx 30



VISIT SOON - FALL, HALLOWEEN AND CHRISTMAS FABRIC ARRIVING DAILY

BERNINA made to create

baby lock FOR THE LOVE OF SEWING

brother at your side

ARROW SEWING FURNITURE

KANGAROO sewing furniture

813-704-4867 REGULAR SHOP HOURS: Mon. - Sat. 10-4; Sun. Closed

Authorized Brother Reseller & Service Center
Kimberbell / Arrow / Kangaroo Sewing Cabinets
Tilda Fabrics / Stacie SewNSew

Inspire! Quilting Sewing

101 N Collins Street
Plant City, Florida
inspirefabrics.com

Clearwater, Palm Harbor, Riverview, St. Petersburg

CREATIVE CRAFTS GUILD presents the
2025 ANNUAL ARTS & CRAFTS
Holiday Show Nov. 21-22
 Fri & Sat 9-3 each day

The Lutheran Church of The Resurrection
 1555 Windmill Point Rd. • Palm Harbor, FL 34685

FREE Admission & Parking • Handmade Crafts Inside & Outside
 Refreshments Available for Purchase

Please bring a canned good for donation

For Vendor Information Contact
 jaruby@verizon.net or viv2741@gmail.com

Follow us at:
 facebook.com/CreativeCraftsGuildFL

Fabric Smart

Fabric and Notions for Sewing & Quilting.
 Welcome Jo-Ann Shoppers!

Proudly Serving our Diverse Creative Community for 10 Years!

Professional Service with a Smile!
 6798 Crosswinds Drive N., Suite C101
 St. Petersburg, FL 33710
 Easy access from I-275, Exit for 22nd Ave. N. & go west, one block S. of Tyrone Mall

Also shop online - etsy.com/shop/fabricsmart

727-914-8850
 Mon-Sat, 10 am to 5 pm | Sun, Noon to 5 pm

Piecemakers Quilt Guild of Brandon
QUILT SHOW 2025
TREASURE TROVE OF QUILTS

October 10 & 11
 Fri. & Sat. 9am - 4pm

The Regent
 6437 Watson Rd
 Riverview, FL 33578

QUILT SHOW features:
 • Judged Quilts on display
 • Boutique with gift items
 • Gift Basket Drawings
 • Books & magazines
 • Silent Auctions
 • Vendors

Opportunity Quilt "Star Struck"

ADMISSION \$10/DAY BUSES WELCOME!

info@brandonpiecemakers.org

Cafeteria Prophecy by Kerri Habben Bosman

The old saying "Many a true word is said in jest," came true in a special way for me. For that I am extremely grateful.

But first, I must set the stage. It begins with the cafeteria my family and I went to for many years. K&W Cafeteria is a regional business begun in 1935 and is still in existence today, although only a few remain. The effects of pandemic were not kind to this breed of restaurant, and much of the cafeteria business now leans more into the catering industry.

When I was growing up, however, there was a K&W a few miles from our house. It was often where we'd go out to eat. Of course, these were the days this was more of a special occasion than a regular occurrence. We'd get dressed up to go, and dining somewhere other than home seemed both comfortable and exotic all at the same time.

I loved the K&W. There was the tantalizing aroma of the food as you walked in. During the wait in the sometimes long line, I would think about what I wanted and ponder trying something new. Yet, I almost always got the chicken and dumplings, green beans, and chocolate crème pie for dessert.

All of the choices spread out was stunning to see, but ultimately the K&W's charm was more about the servers themselves. There they were over steaming plates of food, but they still usually ladled out a "here you go, sugar" or "you enjoy that, honey."

I am not sure how this happened with it being a cafeteria, but once in a while we brought food home. Both my grandfather and great-aunt were both in wheelchairs, and they'd let us skip the line to get them settled at the table. I especially loved the times I was the one to deliver their food to them. At any rate, somehow we ended up with table knife engraved with K&W.

So, at last, we cut to the heart of this article. The K&W knife that foretold my future. That assertion might be a little fanciful on my part, but this is my story and I'm sticking to it.

For many of my single years, nearly every time I took that knife out of the drawer, I would say to my mother that I needed to find a man whose name started with "W." Our dates would be to the K&W. Each visit we could acquire a fork here, a spoon there, and by the time we married, we'd have a full set of our own personalized silverware. For nearly two decades I didn't date anyone because somehow no one ever compelled me enough. In another time I would have been called a "spinster." So, my knife joke was a nod to my inner hope that one day the right person would come along, and I would recognize him when he did.

I want to assure you that I did not choose Wayne just because his name begins with a "W." In fact, I didn't even know his name when I first saw the gentleness in his eyes and the warmth of his smile. And my intuition kicked in at the right time, just as I'd hoped.

After six years together and just celebrating our fifth wedding anniversary, we still have our very own personalized knife.

The rest of the prophecy didn't come to pass. One, we are not kleptomaniacs. And two, we never really "dated" at all. We sensed the most vital trait within each other—we both love with the same devotion and focus. With that awareness, we quickly melded into the loveliness of ordinary days spent together and with family.

And, actually, we have never eaten together at a K&W.

— © 2025 Kerri Habben Bosman is a writer living in Cape Carteret, NC. Her email is 913jeves@gmail.com.



Quilt Show

Quilting Under the Palms 2025 Quilt Show

Fri. Oct 24, 9-4 . Sat. Oct 25, 9-3

Countryside Rec Center. 2640 Sabal Springs Dr. Clearwater, FL

- Credit cards accepted by our vendors & gift shop
- Over 200 beautiful quilts *traditional to contemporary*
- * Door Prizes * Group Quilt * Gift Baskets*
- Including a Featherweight Sewing Machine
- *Plenty of free parking * Bus tours welcome*

Daily Admission \$10, Multi-Day \$15

Find us on Facebook at Quilter's Crossing Inc.

www.quilterscrossingguild.org

Happy Grandparents Day
 Sunday, September 7

See what's new this Fall!

Tell your favorite shop that you saw them in

The Florida Register!

SHOP 'TIL YOU DROP!

TRICK OR TREAT

Englewood, Labelle, Port Charlotte, Punta Gorda

White Daisy QUILT SHOP

Fabric | Notions | Kits | Classes | Tours

Mon-Fri 10-5 | Sat 9-3 | 941-347-8189
 thewhitedaisyquiltshop.com

Towles Plaza | 2705 Tamiami Trail | Punta Gorda, FL 33950

Ask during your visit or check our website for class schedules, events and to sign up for our newsletter!

DISCONNECTED PIECERS QUILT GUILD
 2026 QUILT SHOW
 'A Gathering of Quilts'

Charlotte Harbor Event & Conference Center
 75 Taylor Street
 Punta Gorda, FL 33950

FEB 13 9am-5pm
 FEB 14 9am-4pm

General Info: DPGQ-quiltshow@gmail.com
 Website: dpgqinc.com

Background quilt pattern "Pink Lady" by Margaret Lo Bianco
 www.margaretlobiancoquilts.com

Special Exhibits:
 Featured Quilter - Jamie Scully
 2024 Quilt Show Challenge
 Quilts of Valor
 Pyrene Cases For Smiles
 Calaver & Knife Sharpening
 Quilt Cafe

From the QR Code to Purchase tickets on-line
 Advance purchase ticket holders will get their tickets 15 min early!

CEDAR VALLEY CRAFTS
 Handmade with Heart

Your local quilt and fabric shop in beautiful SW Florida.
Englewood's ONLY Quilt & Fabric Shop!

- Cross-Stitch and Embroidery Kits and Floss
- We carry Sullivans Floss • Pre-Cuts & Patterns
- Professional Quilt Finishing
- Amish Quilts and handmade gifts ready for pickup.

232 N. Indiana Ave., Englewood, FL
 Mon 10-3, Tues-Fri 10-6, Sat 10-3, Sun Closed
 941-681-2313
 www.cedarvalleycrafts.com
 cedarvalleycraftsFL@gmail.com

Quilting Retreat House

SWFL only Private Retreat House. Relax, craft at your leisure with your closest friends.

Courtesy of Naples Scrappers

Crafting Space with twelve tables/Chairs
 Full Kitchen / Dining Room
 3 bedrooms/2 bath sleeps 12
 Swim Spa/Hot Tub: Bring suits and favorite beverages
 Ponds/Canal—birds eye view

Owners Becky and Jerry

Certified Massage therapist available with advance notice.

www.floridacraftretreat.com
 Punta Gorda, FL
 Reservations:
 361-739-8875
 Email:
 Jerry@floridacraftretreat.com

KITS BY CARLA

3810 Fort Denard Road, Labelle, FL 33935
 802-377-0361
 kitsbycarla.com

Quilter's Getaway

An all inclusive retreat for max 6 quilters

Fully Equipped Studio
 Located along the Caloosahatchee River
 Delicious and Nutritious Home Cooked Meals
 Three Guest Suites

Charlotte Sewing Studio
 My Favorite Sewing Store!

PFAFF Husqvarna VIKING BERNINA

1109 Tamiami Trail
 Port Charlotte, Florida 33953
 941.235.3555 • www.CharlotteSewingStudio.com
 Hours: Mon-Fri 9:30am to 5pm & Sat 9:30am to 3pm

Charlotte Sewing Studio is proud to be a Singer, Pfaff, BERNINA and Husqvarna Viking dealer offering machine sales & service.

- Large selection of sewing accessories, notions, quilting and garment fabric. Over 2000 bolts of fabric in stock.
- Certified service center, with experienced technicians who work on all makes & models.
- Offering extensive guide classes, along with creative project classes.
- Large variety of classes, taught by outstanding education specialists, that are designed to be informative, fun and easy!
- We share tips that will increase your sewing success, along with helpful hints and suggestions to spark your creativity!

Fabric by Moda, Hoffman, Benartex, Timeless Treasures, Andover, Island Batik, South Sea Imports & More

Sewing Notions & Clubs
 Classes: Sewing, Quilting, Machines, Specialty, Software, Garment Construction and others
 Sewing Machine Repairs by Service Appointments

Now offering Longarm Quilting Services

Thank you for voting us The Best Sewing Studio in Charlotte County!

Amy, Grace, Matthew and Rachel car selfie!

Jacksonville, Orange Park

Autumn, cont. from page 4

In extreme temperatures, our parents just might let us sleep in their room with the window air conditioner, after we promised to go right to sleep. Sometimes on a rare occasion, we were allowed to sleep in the living room where we had a new Westinghouse window air conditioner that cooled the entire living and dining room. We thought we were rich!

Most of our friends were in the same boat, only having a fan or small window air conditioner. It was rare to visit home with central air back then. If one of our friends had central air conditioning, we thought they were millionaires.

By the time morning came around and we had slept in our hot rooms, our hair would be damp and looked like Bozo the Clown. Those days my mom had to put my hair up in a ponytail for school. Schools were hot back then too but thank goodness my school, #82 had 2 sets of wall to wall windows in each classroom that could be opened. Sometimes, if we were lucky, only sometimes, our teacher would bring a fan in from home.

This Indiana heat would continue well into October where some other parts of the country were already getting snow. Needless to say, when the cooler temps came, most of us were thrilled. I was especially happy when bedtime was not so miserable. So, I have declared autumn my favorite season where you can leave the windows open, feel a cool breeze and go back to sleeping at the head of your bed.

© 2025 Tammy Page writes from her family farm in Indiana. When not helping her husband with farm chores, she loves scoring a great collectible at an antique or multi-dealer shop and spoiling her children and grands.



Miss D's Quilts

Where you always feel welcomed!

8,000+ sq. ft. and 1,000's of bolts... there's something for everyone!

305 St. Johns Ave. Palatka, FL 32177

386-385-5678

Mon-Fri 10-5:30 • Sat 9-4

- Featuring an excellent selection of Batiks, Orientals, blenders & collections
- Embroidery classes throughout the month
- Machine Rental available, \$15 per hr
- Quilts of Valor, every 1st Thursday

Come See Us for Great Deals on Handi Quilters! We are a full service dealer.



Hands-on HQ Instructor led classes for beginning to advanced for free motion and Pro-Stitcher.



Handi Quilter OFFICIAL RETAILER

No set up charge for new machines.

Pro-Stitcher

EMBROIDERY CLUB
1st weekend of the month

SERGER CLUB
2nd weekend of the month

3-Day Handi Quilter Event at the Jax Quilt Show SEPT. 18-19-20

Miss D's is excited to offer this special 3-day Handi Quilter training with National Educators Mary Beth & Iris.

This hands on learning event will have only 2 people per machine, Amara 20 with Pro-Stitcher.



Register for this class NOW! Please contact Miss D's Quilts at 386-385-5678 or Missd@missdsquilts.com

Come Learn & Create with Miss D's!



CALICO STATION

We create fun

North Florida's Largest Baby Lock Retailer! Authorized Repair Center

- 20% OFF ALL FABRIC!
- Sewing Furniture
- Repair & Service on ALL Brands of Machines

Quilting Services Custom/Computerized Over 500+ Designs!

Certified Baby Lock & Brother Technicians on Staff Authorized Dealer for: Baby Lock • OESD Dealer Exclusive Shop: Kimberbell Designs

WE BEAT ANY DEALER PRICES



1857 Wells Rd. • Orange Park, FL 32073 • 904-269-6911 info@calicostation.com • www.calicostation.com

Hours: Sunday 12-4 • Mon Closed • Tuesday - Saturday 10-5

creativate™

We offer creativate Premium Software!



Baby Lock Radiance: where innovation meets excellence!

Miss D's has great offers for previously loved machines: sergers and long-arms. All well maintained and reasonably priced.

Baby Lock, Viking and Handi Quilter certified technician on staff!



baby lock

FOR THE LOVE OF SEWING

Husqvarna VIKING

Handi Quilter®



Visit Facebook for daily/weekly specials • www.missdsquilts.com

Daytona Beach, Edgewater, Holly Hill

The Sewing Garret
 We are all about knowing when it comes to sewing!
 Receive 15% OFF your purchase when you present this coupon
 386-767-3545 • www.sewinggarret.com • sales@sewinggarret.com
 949 Beville Rd, Bldg B • Daytona Beach, FL 32119
 Tues. - Thurs. 9 - 5:30 • Fri. 9 - 5 • Sat. 9 - 2

Seaside Sewing & Quilts
 Offering long arm services, stock fabrics and notions to make your quilt life more enjoyable.
 3693 S. US Hwy 1 • Edgewater, FL 32141
 Tues-Fri 10-2
 386-402-8995 • www.seasidesewingandquilts.com

The Sew 'N Quilt Co
 We are Your Authorized Dealer for:
 3,700 sq. ft. filled with 3,100+ Bolts of Quality Fabric!
 • Kimberbell/OESD Certified Store
 • Long Arm Machine Quilting Services
 • Beautiful Selection of Batiks
 • Classes
 1585 N. Nova Rd • Holly Hill, FL 32117
 Less than 4 miles off I-95 • Quilters' Bus Tours Welcomed
 Mon-Fri 10-5 • Sat 10-3 386-310-7070
 SHOP ONLINE ANYTIME AT www.thesewnquiltco.com

Life on My Farm - Breezy Manor

Thankful for Fall
 by Donna Jo Copeland, farmeress
 "Beyond the purple hazy seas
 Of summer's utmost mysteries
 There lies a land long lost to me
 The land of 'used to be..."
 Written by James Whitcomb Riley over a century ago, the poem memorized in the 5th grade, come alive for me every late summer.
 Especially so now that I'm 75, sipping iced tea on hot afternoons the long-ago days bring smiles. Late summer, early fall for country kids were filled with simple pleasures, and chores of course.
 Not idleness as garden produce needed canned, hay baled, fences repaired, getting ready for the coming winter. And then there was school starting the day after Labor Day. Gosh the summers went by quickly.
 City kids just don't understand the magic of quiet, crickets, lightning bugs, soft breezes. Sadly, with the isolation and technology of today, few people embrace simple farm life, live the magic.
 The air and sky at summers end change. Cornflower blue carries white fluffy clouds on the horizon. A hint of damp leaves begins to waft on evening breezes. Even the sunshine is softer, more golden.
 In this crazy unsure world, my wee farm is my refuge, my magic place. I can lose myself in caring, watching my animals. Always lots of fiber work needing done. The looms and spinning wheels isolate me from the chaos.
 The sheep are newly sheared and now their fleeces need processed. Goats and bunnies will be sheared one more time. Fences need checked. House and barn need attention. And this year I have some late chicks...brooder house to be repaired and varmint proof.
 As I have Fall shows and the Wool Shed is open until Christmas, woolen goods need to be made for sale. Looms and spinning wheels will hum, dyespots simmer. And I am so thankful the brutal heat of summer has eased. I love working in jeans and flannel shirts. It's my fashion statement.
 As much as I love to spin and weave, rug hooking has claimed the top spot for now. Finding new ways to incorporate wool, different fabrics, textures in my designs. For me my hooking has very few rules, let's me experiment, combining techniques. My very soul is excited when I work with wools produced right here. The Wool production team seems proud too.
 Pride in things made from your own realm, well made, sustainably produced, honoring the planet, caring for Mother Nature. We all should find a path, a way to make, do, and be proud. Be kinder to ourselves, the planet, each other.
 Remember the hippie motto: Peace, Love.
 Maybe I'm regressing, Might even dig my old bell bottom jeans, sandals (remember Dr Schools wood sandals, I still have mine) tie dye shirt out and wear. Who knows what I might find in the back of the closet or North room? Mysteries?? Memories?
 Let's make this fall season one of love, peace, mystery, thankfulness. Be a little more tolerant, more caring. Find a creative outlet, maybe rug hooking. Wool has that awesome ability to soothe, calm, connect with other wool users. And then there are those wonderful sheep, their gentle eyes and that luscious fleece.

© 2025 - Donna Jo Copeland writes from her farm, Breezy Manor, Mooresville, Indiana where she tends her flock and creates art from the wool. Being the 14th generation of farm owner/operator, Donna Jo brings alive the struggles of farm life.

From Breezy Manor Recipe File

Mom's Apple Dumplings
 Make your favorite pie crust. Roll into a rectangle, cut into 3x5 rectangles. Butter each piece.
 Peel and core 2 or 3 apples, cut into 4 or 6 slices. Put a slice on each dough piece, liberally sprinkle cinnamon sugar. Roll up, place in greased 9x13 pan. When all dumplings are made, sprinkle brown sugar over them, add about 1 cup of water. Bake at 350 for about 45 minutes. Serve with homemade ice cream.
 *Submitted by Donna Jo Copeland, Farmeress at Breezy Manor Farm.
 See her article in this edition for what's happening on her farm.



To order one of Liz Ball's Hidden Treasures books (1100-1800 hidden items per book) send a check for \$6.96 (plus \$3.75 shipping) to: Hidden Pictures, Box 1460, Cleveland, GA, 30528 or order online at www.hiddenpicturepuzzles.com.



Melbourne, Sebastian and Online

SEASIDE PIECEMAKERS QUILT SHOW 2026
 THE ARTISTRY of Quilts
 FEBRUARY 27 & 28, 2026
 FRIDAY 10AM-5PM & SATURDAY 10AM-4PM
 Melbourne Auditorium - 625 Hibiscus Ave, Melbourne, FL 32901
 HUNDREDS OF QUILTS
 BOUTIQUE & VENDORS
 SILENT AUCTION
 FREE PARKING
 Buy Tickets at www.seasidepiecemakers.com/quilt-show
 SPECIAL ARTIST EXHIBIT
 National Award Winning Quilter
 KESTREL MICHAUD

Three Crafty Ladies
 Specializing in Island Inspired Quilting & Craft Supplies Since 1973
 Exclusively Tropical Themed!
 Fabric by the Yard, Quilting Kits, Local Cross Stitch, Beads, Craft Supplies
 Info@ThreeCraftyLadies.com (941) 882-0212

School Memories, cont. from pg. 14

old enough, nine or ten I believe, I was allowed to ride my bike. Actually, it was my sister's hand-me-down bike, but I was glad to have a set of wheels.
 After school, my girlfriend and I would stop at a local gas station/store on our way home if we had a few pennies in our pocket. We would get penny candy to eat to tide us over until supper. And bottles of soda pop were taken from a large cooler with a sliding lid and a cap opener in the front.
 For the most part, I liked school, especially the year I was old enough to get my driver's permit. I didn't have my own car, but lucky for me my siblings were out of the house by then and I could use the family car, with permission of course, when I really wanted to go somewhere.
 High school brought school dances, evening football games and other sports, my first real boyfriend, and then on to college. While exciting, college had its own ups and downs. Finding and buying my textbooks was stressful the first few times. Finding the right building and classroom and being able to get to the next class clear across campus on time was nerve-wracking. Keeping my grades up so my parents would continue to pay my tuition always hung over my head. When my grades dropped one term, finding a job to help me pay my own tuition was an experience. And then there was juggling my time between campus life and studying while living at home.
 Wow! Sometimes, I'm amazed I survived my school years, but when you're young you don't let anything stand in your way. Hopefully you're fondly thinking of some of the things you did in school right now. Maybe this walk down memory lane will prompt you to pick up the phone and call an old school friend to share a memory or just to say hello and reminisce.
 - © Judy Sharer is the author of a historical Civil War era romance series titled A Plains Life, published by The Wild Rose Press. Book One, Settler's Life, Book Two, Second Chance Life, Book Three, Civil War Life and Book Four, Love Challenged Life are available wherever on-line books and eBooks are sold. Look for her newest title Secrets in Room Four coming this winter. Visit Judy's website for more details. judysharp.com



brother at your side **baby lock FOR THE LOVE OF SEWING** **JANOME Reliability by Design**

quilts and lace where it's always a... Sweet Time Quilting
 7720 N Wickham Rd (#111) Melbourne, FL 32940
 321-622-8602 www.quiltsandlace.com
 Hours: MON: 10-5, TUES: 10-7, WED-FRI: 10-5, SAT: 10-4, SUN: CLOSED

Sweet Time Quilting
 11638 US-1 • Sebastian, FL 32958
 772-388-1700 www.sweettimequilting.com
 Hours: MON-FRI: 9-4, SAT: 9-3, SUN: CLOSED

KimberBell Comfort & Joy
 October 24-25, 2025
 • Melbourne Location •
 Virtual Option also available!
 Don't miss this 2-Day spectacular event!

Sweet Time Quilting - Sebastian Location Only
 20 Percent OFF Any 1 Item or Yard+ of Regular Priced Fabric!
 Excludes Machines, Software, Classes, Furniture & Services
 One Per Customer - One Time Use Only - Valid at Sebastian Location Only
 Expires 10/31/2025

Come Join us for Beth's SWEET RETREAT September 27-28, 2025 Melbourne Location

Greenacres, Port St. Lucie, West Palm Beach

The Quilted Peacock
"God sew loved the World"

Specialty Fabrics
Quilting & Sewing Fabrics
Notions, Patterns & Threads

In Person Shopping by Appointment
and Shop Online at
www.thequiltedpeacock.net

3890 Shawnee Ave. • West Palm Beach, FL 33409
561-596-3852

Quilt a Bit

FULL SERVICE QUILT SHOP

561-304-7211 • www.QuiltABit.com
2914 Jog Road, Greenacres, FL 33467
(NE corner of 10th Ave & Jog Road in Barclay Square Plaza)

- Quality Cotton, Beautiful Batiks, Wool, Fat Quarters, Kits, Patterns, Books, Notions
- Longarm Quilting Services Available
- Classes in our NEW Larger Classroom
- Come in and see our large (110+) collection of Wide Back Fabric

HOURLS:
Mon-Fri 9am to 5pm
Sat 9am to 4pm
Closed Sunday

Find us on

From Lydia's Recipe File
Chicken-Cashew Salad*

Ingredients: 2 cups cooked chicken, cubed; 1/2 cup chopped celery; 3/4 cup pineapple chunks, drained; 3/4 cup grapes, cut in half; 1/2 cup chopped water chestnuts (optional); 1/2 cup mayonnaise; 1 teaspoon soy sauce; 1 teaspoon curry powder or to taste; 1/2 cup cashews

Directions:
1. In a large bowl, combine chicken, celery, pineapple chunks, grapes, and water chestnuts.
2. In a small bowl, combine mayonnaise, soy sauce, and curry powder to make the dressing.
3. Spoon dressing over the chicken mixture and stir until evenly coated.
5. Chill. When ready to serve, garnish with cashews.

Serving suggestion: Place individual servings of salad on a lettuce leaf or in the center of a cantaloupe slice. Serve with a croissant and fresh fruit on the side. Makes about 6 servings.

* Modified from a recipe previously served at Elizabeth and Alexander's English Tea Room in Bothell, Washington

Pincushion Pal

A Journey to Create Custom Pincushions *by Lesley Storts*

Are you an antique or thrifting enthusiast? When you hit the store, do you have something special in mind? As a long-time maker of pincushions, especially salt cellar pincushions, I'm always on the lookout for special pieces of glass. While looking for salts (salt cellars), I have come across so many small dishes and vessels that fit into the palm of your hand. After mastering making salt cellar pincushions, my daughter and I began collecting other pieces of glass or small dishes. We would find various pieces interesting, add them to the pile, and bring them home.

The origin of the pincushion pal starts with a wayward ceramic dish. I cannot remember who found the dish, but it was me that decided to make something with it. My daughter was in college but would still weigh in helping decide the best use of the dish. We both agreed that it was worth trying to make it into a pincushion. I happened to have a spool of Aurifil thread by my workspace and it fit perfectly into one of the holes. It was so cute and functional once I finished it!

I decided it would be fun to look for more of the dishes and that is when I discovered what the original purpose of the ceramic was - a condiment base for salt, pepper, sugar or whatever you wanted to put in the little jar. My base was missing these important elements, but it was not hard to find these sets while antiquing or a quick eBay search once I knew the correct search terms. Most of these sets were stamped with "made in Japan" or "made in occupied Japan" on the bottom. So, the mystery sets also came with a history lesson. I quickly discovered that sourcing the dishes was going to be difficult for several reasons: expense, limited supply and the casting off of the other parts of the set.

I thought about the dishes for a bit of time and decided that someone, somewhere could help me make something similar. When raising my kids, we would occasionally go to a ceramic shop to paint and decorate a dish, then the shop would fire it and we would pick it up later. I knew those ceramic pieces were made in a mold. I called around to find someone who could make a mold and after several inquiries, I found a shop that could help. A Ceramic Shop, located in Columbus, Ohio, offers a wide variety of ceramic services. The gentleman that own the shop knew how to get a mold made. They took my original piece and sent it to an artist down around Cincinnati who made the mold. A Ceramic Shop then started making my molds. The ceramic shop kept an empty Aurifil spool and measures to try and ensure the smaller openings could accommodate the spool before they fire and harden the ceramic. I picked out glazes for the pieces and waited. When I got my first batch, I was so excited. The colors, the glaze finish, and beauty of these little pieces of ceramic made me so happy and met all of my expectations for creating pincushions. The variety of the glaze colors offers a unique and interesting way to complement all kinds of fabrics.

Pam's Fabric Nook
Quality Fabric and Notions

Almost 5,000 Bolts of Cotton and Batik fabrics in stock! Northcott, Studio E, In the Beginning, Michael Miller, P & B Textiles, Riley Blake, Robert Kaufman, Quilting Treasures, Andover Fabrics and more!

Authorized Dealer of **JANOME** Sewing Machines!

Tues-Fri 10am-4pm • Sat 10am-3pm • pamsfabricnook@gmail.com
www.PamsFabricNook.com

VISIT US AT
9024 S US Hwy 1 • Port St Lucie • 772-800-3019

Sign up for our newsletter on our website.

GIRLFRIEND WISDOM

KIND

Kindness is a type of behavior marked by acts of Generosity, or Concern for Others... without expecting praise, or reward in return.

Kindness holds special powers! It can improve relationships because it fosters trust and strengthens bonds between people. It enhances well-being. An act of kindness can boost our own happiness and feelings of joy. Kindness promotes empathy. It allows individuals to understand and share the feelings of others. As we change to another season and possibly change our daily schedules, it is an opportunity to change a few small things.

GIRLFRIEND WISDOM: Increase opportunities to be a little kinder each day. Life will be a little sweeter, relationships will become a little stronger, and more joy will enter your day! This wisdom comes from a perfect source: "So in everything you do, do unto others as you would have them do to you." Seems pretty simple that we would like people to be kind to us so that's what we should be to them!

Joy & Blessings, *Jody*

Girlfriend Wisdom is written and illustrated by Jody Houghton. Color files of this writing and artwork are available: www.JodyHoughtonDesigns.etsy.com

We named our creation the pincushion pal because it is a friend and companion to hand stitching. Over the years I've added pincushions to two or three holes depending on the fabrics I was using or a customer request. My mom was the first person to request all three holes be filled. She does a lot of handwork with wool and wanted to be able to load the pincushion for her various projects. I continue to make these as I work with different fabrics. After many years of making these little pincushions, I still enjoy the process.

You never know what you will find on your next antique shopping trip to inspire your next collections or perhaps a new project!

Lesley Storts is a long-term quilter, crafter and fiber/ textile artist. Part of her craft and fabric works include custom pincushions made in antique glass. Additionally, Lesley is a longarm quilter providing edge to edge and custom quilting. To learn more, visit her website: www.stortsmarket.com, find her on Instagram: [@stortsmarket](https://www.instagram.com/lesleystorts) or Etsy: [StortsMarket](https://www.etsy.com/shop/StortsMarket)

Estero

A TROPICAL RETREAT FOR CREATIVE SEWISTS
October 27th, 28th, & 29th

Sew Creative EXPO 2025
Another VIP Exclusive Experience from Flash Sew & Quilt

You will enjoy inspiring workshops with an All-Star lineup of Educators, exclusive use of top-tier machines, curated kits and gifts, and a sewing experience like no other.

Held at The **HYATT REGENCY Resort & Spa ESTERO, FL**

[Click Here to Learn More](#)

Shelly Fitzgerald
Bernina Educator

Joanne Leonard
Bernina Educator

Mitzy Barbee
LauraStar

Amanda Murphy
Bernina Expert

Rhonda Pierce Schmetz

Gail Yellen
Gail Patrice Designs

Adam Ratcliffe
Adam Sews

Sandra Swick
Bernina Educator

Kelly Williams
Bernina Educator

City Index & Map

Brooksville Page 16	Marianna..... Page 5
Chiefland Page 6	Mary Esther Page 4
Clearwater Page 18	Melbourne..... Page 23
Clermont..... Page 3	Milton..... Page 12
Crestview..... Page 4	Mount Dora..... Page 8
Crystal River Page 6	Ocala Page 6
Dade City Pgs. 11, 12	Orange Park Page 20
Daytona Beach Page 22	Palatka Page 21
DeFuniak Springs Page 5	Palm Harbor Page 18
DeLand..... Page 9	Panama City Page 5
Deltona Page 9	Pensacola..... Page 3
Edgewater..... Page 22	Plant City Page 16
Englewood..... Page 19	Port Charlotte Page 19
Estero Page 25	Port St. Lucie Page 24
Fruitland Park Page 7	Punta Gorda Page 19
Greenacres Page 24	Riverview Page 18
Holly Hill..... Page 22	Sebastian..... Page 23
Jacksonville Page 20	Sebring Page 15
Keystone Heights..... Page 6	St. Peterburg..... Page 18
Labelle Page 19	Umatilla..... Page 8
Lady Lake Pgs. 7, 10	West Melbourne..... Page 26
Lake City..... Page 6	West Palm Beach Page 24
Lake Wales..... Page 14	Winter Haven..... Page 14
Lakeland Page 13	
Leesburg..... Page 7	
Live Oak Page 6	
Lutz..... Page 17	
Maitland..... Page 10	

Alabama Page 5
Online Pgs. 3, 23
Shop Hop..... Page 8



Sew Much Fun

Florida's Most Creative Quilt Shop
and the Largest on the East Coast

Come in
and be
INSPIRED!

JUKI

HIGH QUALITY
DOMESTIC SEWING
MACHINES SINCE 1947

Authorized **Juki**
Dealer/Sewing
Center Service
on Site! Come
discover Juki
Home Sewing.

- Fabrics from Moda, Andover, Riley Blake, Tilda, Free Spirit, Wilmington & More!
- Threads from: Glide, Aurafil, and Wonderfil
- Long Arm Edge to Edge Quilting
- Repair and Machine Services
- Classes in our NEW Classroom
- Quilting and Garment Fabrics
 - Cork and Decor Fabrics
- Rope and Bag Making Supplies



MORE great things to come!!

"We're so grateful for the amazing support from our community. We've been absolutely blown away - you make everything possible! At Sew Much Fun, we now offer a variety of fun and creative classes, including our new Sneaker-Making Class! Sign up today on our website, or call. Don't forget to stop by and check out our huge selection of festive Halloween and Christmas fabrics - perfect for your next project. Thank you for being part of our Sew Much Fun Family!"

~ Beth & Kelley



SHOP 24/7 Online at
www.SewMuchFun321.com

2945 W. New Haven Ave.
W. Melbourne, FL

2 miles east of I-95 on Hwy 192 (exit 180)

321-768-2060

customerservice@sewmuchfun321.com

**NEW
Hours:**

- Mon: 9:30-5
- Tues: 12-7
- Wed: 9:30-5
- Thurs: 9:30-5
- Fri: 12-7
- Sat: 10-6
- Sun: 12-4

