


December Block-Pieced Tree with Candy Cane & Holly

6" Finished



Fabric Required:

Fat Quarter or scraps

Light

Green for tree

Brown for trunk

Applique:

Fat Quarter or scraps

Red & White for candy cane

Green for holly

From light:

Cut: (2) 1 1/2" X 3 1/2"

(2) 1 1/2" X 3

(2) 1 3/4" X 2 3/4"

(2) 1 3/4" X 2 1/4"

(2) 2" X 3 1/4"

From Green:

Cut: (1) 1 1/2" X 2 1/2"

(1) 1 1/2" X 3 1/2"

(1) 1 3/4" X 4 1/2"

(1) 1 3/4" X 5 1/2"

From brown:

(1) 1" X 2"

Piecing:

Begin with the (2) 1 1/2" X 3 1/2" light and the green 1 1/2" X 2 1/2"

Lay a light rectangle on the green, right sides together, so that it runs

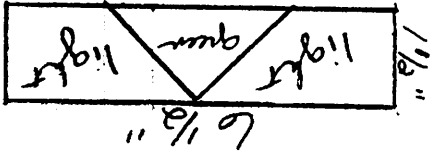
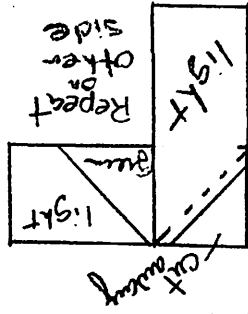
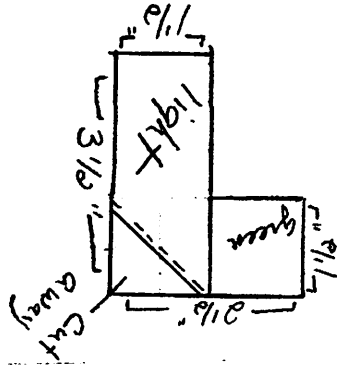
perpendicular with the green rectangle and the edges even as in the

diagram. Stitch as shown in the diagram. Trim away from the stitching

line, fold the light out and press. Repeat with the other light rectangle on

the opposite side. This will make a strip 1 1/2" X 6 1/2" The light will meet in

the center at the top



Repeat this same procedure pairing the following sizes together:

1 1/2" X 3 1/2" green & 1 1/2" X 3" light

1 3/4" X 4 1/2" green with 1 3/4" X 2 3/4" light

1 3/4" X 5 1/2" green with 1 3/4" X 2 1/4" light

The light will not meet in of any of these strips, the green gradually gets longer in each strip.

The final strip pairs the light 2" X 3 1/4" with the brown 1" X 2" to form the trunk.

Sew all these strips together in the graduated size order to form a tree.

Appliques:

From the red cut (5) 1" X 7"

From the white cut (4) 1" X 7"

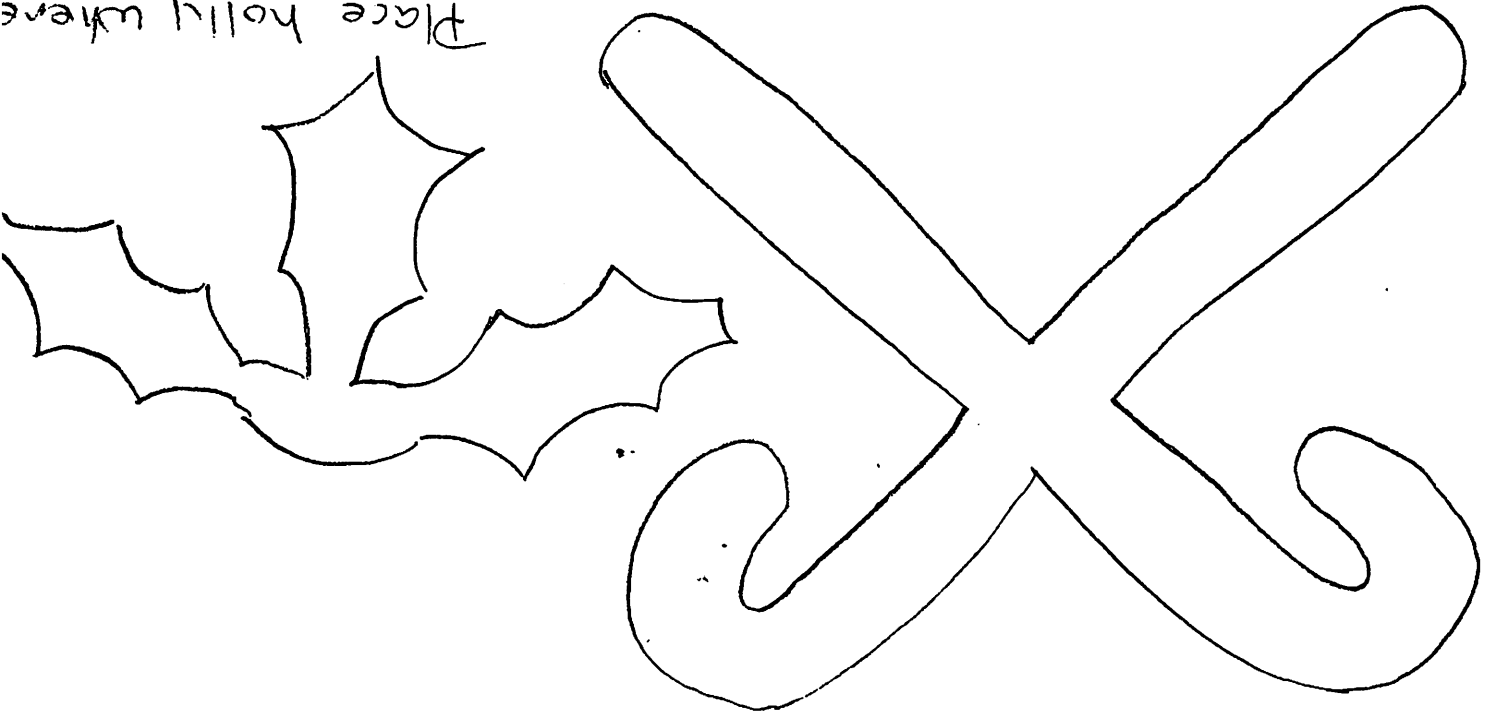
Sew these strips together alternating colors and beginning with red along the 7" side to form a piece of striped fabric. Press well.

Using the pattern provided, fusible web and general applique instructions

make the candy cane applique. You can turn the pattern at any angle on the strip of pieced fabric to create a pleasing candy cane.

Design suggestions:

Use beads, buttons, or decorative stitches for holly berries.



Place holly where canes cross.

Chris' Corner Quilt Shop
FREE BOM
3593 N Hwy 59
Ottawa, Ks. 66076
785-242-1922
~~corner@quiltshop.com~~